

**WDU 10 SL/EN SW****Weidmüller Interface GmbH & Co. KG**

Klingenbergstraße 26

D-32758 Detmold

Germany

[www.weidmueller.com](http://www.weidmueller.com)**Product image**

In specific applications and industries, a hook blade connection is the preferred technology. The spring loaded feed through terminals allow a fast and safe installation: after the cable lug has been inserted in the block the conductor is fixed by the spring until you can comfortably connect it with the screw.

**General ordering data**

Version	Feed-through terminal block, Screw connection, 10 mm <sup>2</sup> , 690 V, 57 A, Number of connections: 2
Order No.	<a href="#">9537410000</a>
Type	WDU 10 SL/EN SW
GTIN (EAN)	4032248037407
Qty.	50 pc(s).

## WDU 10 SL/EN SW

Weidmüller Interface GmbH &amp; Co. KG

Klingenbergstraße 26

D-32758 Detmold

Germany

www.weidmueller.com

## Technical data

## Dimensions and weights

Depth	51.1 mm	Depth (inches)	2.012 inch
Height	56.6 mm	Height (inches)	2.228 inch
Width	9.9 mm	Width (inches)	0.39 inch
Net weight	23.68 g		

## Temperatures

Storage temperature		Operating temperature range	For operating temperature range see EC Design Test Certificate / IEC Ex-Certificate of Conformity
	-25 °C...55 °C		
Continuous operating temp., min.	-60 °C	Continuous operating temp., max.	130 °C

## Material data

Material	Wemid	Colour	black
UL 94 flammability rating	V-0		

## Rating data IECEx/ATEX

Certificate No. (ATEX)	DEMKO14ATEX1338U	Certificate No. (IECEX)	IECEXULD14.0005U
Max. voltage (ATEX)	550 V	Current (ATEX)	55 A
Wire cross section max. (ATEX)	10 mm <sup>2</sup>	Max. voltage (IECEX)	550 V
Current (IECEX)	55 A	Wire cross section max. (IECEX)	10 mm <sup>2</sup>
Operating temperature range	For operating temperature range see EC Design Test Certificate / IEC Ex-Certificate of Conformity	Marking EN 60079-7	
Ex 2014/34/EU label	II 2 G D		Ex eb II C Gb

## System specifications

Version	Screw connection, with spring-loaded cable clamp, for screwable cross-connection, One end without connector	End cover plate required	
			Yes
Number of potentials	1	Number of levels	1
Number of clamping points per level	2	Number of potentials per tier	1
Levels cross-connected internally	No	PE connection	No
Rail	TS 32, TS 35	N-function	No
PE function	No	PEN function	No

## 2 clampable conductors (H05V/H07V) with equal cross-section (rated connection)

Wire connection cross section, finely stranded with wire-end ferrules DIN 46228/1, 2 clampable wires, max.	4 mm <sup>2</sup>	Wire connection cross section, finely stranded with wire-end ferrules DIN 46228/1, 2 clampable wires, min.	1 mm <sup>2</sup>
Wire connection cross section, finely stranded, two clampable wires, min.	2.5 mm <sup>2</sup>	Wire cross-section, finely stranded, two clampable wires, max.	4 mm <sup>2</sup>

## Additional technical data

Explosion-tested version	No	Number of similar terminals	1
Open sides	right	Type of mounting	Snap-on

## WDU 10 SL/EN SW

Weidmüller Interface GmbH &amp; Co. KG

Klingenbergstraße 26

D-32758 Detmold

Germany

www.weidmueller.com

## Technical data

## CSA rating data

Certificate No. (CSA)	200039-1057876
Current size D (CSA)	5 A
Voltage size D (CSA)	600 V
Wire cross section min. (CSA)	16 AWG

Current size C (CSA)	65 A
Voltage size C (CSA)	300 V
Wire cross section max. (CSA)	6 AWG

## Conductors for clamping (additional connection)

Connection type, additional connection Screw connection

## Conductors for clamping (rated connection)

Blade size	1.0 x 5.5 mm
Clamping range, min.	1.31 mm <sup>2</sup>
Connection cross-section, stranded, max.	16 mm <sup>2</sup>
Connection direction	on side
Number of connections	2
Tightening torque, max.	2.4 Nm
Torque level with DMS electric screw-driver	4
Wire connection cross section AWG, max.	AWG 6
Wire connection cross section, finely stranded, max.	6 mm <sup>2</sup>
Wire connection cross-section, finely stranded with wire-end ferrules DIN 46228/1, max.	10 mm <sup>2</sup>
Wire connection cross-section, solid core, max.	16 mm <sup>2</sup>

Clamping range, max.	16 mm <sup>2</sup>
Clamping screw	M 4
Connection cross-section, stranded, min.	1.5 mm <sup>2</sup>
Gauge to IEC 60947-1	A6
Stripping length	17 mm
Tightening torque, min.	1.2 Nm
Type of connection	Screw connection
Wire connection cross section AWG, min.	AWG 16
Wire connection cross section, finely stranded, min.	1 mm <sup>2</sup>
Wire connection cross-section, finely stranded with wire-end ferrules DIN 46228/1, min.	1.5 mm <sup>2</sup>
Wire connection cross-section, solid core, min.	1.5 mm <sup>2</sup>

## General

Rail	TS 32, TS 35
Wire connection cross section AWG, max.	AWG 6

Standards	IEC 60947-7-1
Wire connection cross section AWG, min.	AWG 16

## Rating data

Rated cross-section	10 mm <sup>2</sup>
Rated DC voltage	690 V
Current at maximum wires	76 A
Volume resistance according to IEC 60947-7-x	0.56 mΩ
Power loss in accordance with IEC 60947-7-x	1.82 W

Rated voltage	690 V
Rated current	57 A
Standards	IEC 60947-7-1
Rated impulse withstand voltage	6 kV
Pollution severity	3

## UL rating data

Certificate No. (UR)	E60693
Conductor size Factory wiring min. (UR)	16 AWG
Conductor size Field wiring min. (UR)	16 AWG
Voltage size C (UR)	600 V

Conductor size Factory wiring max. (UR)	8 AWG
Conductor size Field wiring max. (UR)	8 AWG
Current size C (UR)	50 A

## WDU 10 SL/EN SW

Weidmüller Interface GmbH &amp; Co. KG

Klingenbergstraße 26

D-32758 Detmold

Germany

www.weidmueller.com

## Technical data

## Classifications

ETIM 6.0	EC000897	ETIM 7.0	EC000897
ETIM 8.0	EC000897	ETIM 9.0	EC000897
ECLASS 9.0	27-14-11-20	ECLASS 9.1	27-14-11-20
ECLASS 10.0	27-14-11-20	ECLASS 11.0	27-14-11-20
ECLASS 12.0	27-14-11-20	ECLASS 13.0	27-25-01-01

## Environmental Product Compliance

REACH SVHC

/

## Approvals

Approvals



ROHS	Conform
UL File Number Search	UL Website
Certificate No. (UR)	E60693

## Downloads

Approval/Certificate/Document of Conformity	<a href="#">Attestation of Conformity</a> <a href="#">IECEX Certificate</a> <a href="#">UKCA Ex Attestation of Conformity</a> <a href="#">UKCA Ex Certificate</a> <a href="#">CE Declaration of Conformity</a> <a href="#">ATEX Certificate</a> <a href="#">UKCA declaration of conformity</a> <a href="#">Confirmation of Standards EN 45545-2_2020-10</a>
Engineering Data	<a href="#">CAD data – STEP</a>
Engineering Data	<a href="#">Zuken E3.S</a>
User Documentation	<a href="#">NTI WDU/WPE 10 SL/EN</a> <a href="#">StorageConditionsTerminalBlocks</a>
Catalogues	<a href="#">Catalogues in PDF-format</a>

### WDU 10 SL/EN SW

**Weidmüller Interface GmbH & Co. KG**

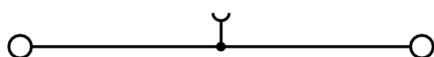
Klingenbergstraße 26

D-32758 Detmold

Germany

[www.weidmueller.com](http://www.weidmueller.com)

## Drawings



## WDU 10 SL/EN SW

Weidmüller Interface GmbH &amp; Co. KG

Klingenbergstraße 26

D-32758 Detmold

Germany

www.weidmueller.com

## Accessories

## Blank



The Dekafix (DEK) marker is the universal marker for all conductor and plug-in connectors as well as for electronic sub-assemblies. The system is ideal for short number sequences and covers a wide range of ready-printed markers.


Strips for fast installation in only one work step. The printing is easy to read, rich in contrast and available in various widths.

- Large range of ready-to-use markers
- Strips for fast installation
- Terminal markers, suitable for all Weidmüller cable connectors
- Available as blank MultiCard or with standard printing

**For custom printing:** Please send us a file of our labeling software M-Print PRO or M-Print PRO Online (without installation) for your labeling specifications.

## General ordering data

Type	DEK 5/5 MC NE WS	Version
Order No.	<a href="#">1609801044</a>	Dekafix, Terminal marker, 5 x 5 mm, Pitch in mm (P): 5.00
GTIN (EAN)	4008190397111	Weidmueller, white
Qty.	1,000 pc(s).	

10 mm<sup>2</sup>

Screwable cross-connections are easy to mount and de mount. Thanks to the big contact surface, even high currents can be transmitted with maximum contact reliability.

## General ordering data

Type	WQV 10/10	Version
Order No.	<a href="#">1052460000</a>	Cross-connector (terminal), when screwed in, Number of poles: 10,
GTIN (EAN)	4008190152130	Pitch in mm (P): 9.90, Insulated: Yes, 63 A, yellow
Qty.	20 pc(s).	
Type	WQV 10/3	Version
Order No.	<a href="#">1054960000</a>	Cross-connector (terminal), when screwed in, Number of poles: 3,
GTIN (EAN)	4008190079079	Pitch in mm (P): 9.90, Insulated: Yes, 63 A, yellow
Qty.	50 pc(s).	
Type	WQV 10/2	Version
Order No.	<a href="#">1052560000</a>	Cross-connector (terminal), when screwed in, Number of poles: 2,
GTIN (EAN)	4008190154943	Pitch in mm (P): 9.90, Insulated: Yes, 76 A, yellow
Qty.	50 pc(s).	

## WDU 10 SL/EN SW

**Weidmüller Interface GmbH & Co. KG**

Klingenbergstraße 26

D-32758 Detmold

Germany

[www.weidmueller.com](http://www.weidmueller.com)

## Accessories

Type	WQV 10/4	Version
Order No.	<a href="#">1055060000</a>	Cross-connector (terminal), when screwed in, Number of poles: 4,
GTIN (EAN)	4008190188245	Pitch in mm (P): 9.90, Insulated: Yes, 63 A, yellow
Qty.	50 pc(s).	

## W-Series

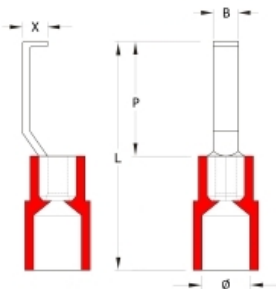


Test adapters and test plugs are used for the electrical connection between terminal blocks and the test equipment. In this way, an electrical contact can be established in the wired state and measurements can be done easily.

### General ordering data

Type	WTA 3 WDU4	Version
Order No.	<a href="#">1632350000</a>	Test adapter (terminal), 1.5 mm², 250 V, 6 A
GTIN (EAN)	4008190209711	
Qty.	25 pc(s).	

## Hook-type cable lugs



The use of insulated connectors guarantees users a permanent and consistent quality for their electrical connections.

In addition, they bring advantages during installation.

### General ordering data

Type	HBT 2,5 - 4,6 BL	Version
Order No.	<a href="#">1233330000</a>	cable lug, terminal end, Insulated cable connector, 1.5 mm² - 2.5 mm², blue
GTIN (EAN)	4050118016901	
Qty.	100 pc(s).	
Type	HBT 6,0 - 4,6 GE	Version
Order No.	<a href="#">1216230000</a>	cable lug, terminal end, Insulated cable connector, 4 mm² - 6 mm², yellow
GTIN (EAN)	4050118000337	
Qty.	100 pc(s).	
Type	HBT 1,5 - 4,6 RT	Version
Order No.	<a href="#">1233340000</a>	cable lug, terminal end, Insulated cable connector, 0.5 mm² - 1.5 mm², red
GTIN (EAN)	4050118210972	
Qty.	100 pc(s).	

## WDU 10 SL/EN SW

Weidmüller Interface GmbH &amp; Co. KG

Klingenbergstraße 26

D-32758 Detmold

Germany

www.weidmueller.com

## Accessories

## Blank



WS markers are the perfect match for the W-series connectors. Thanks to their system compatibility, the WS tags can also be used with the I-series and the Z-series. The large marking surfaces do not only permit long character strings but also multi-line text. WS markers are ideal for labels with long, customised character strings. Thanks to the proven MultiCard format, printing with PrintJet CONNECT oder/or Plotter is possible.

- Can be fitted in strips or individually
- Markers in proven MultiCard format

**For custom printing:** Please send us a file of our labeling software M-Print PRO or M-Print PRO Online (without installation) for your labeling specifications.

## General ordering data

Type	WS 12/5 MC NE WS	Version
Order No.	<a href="#">1609860000</a>	WS, Terminal marker, 12 x 5 mm, Pitch in mm (P): 5.00 Weidmueller,
GTIN (EAN)	4008190203481	Allen-Bradley, white
Qty.	720 pc(s).	

## WS 12/5



## WS/ DEK

MultiMark terminal markers use an innovative composite material made from two components. The hard base contour of the marker snaps securely into the connector. The elastic surface finish makes the marker easy to mount. This specially punched material enables the strips to be stretched to accommodate the slight variations in spacing that tend to add up, especially with long terminal blocks. Another advantage: the excellent printability of the surface material guarantees durable and wear-resistant labelling. A print resolution of 300 dpi also produces a very legible script.

## Your benefits with MultiMark

- Firm hold and durable printing
- Continuous strips save installation time
- Easy mounting thanks to an innovative composite material
- Large label field for optimal legibility
- High flexibility thanks to manufacturer independence

## General ordering data

Type	WS 12/5 MM WS	Version
Order No.	<a href="#">2007190000</a>	WS, Terminal marker, 12 x 5 mm, Weidmueller, white
GTIN (EAN)	4050118392036	
Qty.	800 pc(s).	



## WDU 10 SL/EN SW

Weidmüller Interface GmbH &amp; Co. KG

Klingenbergstraße 26

D-32758 Detmold

Germany

www.weidmueller.com

## Accessories

2.5-10 mm<sup>2</sup>


2.5-10  
mm<sup>2</sup>

End plates are fitted to the open side of the last modular terminal before the end bracket. The use of an end plate ensures the function of the modular terminal and the specified rated voltage. It guarantees protection against contact with live parts and makes the final terminal finger-proof.

## General ordering data

Type	WAP 2.5-10	Version
Order No.	<a href="#">1050000000</a>	End plate (terminals), 56 mm x 1.5 mm, dark beige
GTIN (EAN)	4008190103149	
Qty.	50 pc(s).	
Type	WAP 16+35 WTW 2.5-10	Version
Order No.	<a href="#">1050100000</a>	End and partition plate for terminals, End plate, 56 mm x 1.5 mm, dark beige
GTIN (EAN)	4008190079901	
Qty.	20 pc(s).	
Type	WAP 2.5-10 4-6	Version
Order No.	<a href="#">1272380000</a>	End plate (terminals), 56 mm x 1.5 mm, dark beige
GTIN (EAN)	4050118114881	
Qty.	50 pc(s).	
Type	WAP 2.5-10 SW	Version
Order No.	<a href="#">1050010000</a>	End plate (terminals), 56 mm x 1.5 mm, black
GTIN (EAN)	4008190406806	
Qty.	50 pc(s).	

## Marker holder



The marker holder offer the possibility of additional mounting of standard markers with a pitch of 5 or 5.1 mm. The angled holders can be optionally snapped together and could be mounted in all standard marking channels of the Klippon® Connect modular terminal blocks. Fitting marker types could be found under the respective accessories of the designation marking holder.

## General ordering data

Type	BZT 1 WS 10/5	Version
Order No.	<a href="#">1805490000</a>	Accessories, Marker holder
GTIN (EAN)	4032248270231	
Qty.	100 pc(s).	
Type	BZT 1 ZA WS 10/5	Version
Order No.	<a href="#">1805520000</a>	Accessories, Marker holder
GTIN (EAN)	4032248270248	
Qty.	100 pc(s).	

**WDU 10 SL/EN SW****Weidmüller Interface GmbH & Co. KG**

Klingenbergstraße 26

D-32758 Detmold

Germany

[www.weidmueller.com](http://www.weidmueller.com)**Accessories****W-Series**

**W**  
Series

Weidmüller's range of products includes end brackets that guarantee a permanent, reliable mounting on the terminal rail and prevent sliding. Versions with and without screws are available. The end brackets include marking options, also for group markers, and also a test plug holder.

**General ordering data**

Type	WEW 35/2	Version
Order No.	<a href="#">1061200000</a>	End bracket, Wemid, dark beige, Rail: TS 35, when screwed in
GTIN (EAN)	4008190030230	
Qty.	50 pc(s).	