

**VSPC GDT 2CH 90V****Weidmüller Interface GmbH & Co. KG**

Klingenbergstraße 26

D-32758 Detmold

Germany

[www.weidmueller.com](http://www.weidmueller.com)

- Pluggable arrester with ungrounded varistors (MOV) for use as protection circuit for coils
- For applications as surge protection, external wire links to GND must be connected at the VSPC BASE FG (e.g. connection 8-10 and 9-5)
- Pluggable arrester, with no-interrupt and impedance-neutral plug-in and pull-out
- Can be tested with the V-TEST testing device
- Integrated PE foot in the VSPC BASE, safely discharges up to 20 kA (8/20  $\mu$ s) and 2.5 kA (10/350  $\mu$ s) to PE

**General ordering data**

Version	Surge protection for instrumentation and control, without warning function / function indicator, $U_P(L/N-PE) < 1000$ V
Order No.	<a href="#">8924570000</a>
Type	VSPC GDT 2CH 90V
GTIN (EAN)	4032248696215
Qty.	1 pc(s).

## VSPC GDT 2CH 90V

Weidmüller Interface GmbH &amp; Co. KG

Klingenbergstraße 26

D-32758 Detmold

Germany

www.weidmueller.com

## Technical data

## Dimensions and weights

Depth	69 mm	Depth (inches)	2.717 inch
Height	90 mm	Height (inches)	3.543 inch
Width	17.8 mm	Width (inches)	0.701 inch
Net weight	40 g		

## Temperatures

Storage temperature	-40 °C...80 °C	Operating temperature	-40 °C...70 °C
Humidity	5...96 %		

## Probability of failure

SIL in compliance with IEC 61508	3	MTTF	10,378 a
SFF	100 %	λges	11
PFH in 1*10 <sup>-9</sup> per hour	0		

## Rated data UL

Certificate No. (UL)	E311081	UL certificate	UL 497b Certificate
----------------------	---------	----------------	---------------------

## CSA protection data

Gas group C	IIB	Gas group D	IIA
Gas groups A, B	IIC	Input voltage, max. U <sub>i</sub>	72 V
Internal capacity, max. C <sub>i</sub>	0 nF	Internal inductance, max. L <sub>i</sub>	0 μH

## General data

Colour	orange	Design	Terminal, miscellaneous
Optical function display	No	Protection degree	IP20
Segment	Measurement - Monitoring - Setting	UL 94 flammability rating	V-0
Version	without warning function / function indicator		

## Insulation coordination acc. to EN 50178

Pollution severity	2	Surge voltage category	III
--------------------	---	------------------------	-----

# VSPC GDT 2CH 90V

**Weidmüller Interface GmbH & Co. KG**

Klingenbergstraße 26

D-32758 Detmold

Germany

[www.weidmueller.com](http://www.weidmueller.com)

## Technical data

### Rated data IEC / EN

Capacitance	9.37 pF
Discharge current $I_{\max}$ (8/20 $\mu$ s) wire-wire	2 x 10 kA
Discharge current $I_n$ (8/20 $\mu$ s) wire-PE	2.5 kA
Fuse	2 A
Lightning test current, $I_{\text{imp}}$ (10/350 $\mu$ s) wire-wire	2 x 0.2 kA
Max. continuous voltage, $U_c$ (DC)	72 V
Overload - failure mode	Modus 2
Protection level on output side Wire-PE 1kV/ $\mu$ s, typically	650 V
Protection level on output side Wire-wire 8/20 $\mu$ s, typically	1000 V
Protection level, $U_p$ wire - wire	650 V
Rated voltage (AC)	48 V
Requirements category acc. to IEC 61643-21	C1, C2, C3, D1
Standards	According to IEC61643-21
Surge current-carrying capacity C2	5 kA 8/20 $\mu$ s
Surge current-carrying capacity D1	2.5 kA 10/350 $\mu$ s
Volume resistance	0.20 $\Omega$

Discharge current $I_{\max}$ (8/20 $\mu$ s) GND-PE	10 kA
Discharge current $I_n$ (8/20 $\mu$ s) GND-PE	2.5 kA
Discharge current $I_n$ (8/20 $\mu$ s) wire-wire	2 x 2.5 kA
Lightning test current, $I_{\text{imp}}$ (10/350 $\mu$ s) GND-PE	0.2 kA
Max. continuous voltage, $U_c$ (AC)	50 V
Number of poles	1
Protection level $U_p$ (typ.)	<1000 V
Protection level on output side Wire-wire 1 kV/ $\mu$ s, typically	650 V
Protection level, $U_p$ wire - PE	1,000 V
Rated current $I_N$	2 A
Rated voltage (DC)	68 V
Signalling contact	No
Surge current-carrying capacity C1	<1 kA 8/20 $\mu$ s
Surge current-carrying capacity C3	100 A 10/1000 $\mu$ s
Voltage type	AC/DC

### Further details of approvals

GOST certificate	GOST-Zertifikat
------------------	-----------------

### Connection data

Type of connection	Pluggable in VSPC BASE
--------------------	------------------------

### Ratings IECEx/ATEX/cUL

cUL certificate	cUL Certificate
-----------------	-----------------

### Guarantee

Time interval	5 years
---------------	---------

### Classifications

ETIM 6.0	EC000943	ETIM 7.0	EC000943
ETIM 8.0	EC000943	ETIM 9.0	EC000943
ECLASS 9.0	27-13-08-07	ECLASS 9.1	27-13-08-07
ECLASS 10.0	27-13-08-07	ECLASS 11.0	27-13-08-07
ECLASS 12.0	27-17-90-90	ECLASS 13.0	27-17-90-90
ECLASS 14.0	27-17-90-90		

## VSPC GDT 2CH 90V

Weidmüller Interface GmbH &amp; Co. KG

Klingenbergstraße 26

D-32758 Detmold

Germany

www.weidmueller.com

## Technical data

## Tender specification sheets

## Long specification

Surge protection plug for base element VSPC BASE 2/4CH, coarse common mode voltage protection for two paired cables. Version: 90 V AC Single-stage protective circuitry in plug, consisting of coarse protection between the signal wires and the signal ground/ground/earth. Mechanical identification of the plug to the base element according to the switching type and rated voltage. Protected plug with coding pin and counter-profile for the base element. Optical identification of the protected plug based on the type of protected switching and the voltage level. It is possible to mark the plug.

## Short specification

Surge protection plug for base element VSPC BASE 2/4CH, coarse common mode voltage protection for two paired cables. Version: 90 V AC

## Environmental Product Compliance

REACH SVHC

/

RoHS Compliance Status

Compliant without exemption

## Important note

## Product information

Mode 2: State where the voltage-limiting part of the SPD was short-circuited due to a very low impedance within the SPD. The line is inoperable, but the measuring equipment is still protected by means of a short-circuit.

## Approvals

## Approvals



ROHS

Conform

UL File Number Search

UL Website

Certificate No. (UL)

E311081

## Downloads

Approval/Certificate/Document of Conformity

[SIL Paper](#)  
[EU Konformitätserklärung / EU Declaration of Conformity](#)

Engineering Data

[CAD data – STEP](#)

User Documentation

[Beipackzettel / Instruction sheet](#)

Catalogues

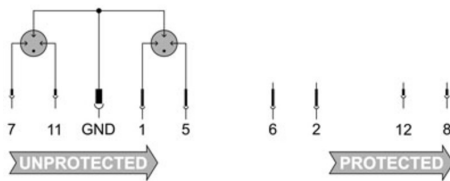
[Catalogues in PDF-format](#)

Brochures

**VSPC GDT 2CH 90V**

**Weidmüller Interface GmbH & Co. KG**  
 Klingenbergstraße 26  
 D-32758 Detmold  
 Germany

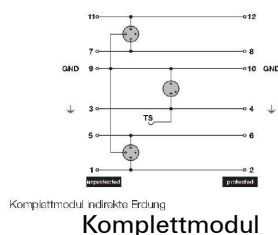
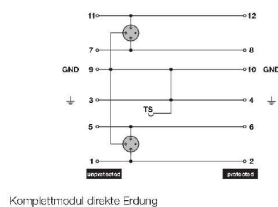
[www.weidmueller.com](http://www.weidmueller.com)

**Drawings**
**Electric symbol**


Similar to illustration

Cate- gory	Testing pulse	Surge voltage	Surge current	Pulse Type
C1	Quick- rising edge	0.5 - 2 kV with 1.2/50 µs	0.25 - 1 kA mit 8/20 µs	300 Surge voltage arrester
C2	Quick- rising edge	2 - 10 kV with 1.2/50 µs	1 - 5 kA mit 8/20 µs	10 Surge voltage arrester
C3	Quick- rising edge	≥ 1 kV with 1 kV/µs	10 - 100 A mit 10/10000 µs	300 Surge voltage arrester
D1	High power	≥ 1 kV	0.5 - 2.5 kA mit 10/350 µs	2 Arrester for lightning current and surge voltages

Discharge capacity



## VSPC GDT 2CH 90V

**Weidmüller Interface GmbH & Co. KG**

Klingenbergstraße 26

D-32758 Detmold

Germany

[www.weidmueller.com](http://www.weidmueller.com)

## Accessories

### V-TEST testing device for VSPC



#### V-TEST

- Testing device for checking the protective function of the pluggable overvoltage protection PU I, PU II and VSPC series
- Device for implementing the IEC 62305 standard (regarding periodic testing)
- Easy-to-use device with integrated battery set for on-site measurements
- LCD results display
- Menu in two languages
- Including a protective bag and power supply
- User friendly navigation in German and English

The V-TEST is a compact, portable test instrument for the plug-in surge protectors VARITECTOR (VSPC) and the surge protectors for the power supply line PU I and PU II. Using this instrument Weidmüller overvoltage protectors can be tested for their protective function in line with the testing schedules laid down in IEC 62305-3 (DIN VDE 0185 part 3). In a display with background illumination, the test result is indicated with "OK" or "Not OK".

#### General ordering data

Type	V-TEST	Version
Order No.	<a href="#">8951860000</a>	Lightning and surge protection, Testing device
GTIN (EAN)	4032248743100	
Qty.	1 pc(s).	

### Direct earthing



Base element for the pluggable VSPC arrester, integrated PE foot in impedance-neutral VSPC BASE. Can safely discharge up to 20 kA (8/20  $\mu$ s) and 2.5 kA (10/350  $\mu$ s) to the PE.

#### General ordering data

Type	VSPC BASE 2/4CH	Version
Order No.	<a href="#">8924740000</a>	Surge protection, Flange-mounted housing, Flange-mounted housing
GTIN (EAN)	4032248696383	
Qty.	1 pc(s).	

**VSPC GDT 2CH 90V****Weidmüller Interface GmbH & Co. KG**

Klingenbergstraße 26

D-32758 Detmold

Germany

[www.weidmueller.com](http://www.weidmueller.com)**Accessories****Plus**

The Dekafix (DEK) marker is the universal marker for all conductor and plug-in connectors as well as for electronic sub-assemblies. The system is ideal for short number sequences and covers a wide range of ready-printed markers.

Strips for fast installation in only one work step. The printing is easy to read, rich in contrast and available in various widths.

- Large range of ready-to-use markers
- Strips for fast installation
- Terminal markers, suitable for all Weidmüller cable connectors
- Available as blank MultiCard or with standard printing

**For custom printing:** Please send us a file of our labeling software M-Print PRO or M-Print PRO Online (without installation) for your labeling specifications.

**General ordering data**

Type	DEK 5/5 PLUS MC NE WS	Version
Order No.	<a href="#">1854490000</a>	Dekafix, Terminal marker, 5 x 5 mm, Pitch in mm (P): 5.00
GTIN (EAN)	4032248393596	Weidmueller, white
Qty.	1,000 pc(s).	