

**VSPC 2SL 24VDC****Weidmüller Interface GmbH & Co. KG**

Klingenbergstraße 26

D-32758 Detmold

Germany

[www.weidmueller.com](http://www.weidmueller.com)

Binary signal (SL – Symmetrical Load) protection includes the following signals:

- Switching signals with and without a common reference potential e.g. 5 V – 24V – 60 V
- Two-conductor systems usually involve a common reference potential of binary sensors, actuators and indicators such as limit switches, buttons, position sensors, photoelectric barriers, contactors, solenoid valves, indicator lamps, etc.
- Pluggable arrester, for interruption-free and impedance-neutral plug-in and pull-out
- Can be tested with the V-TEST testing device
- Version with floating-earth PE connection used to avoid interference currents resulting from differences in potential
- For use in compliance with the IEC 62305 and IEC 61643-22 installation standards (D1, C1, C2 and C3)
- Integrated PE foot safely discharges up to 20 kA (8/20 µs) and 2.5 kA (10/350 µs) to the PE
- Colour coding of the voltage levels for fast identification on the panel
- Safety function through coding elements for different voltage levels

**General ordering data**

Version	Surge protection for instrumentation and control, without warning function / function indicator, U <sub>p</sub> (L/N-PE) 250 V
Order No.	<a href="#">8924330000</a>
Type	VSPC 2SL 24VDC
GTIN (EAN)	4032248695973
Qty.	1 pc(s).

**VSPC 2SL 24VDC****Weidmüller Interface GmbH & Co. KG**

Klingenbergstraße 26

D-32758 Detmold

Germany

www.weidmueller.com

**Technical data****Dimensions and weights**

Depth	69 mm	Depth (inches)	2.717 inch
Height	90 mm	Height (inches)	3.543 inch
Width	17.8 mm	Width (inches)	0.701 inch
Net weight	42 g		

**Temperatures**

Storage temperature	-40 °C...80 °C	Operating temperature	-40 °C...70
Humidity	5...96 %		

**Probability of failure**

SIL in compliance with IEC 61508	2	MTTF	2,665 a
SFF	79.3 %	λges	43
PFH in 1*10 <sup>-9</sup> per hour	8.9		

**Rated data UL**

Certificate No. (UL)	E311081	UL certificate	UL 497b Certificate
----------------------	---------	----------------	---------------------

**CSA protection data**

Gas group C	IIB	Gas group D	IIA
Gas groups A, B	IIC	Input voltage, max. U <sub>i</sub>	28 V
Internal capacity, max. C <sub>i</sub>	2 nF	Internal inductance, max. L <sub>i</sub>	0 μH

**General data**

Colour	orange	Design	Terminal, miscellaneous
Optical function display	No	Protection degree	IP20
Segment	Measurement - Monitoring - Setting	UL 94 flammability rating	V-0
Version	without warning function / function indicator	protected binary signals	2

**Insulation coordination acc. to EN 50178**

Pollution severity	2	Surge voltage category	III
--------------------	---	------------------------	-----

## VSPC 2SL 24VDC

Weidmüller Interface GmbH &amp; Co. KG

Klingenbergstraße 26

D-32758 Detmold

Germany

www.weidmueller.com

## Technical data

## Rated data IEC / EN

Capacitance	2.0 nF	Discharge current $I_{\max}$ (8/20 $\mu$ s) GND-PE	10 kA
Discharge current $I_{\max}$ (8/20 $\mu$ s) wire-PE	10 kA	Discharge current $I_{\max}$ (8/20 $\mu$ s) wire-wire	10 kA
Discharge current $I_n$ (8/20 $\mu$ s) GND-PE	2.5 kA	Discharge current $I_n$ (8/20 $\mu$ s) wire-PE	2.5 kA
Discharge current $I_n$ (8/20 $\mu$ s) wire-wire	2.5 kA	Fuse	0.5 A
Lightning test current, $I_{\text{imp}}$ (10/350 $\mu$ s) GND-PE	2.5 kA	Lightning test current, $I_{\text{imp}}$ (10/350 $\mu$ s) Wire-PE	2.5 kA
Lightning test current, $I_{\text{imp}}$ (10/350 $\mu$ s) wire-wire	2.5 kA	Max. continuous voltage, $U_c$ (DC)	28 V
Number of poles	1	Overload - failure mode	Modus 2
Protection level $U_p$ (typ.)	250 V	Protection level on output side Wire-PE 1kV/ $\mu$ s, typically	40 V
Protection level on output side Wire-wire 1 kV/ $\mu$ s, typically	80 V	Protection level on output side Wire-wire 8/20 $\mu$ s, typically	80 V
Protection level, $U_p$ GND - PE	450 V	Protection level, $U_p$ wire - PE	40 V
Pulse-reset capacity	$\leq 30$ ms	Rated current $I_N$	300 mA
Rated voltage (DC)	24 V	Requirements category acc. to IEC 61643-21	C1, C2, C3, D1
Signal transmission properties (-3 dB)	2.7 MHz	Signalling contact	No
Standards	IEC 61643-21	Surge current-carrying capacity C1	< 1 kA 8/20 $\mu$ s
Surge current-carrying capacity C2	5 kA 8/20 $\mu$ s	Surge current-carrying capacity C3	100 A 10/1000 $\mu$ s
Surge current-carrying capacity D1	2.5 kA 10/350 $\mu$ s	Voltage type	DC
Volume resistance	4.7 $\Omega$		

## Further details of approvals

GOST certificate	GOST-Zertifikat
------------------	-----------------

## Connection data

Type of connection	Pluggable in VSPC BASE
--------------------	------------------------

## Ratings IECEx/ATEX/cUL

cUL certificate	cUL Certificate
-----------------	-----------------

## Classifications

ETIM 6.0	EC000943	ETIM 7.0	EC000943
ETIM 8.0	EC000943	ETIM 9.0	EC000943
ECLASS 9.0	27-13-08-07	ECLASS 9.1	27-13-08-07
ECLASS 10.0	27-13-08-07	ECLASS 11.0	27-13-08-07
ECLASS 12.0	27-17-90-90	ECLASS 13.0	27-17-90-90

## VSPC 2SL 24VDC

Weidmüller Interface GmbH &amp; Co. KG

Klingenbergstraße 26

D-32758 Detmold

Germany

www.weidmueller.com

## Technical data

## Tender specification sheets

## Long specification

Surge protection plug for use in connection with the base element VSPC BASE 2SL for two wires with a common ground. Two-stage protection circuit in the plug consisting of coarse protection, decoupling resistors and fine protection between the signal wires and the signal ground/ground/earth. Mechanical identification of the plug to the base element according to the switching type and rated voltage. Protected plug with coding pin and counter-profile for the base element. Optical identification of the protected plug based on the type of protected switching and the voltage level. It is possible to mark the plug.

## Short specification

Surge protection plug for base element VSPC BASE 2SL, coarse and fine common mode voltage protection for two wires with a common ground. Version: 24 V DC

## Environmental Product Compliance

REACH SVHC

Lead 7439-92-1

SCIP

71e97bb7-979f-4330-94c0-20c629bb05e3

## Important note

Product information

Mode 2: State where the voltage-limiting part of the SPD was short-circuited due to a very low impedance within the SPD. The line is inoperable, but the measuring equipment is still protected by means of a short-circuit.

## Approvals

Approvals



ROHS

Conform

UL File Number Search

UL Website

Certificate No. (UL)

E311081

## Downloads

Approval/Certificate/Document of Conformity

[SIL Paper](#)  
[EU Konformitätserklärung / EU Declaration of Conformity](#)

Engineering Data

[CAD data – STEP](#)

User Documentation

[Beipackzettel / Instruction sheet](#)

Catalogues

[Catalogues in PDF-format](#)

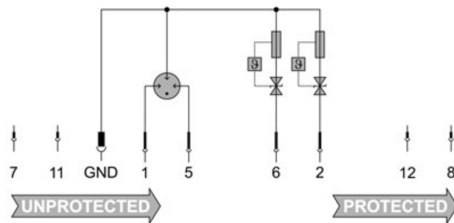
Brochures

**VSPC 2SL 24VDC**
**Weidmüller Interface GmbH & Co. KG**

Klingenbergstraße 26

D-32758 Detmold

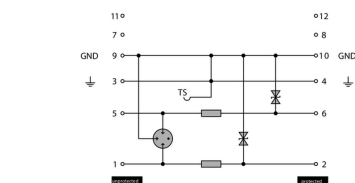
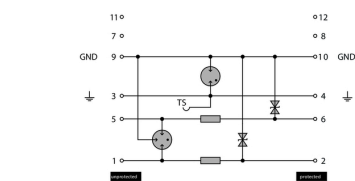
Germany

[www.weidmueller.com](http://www.weidmueller.com)
**Drawings**
**Electric symbol**


Circuit diagram

Cate- gory	Testing pulse	Surge voltage	Surge current	Pulse Type
C1	Quick- rising edge	0.5 - 2 kV with 1.2/50 µs	0.25 - 1 kA mit 8/20 µs	300 Surge voltage arrester
C2	Quick- rising edge	2 - 10 kV with 1.2/50 µs	1 - 5 kA mit 8/20 µs	10 Surge voltage arrester
C3	Quick- rising edge	≥ 1 kV with 1 kV/µs	10 - 100 A mit 10/10000 µs	300 Surge voltage arrester
D1	High power	≥ 1 kV	0.5 - 2.5 kA mit 10/350 µs	2 Arrester for lightning current and surge voltages

Discharge capacity


 Complete module direct grounding  
Komplettmodul direkte Erdung

 Complete module indirect grounding  
Komplettmodul indirekte Erdung

Kompletmodul

## VSPC 2SL 24VDC

**Weidmüller Interface GmbH & Co. KG**

Klingenbergstraße 26

D-32758 Detmold

Germany

[www.weidmueller.com](http://www.weidmueller.com)

## Accessories

### Direct earthing



Base element for the pluggable VSPC arrester, integrated PE foot in impedance-neutral VSPC BASE. Can safely discharge up to 20 kA (8/20  $\mu$ s) and 2.5 kA (10/350  $\mu$ s) to the PE.

### General ordering data

Type	VSPC BASE 2SL	Version
Order No.	<a href="#">8924720000</a>	Surge protection, Flange-mounted housing, Flange-mounted housing
GTIN (EAN)	4032248696369	
Qty.	1 pc(s).	

### V-TEST testing device for VSPC



#### V-TEST

- Testing device for checking the protective function of the pluggable overvoltage protection PU I, PU II and VSPC series
- Device for implementing the IEC 62305 standard (regarding periodic testing)
- Easy-to-use device with integrated battery set for on-site measurements
- LCD results display
- Menu in two languages
- Including a protective bag and power supply
- User friendly navigation in German and English

The V-TEST is a compact, portable test instrument for the plug-in surge protectors VARITECTOR (VSPC) and the surge protectors for the power supply line PU I and PU II. Using this instrument Weidmüller overvoltage protectors can be tested for their protective function in line with the testing schedules laid down in IEC 62305-3 (DIN VDE 0185 part 3). In a display with background illumination, the test result is indicated with "OK" or "Not OK".

### General ordering data

Type	V-TEST	Version
Order No.	<a href="#">8951860000</a>	Lightning and surge protection, Testing device
GTIN (EAN)	4032248743100	
Qty.	1 pc(s).	

## VSPC 2SL 24VDC

Weidmüller Interface GmbH &amp; Co. KG

Klingenbergstraße 26

D-32758 Detmold

Germany

www.weidmueller.com

## Accessories

## Plus



The Dekafix (DEK) marker is the universal marker for all conductor and plug-in connectors as well as for electronic sub-assemblies. The system is ideal for short number sequences and covers a wide range of ready-printed markers.

Strips for fast installation in only one work step. The printing is easy to read, rich in contrast and available in various widths.

- Large range of ready-to-use markers
- Strips for fast installation
- Terminal markers, suitable for all Weidmüller cable connectors
- Available as blank MultiCard or with standard printing

**For custom printing:** Please send us a file of our labeling software M-Print PRO or M-Print PRO Online (without installation) for your labeling specifications.

## General ordering data

Type	DEK 5/5 PLUS MC NE WS	Version
Order No.	<a href="#">1854490000</a>	Dekafix, Terminal marker, 5 x 5 mm, Pitch in mm (P): 5.00
GTIN (EAN)	4032248393596	Weidmueller, white
Qty.	1,000 pc(s).	

## Retaining clip



The interlock mechanism on the VSPC Series pluggable arrester delivers extra reliability and an improved permanent contact under strong vibrating conditions.

## General ordering data

Type	VSPC LOCKING CLIP	Version
Order No.	<a href="#">1317340000</a>	Fastening element, Latches
GTIN (EAN)	4050118121179	
Qty.	100 pc(s).	