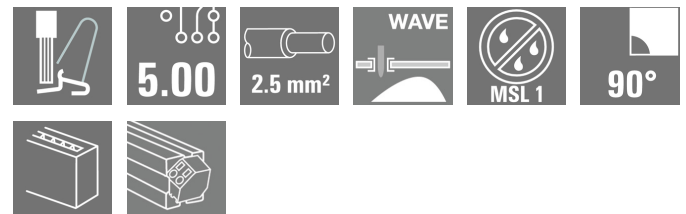


MTS 5/05 H T4 B T**Weidmüller Interface GmbH & Co. KG**

Klingenbergstraße 26

D-32758 Detmold

Germany

www.weidmueller.com**Product image****SNAP IN** **General ordering data**

Version	Printed circuit board terminals, PCB terminal, THT solder connection, Pitch in mm (P): 5.00 mm, Number of poles: 5, Tube
Order No.	2913630000
Type	MTS 5/05 H T4 B T
GTIN (EAN)	4099986539624
Qty.	20 pc(s).
Product data	IEC: 400 V / 32 A / 0.5 - 4 mm² UL: 300 V / 18.5 A / AWG 20 - AWG 12
Packaging	Tube

Creation date July 5, 2024 3:37:42 AM CEST

Catalogue status 29.06.2024 / We reserve the right to make technical changes.

MTS 5/05 H T4 B T

Weidmüller Interface GmbH & Co. KG

Klingenbergstraße 26

D-32758 Detmold

Germany

www.weidmueller.com

Technical data

Dimensions and weights

Depth	18.85 mm	Depth (inches)	0.742 inch
Height	16.7 mm	Height (inches)	0.657 inch
Height of lowest version	13.2 mm	Width	27.3 mm
Width (inches)	1.075 inch	Net weight	7.4 g

Temperatures

Installation temperature	-50 °C to +70 °C
--------------------------	------------------

System parameters

Product family	OMNIMATE 4.0
Wire connection method	SNAP IN
Property, clamping point	WireReady
Mounting onto the PCB	THT solder connection
Conductor outlet direction	90°
Pitch in mm (P)	5 mm
Pitch in inches (P)	0.197 "
Number of poles	5
Pin series quantity	1
Number of rows	1
Solder pin length (l)	3.5 mm
Solder pin dimensions	0.6 x 0.8 mm
Solder eyelet hole diameter (D)	1.3 mm
Solder eyelet hole diameter tolerance (D)+	0,1 mm
Number of solder pins per pole	2
Stripping length	9 mm
Stripping length tolerance	min. 8 mm max. 10 mm
L1 in mm	20 mm
L1 in inches	0.787 "
Touch-safe protection acc. to DIN VDE 0470	IP 20
Touch-safe protection acc. to DIN VDE 57 106	Safe from finger touch
Protection degree	IP20

Material data

Insulating material	PA 9T	Colour	black
Colour chart (similar)	RAL 9011	Insulating material group	I
Comparative Tracking Index (CTI)	≥ 600	Moisture Level (MSL)	1
UL 94 flammability rating	V-0	Contact material	Cu-alloy
Contact surface	tinned	Tinning type	matt
Storage temperature, min.	-25 °C	Storage temperature, max.	55 °C
Operating temperature, min.	-50 °C	Operating temperature, max.	120 °C

Conductors suitable for connection

Clamping range, min.	0.34 mm ²
Clamping range, max.	4 mm ²
Wire connection cross section AWG, min.	AWG 12
Wire connection cross section AWG, max.	AWG 20

Creation date July 5, 2024 3:37:42 AM CEST

MTS 5/05 H T4 B T

Weidmüller Interface GmbH & Co. KG

Klingenbergstraße 26

D-32758 Detmold

Germany

www.weidmueller.com

Technical data

Solid, min. H05(07) V-U	0.5 mm ²
Solid, max. H05(07) V-U	2.5 mm ²
Flexible, min. H05(07) V-K	0.5 mm ²
Flexible, max. H05(07) V-K	4 mm ²
w. plastic collar ferrule, DIN 46228 pt 4, min.	0.34 mm ²
w. plastic collar ferrule, DIN 46228 pt 4, max.	2.5 mm ²
w. wire end ferrule, DIN 46228 pt 1, min.	0.5 mm ²
w. wire end ferrule, DIN 46228 pt 1, max.	2.5 mm ²
Outer diameter of insulation, max.	4 mm
Clampable conductor	
Cross-section for conductor connection	nominal 0.34 mm
wire end ferrule	Stripping length nominal 10 mm
	Recommended wire-end ferrule H0.34/12 TK
Cross-section for conductor connection	nominal 0.5 mm ²
wire end ferrule	Stripping length nominal 12 mm
	Recommended wire-end ferrule H0.5/16 OR
	Stripping length nominal 10 mm
	Recommended wire-end ferrule H0.5/10
Cross-section for conductor connection	nominal 0.75 mm ²
wire end ferrule	Stripping length nominal 12 mm
	Recommended wire-end ferrule H0.75/16 W
	Stripping length nominal 10 mm
	Recommended wire-end ferrule H0.75/10
Cross-section for conductor connection	nominal 1 mm ²
wire end ferrule	Stripping length nominal 12 mm
	Recommended wire-end ferrule H1.0/16 GE
	Stripping length nominal 10 mm
	Recommended wire-end ferrule H1.0/10
Cross-section for conductor connection	nominal 1.5 mm ²
wire end ferrule	Stripping length nominal 12 mm
	Recommended wire-end ferrule H1.5/16 R
	Stripping length nominal 10 mm
	Recommended wire-end ferrule H1.5/10
Cross-section for conductor connection	nominal 2.5 mm ²
wire end ferrule	Stripping length nominal 10 mm
	Recommended wire-end ferrule H2.5/15D BL
	Stripping length nominal 10 mm
	Recommended wire-end ferrule H2.5/10

MTS 5/05 H T4 B T

Weidmüller Interface GmbH & Co. KG

Klingenbergstraße 26

D-32758 Detmold

Germany

www.weidmueller.com

Technical data


Rated data acc. to IEC

tested acc. to standard	IEC 60664-1, IEC 61984	Rated current, min. number of poles (Tu=20°C)	32 A
Rated current, max. number of poles (Tu=20°C)	32 A	Rated current, min. number of poles (Tu=40°C)	32 A
Rated current, max. number of poles (Tu=40°C)	32 A	Rated voltage for surge voltage class / pollution degree II/2	400 V
Rated voltage for surge voltage class / pollution degree III/2	320 V	Rated voltage for surge voltage class / pollution degree III/3	250 V
Rated impulse voltage for surge voltage class/ pollution degree II/2	4 kV	Rated impulse voltage for surge voltage class/ pollution degree III/2	4 kV
Rated impulse voltage for surge voltage class/ contamination degree III/3	4 kV		

Rated data acc. to CSA

Wire cross-section, AWG, min.	AWG 20	Wire cross-section, AWG, max.	AWG 12
-------------------------------	--------	-------------------------------	--------

Rated data acc. to UL 1059

Institute (cURus)		Certificate No. (cURus)	E60693
Rated voltage (Use group B / UL 1059)	300 V	Rated voltage (Use group D / UL 1059)	300 V
Rated voltage (Use group F / UL 1059)	420 V	Rated current (Use group B / UL 1059)	18.5 A
Rated current (Use group D / UL 1059)	10 A	Wire cross-section, AWG, min.	AWG 20
Wire cross-section, AWG, max.	AWG 12	Clearance distance, min.	4 mm
Creepage distance, min.	5.6 mm	Reference to approval values	Specifications are maximum values, details - see approval certificate.

Classifications

ETIM 6.0	EC002643	ETIM 7.0	EC002643
ETIM 8.0	EC002643	ETIM 9.0	EC002643
ECLASS 9.0	27-44-04-01	ECLASS 9.1	27-44-04-01
ECLASS 10.0	27-44-04-01	ECLASS 11.0	27-46-01-01
ECLASS 12.0	27-46-01-01	ECLASS 13.0	27-46-01-01

Environmental Product Compliance

REACH SVHC	/
------------	---

MTS 5/05 H T4 B T

Weidmüller Interface GmbH & Co. KG

Klingenbergstraße 26

D-32758 Detmold

Germany

www.weidmueller.com

Technical data

Important note

IPC conformity	Conformity: The products are developed, manufactured and delivered according international recognized standards and norms and comply with the assured properties in the data sheet resp. fulfill decorative properties in accordance with IPC-A-610 "Class 2". Further claims on the products can be evaluated on request.
Notes	<ul style="list-style-type: none">• Rated current related to rated cross-section & min. No. of poles.• P on drawing = pitch• Rated data refer only to the component itself. Clearance and creepage distances to other components are to be designed in accordance with the relevant application standards.• Long term storage of the product with average temperature of 50 °C and maximum humidity 70%, 36 months

Approvals

Approvals



UL File Number Search	UL Website
Certificate No. (cURus)	E60693

Downloads

Approval/Certificate/Document of Conformity	cURus CoC E60693 MTS5 202310.pdf Declaration of the Manufacturer
Engineering Data	CAD data – STEP
Product Change Notification	Technical change to MTS 5 - Packaging
Catalogues	Catalogues in PDF-format


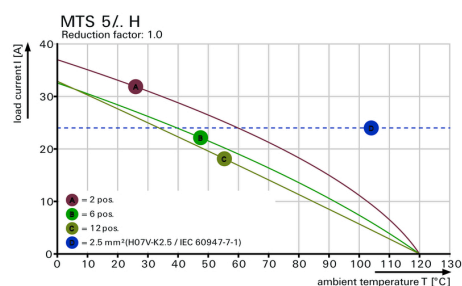
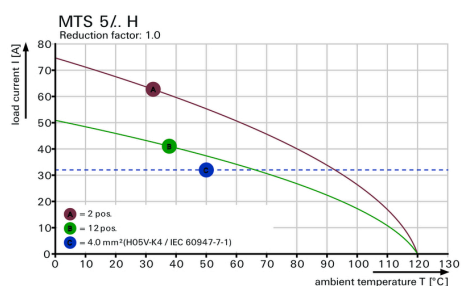
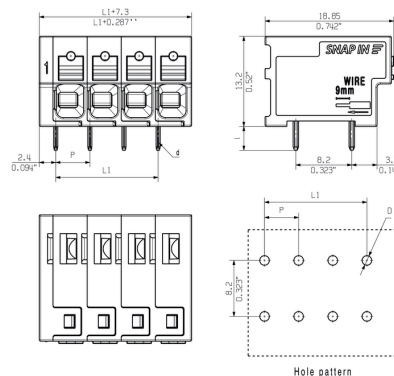

MTS 5/05 H T4 B T

Weidmüller Interface GmbH & Co. KG
 Klingenbergstraße 26
 D-32758 Detmold
 Germany

www.weidmueller.com

Drawings

Product image



The reproduction, distribution and utilization of this document as well as the communication of its contents to others without explicit authorization is prohibited. Offenders will be held liable for the payment of damages. Weidmüller exclusively reserves the right to file for patents, utility models or designs.

© Weidmüller Interface GmbH & Co. KG

