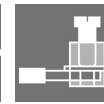
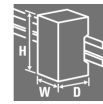


VPU AC II+III 1+1 R 275/20 S**Weidmüller Interface GmbH & Co. KG**

Klingenbergstraße 26

D-32758 Detmold

Germany

www.weidmueller.com**General ordering data**

Version	Surge voltage arrester, Low voltage, with remote contact, TN-S, TT, $U_p(L/N-PE) < 1000\text{ V}$
Order No.	2907940000
Type	VPU AC II+III 1+1 R 275/20 S
GTIN (EAN)	4099986189980
Qty.	1 pc(s).

VPU AC II+III 1+1 R 275/20 S

Weidmüller Interface GmbH & Co. KG

Klingenbergstraße 26

D-32758 Detmold

Germany

www.weidmueller.com

Technical data

Dimensions and weights

Depth	70 mm	Depth (inches)	2.756 inch
Height	105 mm	Height (inches)	4.134 inch
Width	18 mm	Width (inches)	0.709 inch
Net weight	249 g		

Temperatures

Operating temperature	-40 °C...85 °C
-----------------------	----------------

Connection data, remote alert

Connection type	Screw connection	Cross-section for connected wire, solid core, max.	1.5 mm ²
Cross-section for connected wire, solid core, min.	0.2 mm ²	Max. torque	0.4 Nm
Stripping length	5 mm		

General data

Colour	grey	Design	Installation housing; 1TE, Insta IP 20
Operating altitude	≤ 2000 m	Optical function display	green = OK; red = arrester is defective - replace
Protection degree	IP20 in installed state	Rail	TS 35
Segment	Power distribution	UL 94 flammability rating	V-0
Version	with remote contact		

Insulation coordination acc. to EN 50178

Pollution severity	2	Surge voltage category	III
--------------------	---	------------------------	-----

Rated data IEC / EN

Combined pulse U _{OC}	6 kV	Discharge current (type III)	3 kA
Discharge current I _{max} (8/20μs) N-PE	40 kA	Discharge current I _{max} (8/20μs) wire-PE	20 kA
Discharge current I _n (8/20μs) N-PE	20 kA	Discharge current I _n (8/20μs) wire-PE	10 kA
Frequency range, max.	60 Hz	Frequency range, min.	50 Hz
Fuse	No Fuse necessary ≤100 A gG	Low voltage network	TN-S, TT
Max. continuous voltage, U _c (AC)	275 V	Max. continuous voltage, U _c (N-PE)	255 V
Number of poles	2	Protection level U _p (typ.)	<1000 V
Protection level U _p at I _N (L-PE) (type III)	≤1 kV	Protection level U _p at I _N (L/N-PE)	≤ 1.25 kV
Protection level U _p at I _N (N-PE)	≤ 1.5 kV	Protection level U _p at I _N (N-PE) (type III)	≤1 kV
Rated voltage (AC)	230 V	Requirements category acc. to IEC 61643-11	Type II, Type III
Requirements class, acc. to EN 61643-11	T2, T3	Response time	≤ 25 ns, <100 ns
Short-circuit current rating I _{SCCR}	25 kA	Signalling contact	250 V / 0,5 A
Standards	IEC 61643-11, EN 61643-11	Temporary surge voltage (over-voltage) - TOV	335 V
Voltage type	AC		

VPU AC II+III 1+1 R 275/20 S

Weidmüller Interface GmbH & Co. KG

Klingenbergstraße 26

D-32758 Detmold

Germany

www.weidmueller.com

Technical data

Connection data

Conductor connection cross-section PE, solid, max.	35 mm ²	Conductor connection cross-section PE, stranded, max.	35 mm ²
Wire connection method	Screw connection	Type of connection	Screw connection
Stripping length, rated connection	15 mm	Tightening torque, max.	1.2 Nm
Wire cross-section, solid, min.	2.5 mm ²	Wire cross-section, solid, max.	10 mm ²
Wire connection cross section, finely stranded, min.	2.5 mm ²	Wire connection cross section, finely stranded, max.	6 mm ²
Connection cross-section, stranded, min.	2.5 mm ²	Connection cross-section, stranded, max.	10 mm ²

Guarantee

Time interval	5 years
---------------	---------

Classifications

ETIM 6.0	EC000941	ETIM 7.0	EC000941
ETIM 8.0	EC000941	ETIM 9.0	EC000941
ECLASS 9.0	27-13-08-05	ECLASS 9.1	27-13-08-05
ECLASS 10.0	27-13-08-05	ECLASS 11.0	27-13-08-05
ECLASS 12.0	27-17-90-90	ECLASS 13.0	27-17-90-90

Environmental Product Compliance

REACH SVHC	/
------------	---

Important note

Product information	For use in DC applications, please use the fuse of SIBA Type NH2XL aR/aSF DC 1500 V
---------------------	---

Approvals

Approvals



ROHS	Conform
------	---------

Downloads

Approval/Certificate/Document of Conformity	EU_Konformitätserklärung / EU_Declaration_of_Conformity
Engineering Data	STEP CAD data – STEP
Tender specification	Ausschreibungstext DE
User Documentation	Beipackzettel / Instruction Sheet
Catalogues	Catalogues in PDF-format

VPU AC II+III 1+1 R 275/20 S

Weidmüller Interface GmbH & Co. KG

Klingenbergstraße 26

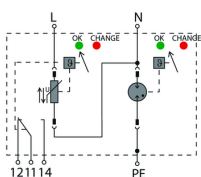
D-32758 Detmold

Germany

www.weidmueller.com

Drawings

Electric symbol



Schematic circuit diagram

VPU AC II+III 1+1 R 275/20 S**Weidmüller Interface GmbH & Co. KG**

Klingenbergstraße 26

D-32758 Detmold

Germany

www.weidmueller.com**Accessories****Crosshead screwdriver Phillips**

VDE insulated crosshead screwdriver, for Phillips screws, SDIK PH DIN 7438, ISO 8764/2-PH, output to ISO 8764-PH, SoftFinish grip

General ordering data

Type	SDIK PHO X 60	Version
Order No.	2749880000	Screwdriver, Blade width (B): 0 mm, 60 mm, Blade thickness (A): 0
GTIN (EAN)	4050118897081	
Qty.	1 pc(s).	