

PRO BAS 480W 24V 20A**Weidmüller Interface GmbH & Co. KG**

Klingenbergstraße 26

D-32758 Detmold

Germany

www.weidmueller.com

High performance, compact design and a good price-performance ratio are the main characteristics of the new PRObas power supplies. The product family comprises 12 variants with 5, 12, 24 or 48 V DC output voltage and a wide-range input. All units have comprehensive safety functions and are internationally approved. Due to compatibility with our electronic fuses, DC UPS and diode modules, they are also suitable for setting up power management systems.

General ordering data

Version	Power supply, switch-mode power supply unit, 24 V
Order No.	2838480000
Type	PRO BAS 480W 24V 20A
GTIN (EAN)	4064675444176
Qty.	1 pc(s).

PRO BAS 480W 24V 20A

Weidmüller Interface GmbH & Co. KG

Klingenbergstraße 26

D-32758 Detmold

Germany

www.weidmueller.com

Technical data

Dimensions and weights

Depth	125 mm	Depth (inches)	4.921 inch
Height	130 mm	Height (inches)	5.118 inch
Width	59 mm	Width (inches)	2.323 inch
Net weight	1,380 g		

Temperatures

Storage temperature	-40 °C...85 °C	Operating temperature	-25 °C...70 °C
Humidity	5...95 % rel. humidity, no condensation		

Input

AC input voltage range	85...264 V AC (derating at 100 V AC)	
Connection system	Screw connection	
Current consumption in relation to the input voltage	Voltage type	AC
	Input voltage	230 V
	Input current	2.23 A
	Voltage type	AC
	Input voltage	115 V
	Input current	4.58 A
	Voltage type	DC
	Input voltage	120 V
	Input current	4.39 A
DC input voltage range	110...370 V DC (derating at <120 V DC)	
Frequency range AC	45...65 Hz	
Input fuse (internal)	Yes	
Inrush current	20 A @ 230 V AC, 25 °C	
Rated input voltage	110...240 V AC / 120...340 V DC	
Recommended back-up fuse	6 A / DI, safety fuse 16 A, Char. B, circuit breaker 6...8 A, Char. C, circuit breaker	
Wire connection method	Screw connection	

Output

Capacitive load	5.5mF	
Connection system	Screw connection	
Continous output current @ U _{Nominal}	20 A @ 55 °C, 12.5 A @ 70°C	
Mains failure bridge-over time	Mains failure bridge-over time, min.	20 ms
	Input voltage type	AC
	Input voltage	120 V
	Output current	20 A
	Output voltage	24 V
	Mains failure bridge-over time, min.	20 ms
	Input voltage type	AC
	Input voltage	230 V
	Output current	20 A
	Output voltage	24 V
Nominal output current for U _{nom}	20 A @ 55 °C	
Output power	480 W	
Output voltage, max.	28 V	
Output voltage, min.	22 V	
Overload protection	Yes	
Parallel connection option	yes, max. 3	

Creation date July 2, 2024 10:53:29 PM CEST

PRO BAS 480W 24V 20A

Weidmüller Interface GmbH & Co. KG

Klingenbergstraße 26

D-32758 Detmold

Germany

www.weidmueller.com

Technical data

Protection against inverse voltage	Yes
Rated output voltage	24 V DC
Residual ripple, breaking spikes	≤ 100 mVpp @ full Load
Wire connection method	Screw connection

General data

AC failure bridging time @ I _{nom}	> 80 ms @ 230 V AC / > 20 ms @ 115 V AC	Degree of efficiency	95% @ 230 V AC
Earth leakage current, max.	3.5 mA	Housing version	Metal, corrosion resistant
Humidity	5...95 % rel. humidity, no condensation	Mounting position, installation notice	Horizontal on TS35 mounting rail. 50 mm of clearance at top & bottom for air circ. Can mount side by side with no space in between.
Power factor (approx.)	0.95 @ 230 V AC, nominal load	Power loss, idling	2 W
Power loss, nominal load	30 W	Protection against over-heating	Yes
Protection degree	IP20	Short-circuit protection	Yes
Start-up	≥ -40 °C	Status indication	Green LED

EMC / shock / vibration

Noise emission in accordance with EN55032	Class B	Shock resistance IEC 60068-2-27	30 g in all directions
Vibration resistance IEC 60068-2-6	0.7 g according to EN 50178		

Insulation coordination

Insulation voltage input / earth	3.5 kV	Insulation voltage output / earth	0.5 kV
Insulation voltage, input/output	3.5 kV	Pollution severity	2
Protection class	I, with PE connection		

Electrical safety (applied standards)

For use with electronic equipment	Acc. to EN50178	Safety extra-low voltage	IEC 61010-1, IEC 61010-2-201
Safety transformers for switch-mode power supplies	According to EN 61558-2-16		

Connection data (input)

Conductor cross-section, AWG/kcmil , max.	10 AWG	Conductor cross-section, AWG/kcmil , min.	26 AWG
Conductor cross-section, flexible , min.	0.18 mm ²	Conductor cross-section, rigid , max.	6 mm ²
Conductor cross-section, rigid , min.	0.18 mm ²	Connection system	Screw connection
Number of terminals	3 for L/N/PE	Screwdriver blade	0.8 x 4.0
Tightening torque, max.	0.6 Nm	Tightening torque, min.	0.5 Nm
Wire connection cross section, flexible (input), max.	6 mm ²		

PRO BAS 480W 24V 20A

Weidmüller Interface GmbH & Co. KG

Klingenbergstraße 26

D-32758 Detmold

Germany

www.weidmueller.com

Technical data

Connection data (output)

Conductor cross-section, AWG/kcmil , max.	10 AWG	Conductor cross-section, AWG/kcmil , min.	26 AWG
Conductor cross-section, flexible , max.	6 mm ²	Conductor cross-section, flexible , min.	0.18 mm ²
Conductor cross-section, rigid , max.	6 mm ²	Conductor cross-section, rigid , min.	0.18 mm ²
Connection system	Screw connection	Number of terminals	5 (+ / - -)
Screwdriver blade	0.8 x 4.0	Tightening torque, max.	0.6 Nm
Tightening torque, min.	0.5 Nm		

Signalling

Contact load (NO contact)	max. 30 V DC / 1 A	Floating contact	Yes
LED green	Operating voltage OK	Status indication	Green LED
Trigger voltage, LED	U _{out} > 0.9 x U _{nominal} min	Trigger voltage, relay	U _{out} > 0.9 x U _{nominal} min

Approbations

Certificate no. (cULus)	E258476	Institute (cULus)	CULUS
-------------------------	---------	-------------------	-------

Classifications

ETIM 6.0	EC002540	ETIM 7.0	EC002540
ETIM 8.0	EC002540	ETIM 9.0	EC002540
ECLASS 9.0	27-04-07-01	ECLASS 9.1	27-04-07-01
ECLASS 10.0	27-04-07-01	ECLASS 11.0	27-04-07-01
ECLASS 12.0	27-04-07-01	ECLASS 13.0	27-04-07-01

Environmental Product Compliance

REACH SVHC	Lead 7439-92-1 Lead monoxide 1317-36-8
SCIP	d62541f7-8058-4336-b693-7303c8b40800

Approvals

Approvals



ROHS	Conform
UL File Number Search	UL Website
Certificate no. (cULus)	E258476

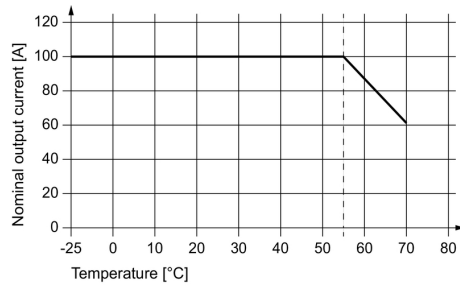
Downloads

Approval/Certificate/Document of Conformity	PRO BAS CSA UL 62368-1.pdf UKCA Declaration of Conformity Declaration of Conformity
Engineering Data	CAD data – STEP
User Documentation	Operating Instructions
Catalogues	Catalogues in PDF-format

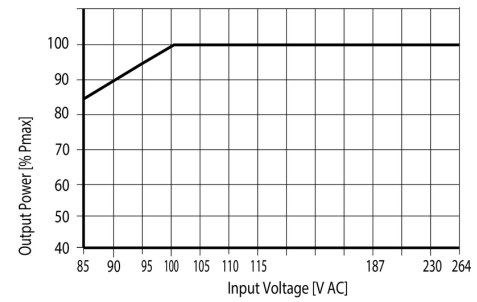
PRO BAS 480W 24V 20A

Weidmüller Interface GmbH & Co. KG
Klingenbergstraße 26
D-32758 Detmold
Germany

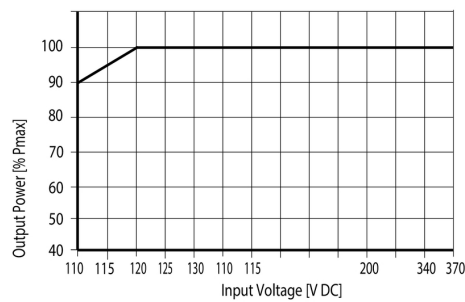
www.weidmueller.com

Drawings**Derating curve**

Temperature Derating

Derating curve

AC-Input Derating

Derating curve

DC-Input Derating