

FC50 TN/32A S1 B BX**Weidmüller Interface GmbH & Co. KG**

Klingenbergstraße 26

D-32758 Detmold

Germany

www.weidmueller.com

Product image**OMNIMATE® - Board-to-Board connectors**

Flexible engineering of compact devices

The use of future-proof contact systems, as well as the optimisation of manufacturing processes, are increasingly important in the development of efficient industrial devices, especially in the field of Industry 4.0. OMNIMATE® board-to-board connectors feature a 1.27 mm pitch and offer maximum flexibility due to different designs.

- **Flexible device design** - Industrial suitable density combined with high flexible connection combinations (Mezzanine, Mother-to-Daughter, Extender-card, Cable-to-Board)
- **Automation-Ready** - Developed for automatic assembly with high precise pin coplanarity and SMT-fixation
- **Reliable contact** - Up to 500 mating cycles due to industry suitable gold-surface (PdNi-Au)
- **Process-Ready** - High performance LCP material for reflow soldering
- **Scalability** - Different heights with high contact overlapping ensure various solutions from 12 – 80 poles.
- **Robust miniaturisation** - simple and safe connection even possible under unfavorable mating conditions – e.g. inclination or offset.

General ordering data

Version	PCB plug-in connector, female plug, Pitch in mm (P): 1.27 mm, Number of poles: 32, Box
Order No.	2827170000
Type	FC50 TN/32A S1 B BX
GTIN (EAN)	4064675363774
Qty.	10 pc(s).
Product data	IEC: / 1.9 A UL:
Packaging	Box

FC50 TN/32A S1 B BX

Weidmüller Interface GmbH & Co. KG

Klingenbergstraße 26

D-32758 Detmold

Germany

www.weidmueller.com

Technical data

Dimensions and weights

Length	12.2 mm	Length (inches)	0.48 inch
Net weight	17.8 g		

System Parameters

Product family	OMNIMATE Signal - Board-to-Board	Type of connection	Insulation displacement connection (IDC)
Wire connection method	IDC terminal	Pitch in mm (P)	1.27 mm
Pitch in inches (P)	0.05 "	Conductor outlet direction	90°/270°
Number of poles	32	Number of rows	2
Pin series quantity	2	Protection degree	IP20
Volume resistance	<25 mΩ	Plugging cycles	500
Plugging force/pole, max.	0.6 N	Pulling force/pole, max.	0.6 N

Material data

Insulating material	LCP	Colour	grey
Colour chart (similar)	RAL 7035	Insulation strength	≥ 20 MΩ
Moisture Level (MSL)	1	UL 94 flammability rating	V-0
Contact base material	Copper alloy	Contact material	Cu-alloy
Contact surface	Ni/Au	Layer structure of plug contact	≥ 2 μm Ni / ≥ 0.4 μm PdNi / ≥ 0.05 μm Au
Storage temperature, min.	-40 °C	Storage temperature, max.	70 °C
Operating temperature, min.	-40 °C	Operating temperature, max.	125 °C

Conductors suitable for connection

Wire connection cross section AWG, min.	AWG 30/7	Wire connection cross section AWG, max.	AWG 30/7
---	----------	---	----------

Rated data acc. to IEC

Rated current, min. number of poles (Tu=20°C)	1.9 A	Clearance, min.	0.4 mm
Creepage distance, min.	0.4 mm		

Packing

Packaging	Box	VPE length	155 mm
VPE width	64 mm	VPE height	38 mm

Classifications

ETIM 6.0	EC002599	ETIM 7.0	EC002599
ETIM 8.0	EC002599	ETIM 9.0	EC002599
ECLASS 9.0	27-06-03-08	ECLASS 9.1	27-06-03-08
ECLASS 10.0	27-06-03-08	ECLASS 11.0	27-06-03-08
ECLASS 12.0	27-06-03-08	ECLASS 13.0	27-06-03-08

Environmental Product Compliance

REACH SVHC	/
------------	---

FC50 TN/32A S1 B BX**Weidmüller Interface GmbH & Co. KG**

Klingenbergstraße 26

D-32758 Detmold

Germany

www.weidmueller.com**Technical data****Important note**

IPC conformity

Conformity: The products are developed, manufactured and delivered according international recognized standards and norms and comply with the assured properties in the data sheet resp. fulfill decorative properties in accordance with IPC-A-610 "Class 2". Further claims on the products can be evaluated on request.

Approvals

ROHS

Conform

Downloads

Engineering Data

[CAD data – STEP](#)

Catalogues

[Catalogues in PDF-format](#)



FC50 TN/32A S1 B BX

Weidmüller Interface GmbH & Co. KG
Klingenbergstraße 26
D-32758 Detmold
Germany

www.weidmueller.com

Drawings

Product image



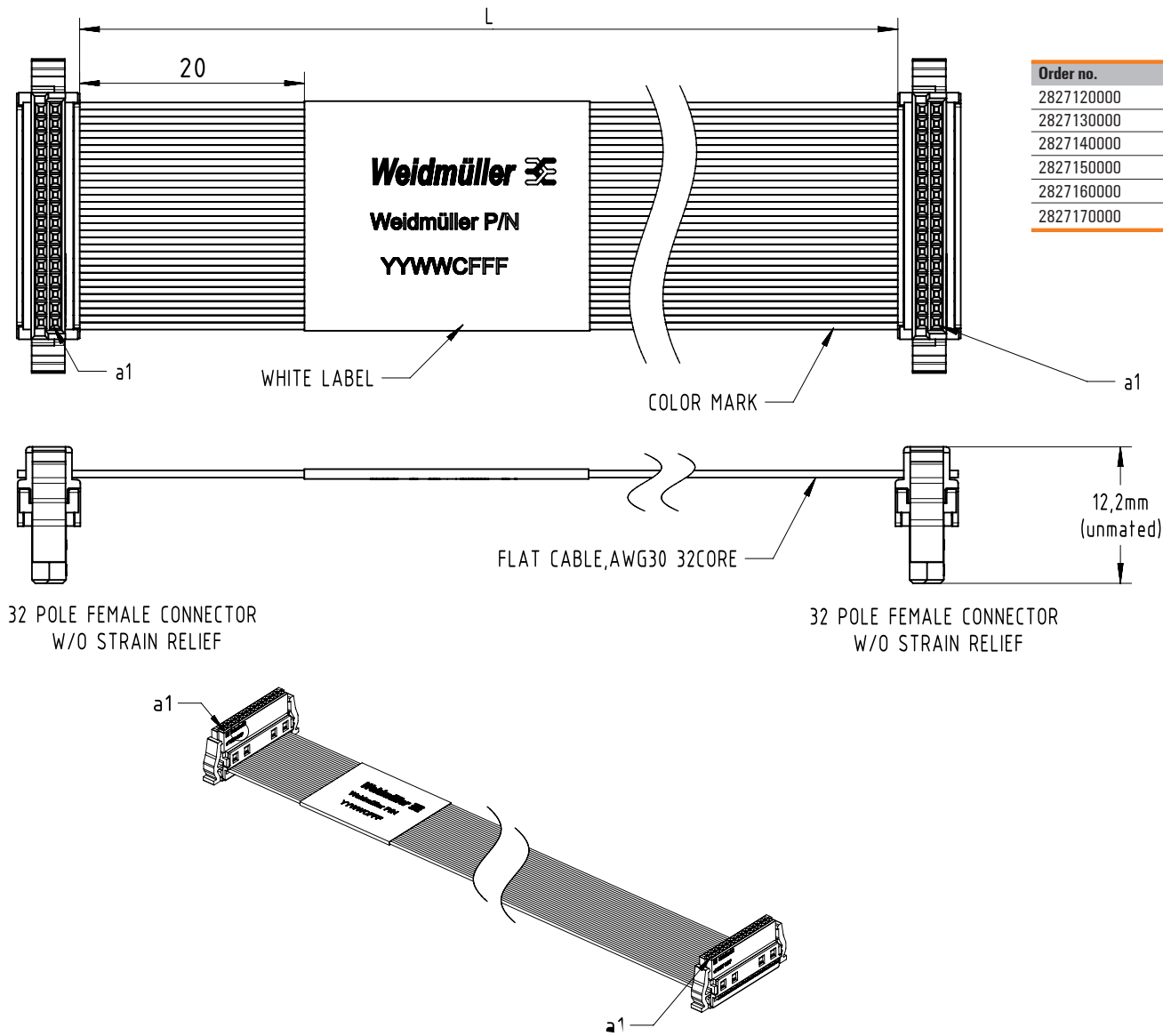
With optional strain relief



Three standard lengths (0.1 m, 0.2 m, and 0.5 m)

FC...../32A S1 B BX

1:1 wiring, 32 pole, different lengths and cable types



Order no.	Type	No. of poles	Cable Type	Cable Length
2827120000	FC10 PN/32A S1 B BX	32	PVC	100±5mm
2827130000	FC20 PN/32A S1 B BX	32	PVC	200±10mm
2827140000	FC50 PN/32A S1 B BX	32	PVC	500±10mm
2827150000	FC10 TN/32A S1 B BX	32	TPE	100±5mm
2827160000	FC20 TN/32A S1 B BX	32	TPE	200±10mm
2827170000	FC50 TN/32A S1 B BX	32	TPE	500±10mm