

FSR0335024 FG**Weidmüller Interface GmbH & Co. KG**

Klingenbergstraße 26

D-32758 Detmold

Germany

www.weidmueller.com**Product image**

The SAFESERIES Contact Extension uses relays with forcibly guided contacts in accordance with EN 61810-3 Type A. This makes it predestined for signal monitoring in applications for the protection of people and machinery. It ensures safe feedback to the control level. Consisting of 5 different pluggable relays with matching screw sockets in the contact version 2 NO + 2 NC, 3 NO + 1 NC, 4 NO + 2 NC, 3 NO + 3 NC and 5 NO + 1 NC. When the application is designed according to EN/ISO 13849-1, a performance level of PL "e" can be achieved. The basic component is also suitable for safety applications according to IEC/EN 62061 in order to achieve a safety integrity level of SIL3.

- Relay with forcibly guided contacts to EN 61810-3 type A
- cULus listed approval for high acceptance on the North American market
- CQC approval for conformity with Chinese quality standards
- Assembled and 100 % functionally tested KIT consisting of relay and socket with integrated status LED
- Diagnosis coverage of 99 %

General ordering data

Version	SAFESERIES, Relay with positively driven contacts 3 NC and 3 NO contacts forcibly guided (EN 61810-3 type A) AgSnO gold-plated, Rated control voltage: 24 V DC ± 10 %, Continuous current: 6 A, Plug-in connection, Test button available: No
Order No.	2759060000
Type	FSR0335024 FG
GTIN (EAN)	4064675266174
Qty.	5 pc(s).

FSR0335024 FG

Weidmüller Interface GmbH & Co. KG

Klingenbergstraße 26

D-32758 Detmold

Germany

www.weidmueller.com

Technical data

Dimensions and weights

Depth	24 mm	Depth (inches)	0.945 inch
Height	50 mm	Height (inches)	1.969 inch
Width	13 mm	Width (inches)	0.512 inch
Net weight	24 g		

Temperatures

Storage temperature	-40 °C...85 °C	Operating temperature	-40 °C...85 °C
Humidity	5...85 %, no condensation		

Rated data UL

Certificate No. (cURus)	E224238
-------------------------	---------

Control side

Rated control voltage	24 V DC $\pm 10\%$	Rated current DC	21 mA
Power rating	500 mW	Coil resistance	$1152 \Omega \pm 10\%$
Coil tolerance	10 %	Status indicator	No

Load side

Rated switching voltage	250 V AC	Continuous current	6 A
Max. switching frequency at rated load	0.1 Hz	Max. switching voltage, AC	400 V
Max. switching voltage, DC	250 V	Inrush current	30 A / 20 ms
AC switching capacity (resistive), max.	1500 VA	DC switching capacity (resistive), max.	144 W @ 24 V
Switch-on delay	< 20 ms	Switch-off delay	< 20 ms
Contact type	3 NC and 3 NO contacts forcibly guided (EN 61810-3 type A) (AgSnO gold-plated)	Mechanical service life	10 x 10 ⁶ switching cycles
Min. switching power	2 mA @ 24 V, 4 mA @ 12 V, 10 mA @ 5 V		

General data

Operating altitude	≤ 2000 m	
Test button available	No	
Colour	Transparent	
UL94 flammability rating component	Component	Relay cover
	UL94 flammability rating	V-2
	Component	Relay baseplate
	UL94 flammability rating	V-0

FSR0335024 FG

Weidmüller Interface GmbH & Co. KG

Klingenbergstraße 26

D-32758 Detmold

Germany

www.weidmueller.com

Technical data

Insulation coordination

Insulation coordination according to	IEC 61810-1	Rated voltage	250 V
Pollution severity	2	Surge voltage category	III
Clearance and creepage distances for control side - load side	≥ 8 mm	Dielectric strength for control side - load side	4 kV _{eff} / 1 min
Type of isolation at input and output	reinforced insulation	Dielectric strength of neighbouring contacts	2.5 kV _{eff} / 1 min
Type of isolation at neighbouring contacts	Basic insulation	Dielectric strength of open contact	1.5 kV _{eff} / 1 min.
Impulse withstand voltage at input and output	10 kV (1.2/50 µs)	Impulse withstand voltage at neighbouring contacts	5 kV (1.2/50 µs)
Protection degree	IP50		

Further details of approvals / standards

Certificate No. (cURus)	E224238
-------------------------	---------

Connection data

Wire connection method	Plug-in connection
------------------------	--------------------

Classifications

ETIM 6.0	EC001437	ETIM 7.0	EC001437
ETIM 8.0	EC001437	ETIM 9.0	EC001437
ECLASS 9.0	27-37-16-01	ECLASS 9.1	27-37-16-01
ECLASS 10.0	27-37-16-01	ECLASS 11.0	27-37-16-01
ECLASS 12.0	27-37-16-01	ECLASS 13.0	27-37-16-01

Environmental Product Compliance

REACH SVHC	/
------------	---

Approvals

Approvals



UL File Number Search	UL Website
Certificate No. (cURus)	E224238

Downloads

Engineering Data	CAD data – STEP
Catalogues	Catalogues in PDF-format

FSR0335024 FG

Weidmüller Interface GmbH & Co. KG

Klingenbergstraße 26

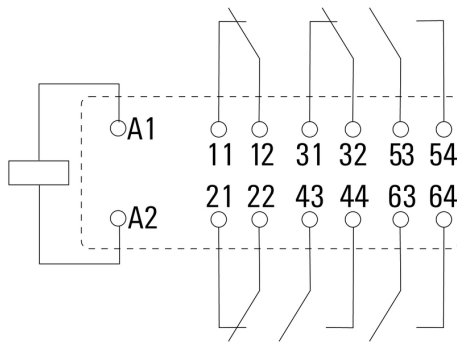
D-32758 Detmold

Germany

www.weidmueller.com

Drawings

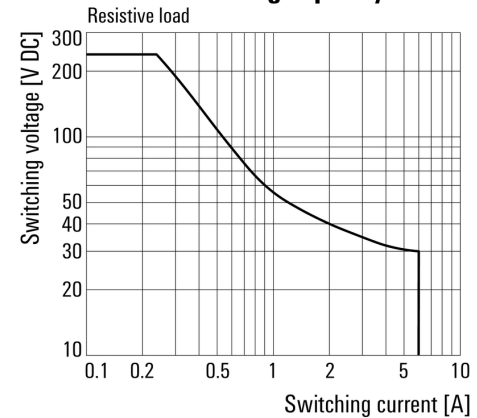
Wiring diagram



View of Pins from below

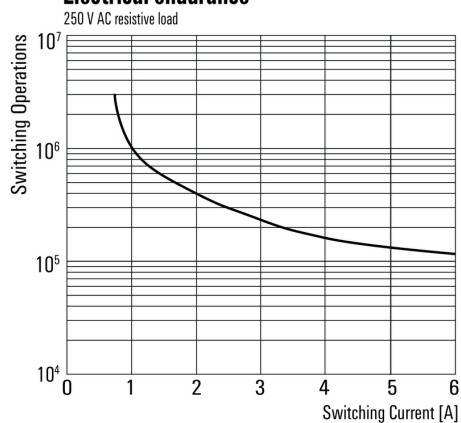
Graph

DC load breaking capacity

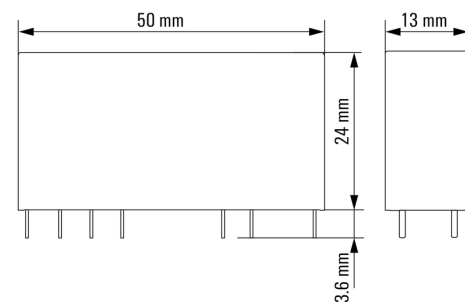


Graph

Electrical endurance



Dimensional drawing



FSR0335024 FG**Weidmüller Interface GmbH & Co. KG**

Klingenbergstraße 26

D-32758 Detmold

Germany

www.weidmueller.com**Drawings****Type codes**