

**FSR0315024 FG****Weidmüller Interface GmbH & Co. KG**

Klingenbergstraße 26

D-32758 Detmold

Germany

[www.weidmueller.com](http://www.weidmueller.com)**Product image**

The SAFESERIES Contact Extension uses relays with forcibly guided contacts in accordance with EN 61810-3 Type A. This makes it predestined for signal monitoring in applications for the protection of people and machinery. It ensures safe feedback to the control level. Consisting of 5 different pluggable relays with matching screw sockets in the contact version 2 NO + 2 NC, 3 NO + 1 NC, 4 NO + 2 NC, 3 NO + 3 NC and 5 NO + 1 NC. When the application is designed according to EN/ISO 13849-1, a performance level of PL "e" can be achieved. The basic component is also suitable for safety applications according to IEC/EN 62061 in order to achieve a safety integrity level of SIL3.

- Relay with forcibly guided contacts to EN 61810-3 type A
- cULus listed approval for high acceptance on the North American market
- CQC approval for conformity with Chinese quality standards
- Assembled and 100 % functionally tested KIT consisting of relay and socket with integrated status LED
- Diagnosis coverage of 99 %

**General ordering data**

Version	SAFESERIES, Relay with positively driven contacts 1 NC and 3 NO contacts forcibly guided (EN 61810-3 type A) AgSnO gold-plated, Rated control voltage: 24 V DC $\pm 10$ %, Continuous current: 6 A, Plug-in connection, Test button available: No
Order No.	<a href="#">2759030000</a>
Type	FSR0315024 FG
GTIN (EAN)	4064675266143
Qty.	5 pc(s).

## FSR0315024 FG

Weidmüller Interface GmbH &amp; Co. KG

Klingenbergstraße 26

D-32758 Detmold

Germany

www.weidmueller.com

## Technical data

## Dimensions and weights

Depth	24 mm	Depth (inches)	0.945 inch
Height	40 mm	Height (inches)	1.575 inch
Width	13 mm	Width (inches)	0.512 inch
Net weight	20 g		

## Temperatures

Storage temperature	-40 °C...85 °C	Operating temperature	-40 °C...85 °C
Humidity	5...85 %, no condensation		

## Rated data UL

Certificate No. (cURus)	E224238
-------------------------	---------

## Control side

Rated control voltage	24 V DC $\pm 10\%$	Rated current DC	15 mA
Power rating	360 mW	Coil resistance	1600 $\Omega \pm 10\%$
Coil tolerance	10 %	Status indicator	No

## Load side

Rated switching voltage	250 V AC	Continuous current	6 A
Max. switching frequency at rated load	0.1 Hz	Max. switching voltage, AC	400 V
Max. switching voltage, DC	250 V	Inrush current	30 A / 20 ms
AC switching capacity (resistive), max.	1500 VA	DC switching capacity (resistive), max.	144 W @ 24 V
Switch-on delay	< 20 ms	Switch-off delay	< 20 ms
Contact type	1 NC and 3 NO contacts forcibly guided (EN 61810-3 type A) (AgSnO gold-plated)	Mechanical service life	10 x 10 <sup>6</sup> switching cycles
Min. switching power	2 mA @ 24 V, 4 mA @ 12 V, 10 mA @ 5 V		

## General data

Operating altitude	≤ 2000 m	
Test button available	No	
Colour	Transparent	
UL94 flammability rating component	Component	Relay cover
	UL94 flammability rating	V-2
	Component	Relay baseplate
	UL94 flammability rating	V-0

## FSR0315024 FG

Weidmüller Interface GmbH &amp; Co. KG

Klingenbergstraße 26

D-32758 Detmold

Germany

www.weidmueller.com

## Technical data

## Insulation coordination

Insulation coordination according to	IEC 61810-1	Rated voltage	250 V
Pollution severity	2	Surge voltage category	III
Clearance and creepage distances for control side - load side	≥ 8 mm	Dielectric strength for control side - load side	4 kV <sub>eff</sub> / 1 min
Type of isolation at input and output	reinforced insulation	Dielectric strength of neighbouring contacts	2.5 kV <sub>eff</sub> / 1 min
Type of isolation at neighbouring contacts	Basic insulation	Dielectric strength of open contact	1.5 kV <sub>eff</sub> / 1 min.
Impulse withstand voltage at input and output	10 kV (1.2/50 µs)	Impulse withstand voltage at neighbouring contacts	5 kV (1.2/50 µs)
Protection degree	IP50		

## Further details of approvals / standards

Certificate No. (VDE)	40056378	Certificate No. (cURus)	E224238
-----------------------	----------	-------------------------	---------

## Connection data

Wire connection method	Plug-in connection
------------------------	--------------------

## Classifications

ETIM 6.0	EC001437	ETIM 7.0	EC001437
ETIM 8.0	EC001437	ETIM 9.0	EC001437
ECLASS 9.0	27-37-16-01	ECLASS 9.1	27-37-16-01
ECLASS 10.0	27-37-16-01	ECLASS 11.0	27-37-16-01
ECLASS 12.0	27-37-16-01	ECLASS 13.0	27-37-16-01

## Environmental Product Compliance

REACH SVHC	/
------------	---

## Approvals

Approvals



UL File Number Search	UL Website
Certificate No. (cURus)	E224238

## Downloads

Engineering Data	<a href="#">CAD data – STEP</a>
Catalogues	<a href="#">Catalogues in PDF-format</a>

## FSR0315024 FG

Weidmüller Interface GmbH &amp; Co. KG

Klingenbergstraße 26

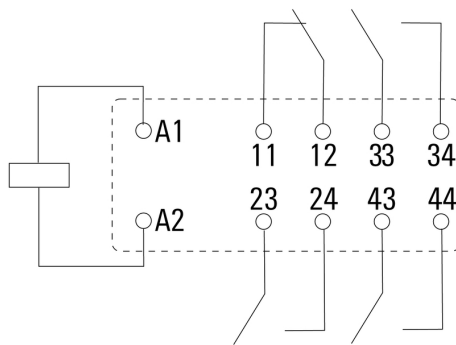
D-32758 Detmold

Germany

www.weidmueller.com

## Drawings

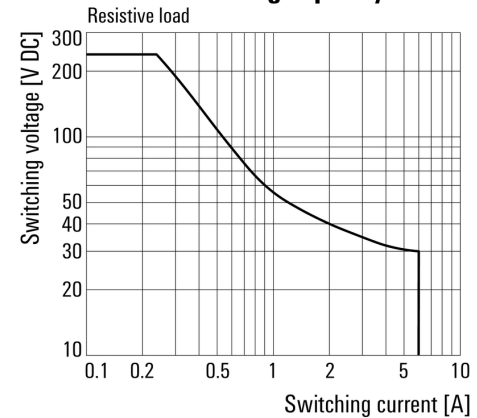
## Wiring diagram



View of Pins from below

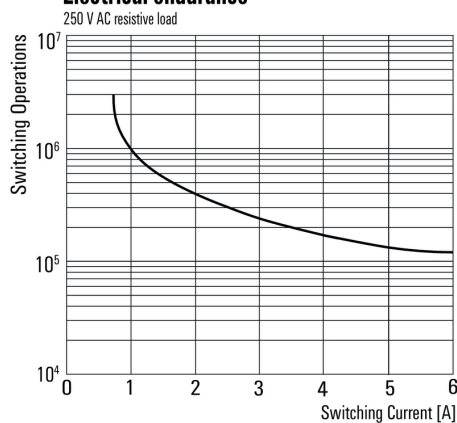
## Graph

## DC load breaking capacity

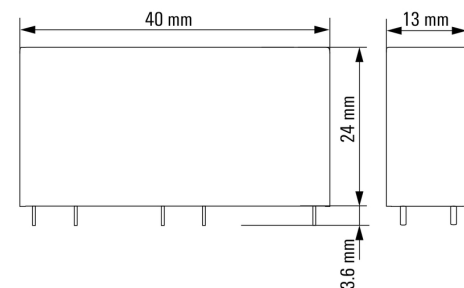


## Graph

## Electrical endurance



## Dimensional drawing



**FSR0315024 FG****Weidmüller Interface GmbH & Co. KG**

Klingenbergstraße 26

D-32758 Detmold

Germany

[www.weidmueller.com](http://www.weidmueller.com)**Drawings****Type codes**