

WPD 108 1X120/2X35+3X25+4X16 RD**Weidmüller Interface GmbH & Co. KG**

Klingenbergstraße 26

D-32758 Detmold

Germany

www.weidmueller.com

Our WPD 1XX distribution blocks are used in all situations where power is supplied and distributed. Their user-friendly design creates a better overview and enables rapid, efficient implementation of space-saving power distribution.

General ordering data

Version	Potential distributor terminal, Screw connection, 1000 V, 400 A, Number of poles: 1, Mounting plate, TS 35, red
Order No.	2725280000
Type	WPD 108 1X120/2X35+3X25+4X16 RD
GTIN (EAN)	4050118796605
Qty.	1 pc(s).

WPD 108 1X120/2X35+3X25+4X16 RD**Weidmüller Interface GmbH & Co. KG**

Klingenbergstraße 26

D-32758 Detmold

Germany

www.weidmueller.com

Technical data**Dimensions and weights**

Depth	77 mm	Depth (inches)	3.031 inch
Height	95 mm	Height (inches)	3.74 inch
Width	51.1 mm	Width (inches)	2.012 inch
Net weight	480 g		

Temperatures

Storage temperature	-25 °C...55 °C	Continuous operating temp., min.	-50 °C
Continuous operating temp., max.	130 °C		

Material data

Material	Wemid	Colour	red
UL 94 flammability rating	V-0		

Rating data IECEx/ATEX

Certificate No. (ATEX)	CNEX16ATEX0005U	Certificate No. (IECEX)	IECEXCNEX16.0005U
Max. voltage (ATEX)	1100 V	Current (ATEX)	250 A
Wire cross section max. (ATEX)	120 mm ²	Max. voltage (IECEX)	1100 V
Current (IECEX)	250 A		

System specifications

Version	Screw connection	End cover plate required	No
Number of potentials	1	Number of levels	1
Number of clamping points per level	2	Number of potentials per tier	1
Levels cross-connected internally	Yes	Rail	Mounting plate, TS 35
N-function	Yes	PE function	No
PEN function	No		

Additional technical data

Explosion-tested version	Yes	Open sides	closed
Type of mounting	Snap-on		

CSA rating data

Certificate number (cCSAus)	70128467
-----------------------------	----------

Conductors for clamping (additional connection)

Connection type, additional connection Screw connection

Conductors for clamping (rated connection)

Connection direction	on side	Type of connection	Screw connection
----------------------	---------	--------------------	------------------

General

Number of poles	1	Rail	Mounting plate, TS 35
Standards	IEC 60947-7-1, UL 1059		

WPD 108 1X120/2X35+3X25+4X16 RD
Weidmüller Interface GmbH & Co. KG

Klingenbergstraße 26

D-32758 Detmold

Germany

www.weidmueller.com

Technical data
Rating data

Rated voltage	1,000 V	Rated AC voltage	1,000 V
Rated DC voltage	1,500 V	Rated current	400 A
Standards	IEC 60947-7-1, UL 1059		

UL rating data

Certificate No. (cURus)	E60693
-------------------------	--------

Classifications

ETIM 6.0	EC000897	ETIM 7.0	EC000897
ETIM 8.0	EC000897	ETIM 9.0	EC000897
ECLASS 9.0	27-14-11-20	ECLASS 9.1	27-14-11-20
ECLASS 10.0	27-14-11-20	ECLASS 11.0	27-14-11-20
ECLASS 12.0	27-14-11-20	ECLASS 13.0	27-25-01-19

Environmental Product Compliance

REACH SVHC	Lead 7439-92-1
SCIP	e1c310ef-6b67-4efa-80a6-d307472f4de9

Important note

Product information	The socket complies with flammability class V-2 according to UL94.
---------------------	--

Approvals

Approvals



ROHS	Conform
UL File Number Search	UL Website
Certificate No. (cURus)	E60693

Downloads

Approval/Certificate/Document of Conformity	Attestation of Conformity UKCA Ex Attestation of Conformity CB Certificate VDE Certificate DNV Certificate UKCA Ex Certificate CE Declaration of Conformity UKCA declaration of conformity Confirmation of Standards EN 45545-2_2020-10
Engineering Data	CAD data – STEP
User Documentation	DATA SHEET WPD 108 Manual - How to connect aluminum wires in WPD-Terminal blocks
Catalogues	Catalogues in PDF-format

WPD 108 1X120/2X35+3X25+4X16 RD

Weidmüller Interface GmbH & Co. KG

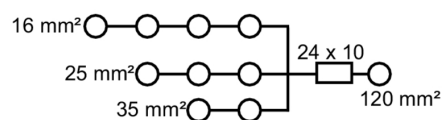
Klingenbergstraße 26

D-32758 Detmold

Germany

www.weidmueller.com

Drawings



WPD 108 1X120/2X35+3X25+4X16 RD**Weidmüller Interface GmbH & Co. KG**

Klingenbergstraße 26

D-32758 Detmold

Germany

www.weidmueller.com**Accessories****Slotted screwdriver**

Slotted screwdriver with rounded blade SD DIN 5265, ISO 2380/2, output to DIN 5264, ISO 2380/1. ChromTop tip, SoftFinish grip

General ordering data

Type	SDS 0.6X3.5X100	Version
Order No.	9008330000	Screwdriver, Screwdriver
GTIN (EAN)	4032248056286	
Qty.	1 pc(s).	

Socket wrench sets

Allen key made from fully hardened, high-alloy chromium-vanadium- steel, acc. to DIN ISO 2936 L (DIN 911), high-quality refined surface.

General ordering data

Type	SKS 2,0-8,0 MR	Version
Order No.	9008870000	socket wrenches
GTIN (EAN)	4032248266623	
Qty.	1 pc(s).	

WPD 108 1X120/2X35+3X25+4X16 RD**Weidmüller Interface GmbH & Co. KG**

Klingenbergstraße 26

D-32758 Detmold

Germany

www.weidmueller.com**Accessories****Cross connection****General ordering data**

Type	WQB WPD X08-09/2	Version
Order No.	1561900000	Cross-connector (terminal), Plugged, Number of poles: 2, Pitch in mm
GTIN (EAN)	4050118367096	(P): 5 1.10, Insulated: Yes, 353 A, grey
Qty.	3 pc(s).	

Power distribution

Screw connection

W-Series

WPD 108 1X120/2X35+3X25+4X16 GY



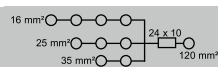
WPD 108

120 mm²



Width / Height / Depth	mm
max. current / max. conductor	A/mm ²
max. clamping range	mm ²

51.1 / 77 / 95
269 / 120
25...120



Technical data

Rated data		
Rated voltage		V
Rated current		A
for wire cross-section	120 mm ²	mm ²
Rated impulse withstand voltage / Pollution severity		
Overvoltage category / UL 94 flammability rating		
Approvals		
Clamped conductors (H05V/H07V)		
Solid / Stranded	120 mm ²	mm ²
	35 mm ²	mm ²
	25 mm ²	mm ²
	16 mm ²	mm ²
Flexible with ferrule	120 mm ²	mm ²
	35 mm ²	mm ²
	25 mm ²	mm ²
	16 mm ²	mm ²
Stripping length / Blade size	120 mm ²	mm/-
	35 mm ²	mm/-
	25 mm ²	mm ²
	16 mm ²	mm ²
Tightening torque		Nm
Note		

IEC 60947-7-1 (Cu), UL 1059 (Cu+Al)

IEC	UL	CSA	EN 60079-7
1000	600	600	880
269	250	255	250
120	AWG 4...kcmil 250	AWG 4...kcmil 250	120
8 kV / 3			
III / V-0			
Rated connection			
35...120 / 35...120			
4...35 / 4...35			
2.5...25 / 2.5...25			
1.5...16 / 1.5...16			
25...95			
2.5...25			
1.5...16			
1.5...10			
27 / M14			
18 / M8			
12 / M6			
12 / M6			
see appendix at the end of the chapter			



Ordering data


Version	
	grey
	blue
	red
	black
Note	

Type	Qty.	Order No.
WPD 108 1x120/2x35+3x25+4x16 GY	1	1562100000
WPD 108 1x120/2x35+3x25+4x16 BL	1	2519480000
WPD 108 1x120/2x35+3x25+4x16 RD	1	2725280000
WPD 108 1x120/2x35+3x25+4x16 BK	1	2725380000

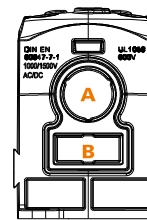
Accessories

Cross connection	
	2-pole
End bracket	
	dark beige
	dark beige
Screwdriver	
	SET

Type	Qty.	Order No.
WQB WPD X08-09/2	20	1561900000
WEW 35/2	100	1061200000
AEB 35 SC/1	50	1991920000
SDK PZ2 X 100	1	2749450000
SK WSD-S 1,5-10,0	1	9008850000








output

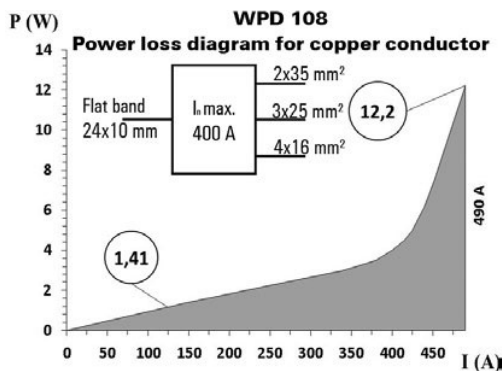














input

Conductor connection data according to IEC 60947-7-1 (Cu), UL 1059 (Cu+Al)

connection point A						CP** B
Input	Copper		Aluminium*		Copper	
						
120 mm ²	19 Nm	19 Nm	22,6 Nm	22,6 Nm		
95 mm ²						
70 mm ²						
50 mm ²						
35 mm ²						
25 mm ²						
Flat band 24x10mm					3 Nm	
Stripping lengths	27 mm				22 mm	
Allen screw	M14				M6	
* Values according to UL 1059 ** CP - connection point						

* Values according to UL 1059 ** CP - connection point








Output	connection point 1 / 2 / 3				connection point 4 / 5 / 6 / 7				connection point 8 / 9			
	Copper		Aluminium*		Copper		Aluminium*		Copper		Aluminium*	
												
35 mm²	2 Nm	2 Nm	5,1 Nm	5,1 Nm	2 Nm	2 Nm	5,1 Nm	2,5 Nm	2,5 Nm	11,3 Nm	11,3 Nm	
25 mm²												
16 mm²												
10 mm²												
6 mm²												
4 mm²												
2.5 mm²												
1.5 mm²												
Stripping lengths	12 mm				12 mm				18 mm			
Allen screw	M6				M6				M8			
* Values according to UL 1059												

* Values according to UL 1059

 Stranded
  Solid
  Flexible with ferrule
  Sector shaped
  Flat band

UL Rating data according to UL 1059













Certificate no. (UR)	XCFR2.E60693				
	connection point A				CP* B
Input (line)	Copper		Aluminium		Copper
					
kcmil 250	168.2 Lb In.		200 Lb In.		
AWG 4/0					
AWG 3/0					
AWG 2/0		168.2 Lb In.		200 Lb In.	
AWG 1/0					
AWG 2					
AWG 4					
Flat band 24x10 mm					17.7 Lb In.
max. current	250 A	200 A	155 A	205 A	250 A
Voltage size B,C (UR)	600 V				
* CP - connection point					






* CP - connection point

CSA rating data according to CSA 22.2 No. 158

Certificate No. (CSA)	269832			
	Input	Output	Output	Output
	CP* A	CP* 1/2/3	CP* 4/5/6/7	CP* B
kcmil 250	19 Nm.	3 Nm	3 Nm	6 Nm
AWG 2	19 Nm			
AWG 4				
AWG 6				
AWG 8				
AWG 10				
AWG 12				
AWG 14				
AWG 16				
max. current	255 A	85 A	65 A	115 A
Voltage size C (CSA)	600 V			

* CP - connection point

Output	connection point 1 / 2 / 3				connection point 4 / 5 / 6 / 7				connection point 8 / 9			
	Copper		Aluminium		Copper		Aluminium		Copper		Aluminium	
												
AWG 2	22.6 Lb In.	22.6 Lb In.	45.1 Lb In.	45.1 Lb In.	22.6 Lb In.	22.6 Lb In.	53.1 Lb In.	53.1 Lb In.	100 Lb In.	100 Lb In.		
AWG 4												
AWG 6												
AWG 8												
AWG 10												
AWG 12												
AWG 14												
AWG 16												
max. current	85 A	65 A	65 A	50 A	65 A	50 A	50 A	115 A	85 A	90 A	65 A	
Voltage size B,C (UR)					600 V							

 Stranded
  Solid
  Flexible with ferrule
  Sector shaped
  Flat band