

**A2C 95/120 FE****Weidmüller Interface GmbH & Co. KG**

Klingenbergstraße 26

D-32758 Detmold

Germany

[www.weidmueller.com](http://www.weidmueller.com)

To feed through power, signal, and data is the classical requirement in electrical engineering and panel building. The insulating material, the connection system and the design of the terminal blocks are the differentiating features. A feed-through terminal block is suitable for joining and/or connecting one or more conductors. They could have one or more connection levels that are on the same potential or insulated against one another.

**General ordering data**

Version	Feed-through terminal, PUSH IN, 95 mm <sup>2</sup> , 1000 V, 232 A, black/yellow
Order No.	<a href="#">2694080000</a>
Type	A2C 95/120 FE
GTIN (EAN)	4064675073260
Qty.	5 pc(s).

**A2C 95/120 FE****Weidmüller Interface GmbH & Co. KG**

Klingenbergstraße 26

D-32758 Detmold

Germany

www.weidmueller.com

**Technical data****Dimensions and weights**

Depth	90 mm	Depth (inches)	3.543 inch
Height	101.5 mm	Height (inches)	3.996 inch
Width	25 mm	Width (inches)	0.984 inch
Net weight	171.252 g		

**Temperatures**

Storage temperature	-25 °C...55 °C	Continuous operating temp., min.	-60 °C
Continuous operating temp., max.	130 °C		

**Material data**

Material	Wemid	Colour	black/yellow
Colour of operational elements	orange	UL 94 flammability rating	V-0

**Rating data IECEx/ATEX**

Certificate No. (ATEX)	TUEV16ATEX7909U	Certificate No. (IECEX)	IECEXTUR16.0036U
Max. voltage (ATEX)	1100 V	Current (ATEX)	211 A
Wire cross section max. (ATEX)	120 mm <sup>2</sup>	Max. voltage (IECEX)	1100 V
Current (IECEX)	211 A	Wire cross section max. (IECEX)	120 mm <sup>2</sup>

**System specifications**

End cover plate required	No	Number of levels	1
Number of potentials per tier	1	Levels cross-connected internally	No
Rail	TS 35	PEN function	No

**Additional technical data**

Explosion-tested version	Yes	Open sides	closed
Type of fixing	TS 35	Type of mounting	Snap-on

**CSA rating data**

Certificate No. (CSA)	200039-80115835	Wire cross section max. (CSA)	000 AWG
Wire cross section min. (CSA)	4 AWG		

**Conductors for clamping (additional connection)**

Connection type, additional connection PUSH IN

**A2C 95/120 FE****Weidmüller Interface GmbH & Co. KG**

Klingenbergstraße 26

D-32758 Detmold

Germany

www.weidmueller.com

**Technical data****Conductors for clamping (rated connection)**

Blade size	1.0 x 5.5 mm	Clamping range, max.	120 mm <sup>2</sup>
Clamping range, min.	25 mm <sup>2</sup>	Connection cross-section, stranded, max.	120 mm <sup>2</sup>
Connection cross-section, stranded, min.	25 mm <sup>2</sup>	Connection direction	on side
Stripping length	40 mm	Type of connection	PUSH IN
Wire connection cross section AWG, max.	AWG 3/0	Wire connection cross section AWG, min.	AWG 4
Wire connection cross section, finely stranded, max.	120 mm <sup>2</sup>	Wire connection cross section, finely stranded, min.	25 mm <sup>2</sup>
Wire connection cross-section, finely stranded with wire-end ferrules DIN 46228/1, max.	95 mm <sup>2</sup>	Wire connection cross-section, finely stranded with wire-end ferrules DIN 46228/1, min.	25 mm <sup>2</sup>
Wire connection cross-section, finely stranded with wire-end ferrules DIN 46228/4, max.	95 mm <sup>2</sup>	Wire connection cross-section, finely stranded with wire-end ferrules DIN 46228/4, min.	25 mm <sup>2</sup>
Wire connection cross-section, solid core, max.	120 mm <sup>2</sup>	Wire connection cross-section, solid core, min.	25 mm <sup>2</sup>

**General**

Rail	TS 35	Standards	IEC 60947-7-1
Wire connection cross section AWG, max.	AWG 3/0	Wire connection cross section AWG, min.	AWG 4

**Rating data**

Rated cross-section	95 mm <sup>2</sup>	Rated voltage	1,000 V
Rated DC voltage	1,500 V	Rated current	232 A
Current at maximum wires	232 A	Standards	IEC 60947-7-1
Volume resistance according to IEC 60947-7-x	0.14 mΩ	Rated impulse withstand voltage	8 kV
Power loss in accordance with IEC 60947-7-x	7.42 W	Pollution severity	3
Surge voltage category	III		

**UL rating data**

Certificate No. (cURus)	E60693	Conductor size Factory wiring max. (cURus)	000 AWG
Conductor size Factory wiring min. (cURus)	4 AWG	Conductor size Field wiring max. (cURus)	000 AWG
Conductor size Field wiring min. (cURus)	4 AWG		

**Classifications**

ETIM 6.0	EC000897	ETIM 7.0	EC000897
ETIM 8.0	EC000897	ETIM 9.0	EC000897
ECLASS 9.0	27-14-11-20	ECLASS 9.1	27-14-11-20
ECLASS 10.0	27-14-11-20	ECLASS 11.0	27-14-11-20
ECLASS 12.0	27-14-11-20	ECLASS 13.0	27-25-01-01

**Environmental Product Compliance**

REACH SVHC	/
------------	---

## A2C 95/120 FE

Weidmüller Interface GmbH &amp; Co. KG

Klingenbergstraße 26

D-32758 Detmold

Germany

www.weidmueller.com

## Technical data

## Important note

## Product information

The max. connectable wire reduces by one wire size if a cross connector is used that has to be mounted in the wire entry.

## Approvals

## Approvals



## UL File Number Search

UL Website

## Certificate No. (cURus)

E60693

## Downloads

## Approval/Certificate/Document of Conformity

[Attestation of Conformity](#)  
[UKCA Ex Attestation of Conformity](#)  
[IECEX Certificate](#)  
[ATEX Certificate](#)  
[DNVGL certificate](#)  
[CB Testreport](#)  
[CB Certificate](#)  
[UKCA Ex Certificate](#)  
[CE Declaration of Conformity](#)  
[UKCA declaration of conformity](#)  
[Confirmation of Standards EN 45545-2\\_2020-10](#)

## Engineering Data

[CAD data – STEP](#)

## User Documentation

[Instruction sheet](#)  
[User Manual A2C 35](#)  
[NTI A2C 95/120](#)

## Catalogues

[Catalogues in PDF-format](#)

### A2C 95/120 FE

**Weidmüller Interface GmbH & Co. KG**



Klingenbergstraße 26

D-32758 Detmold

Germany

[www.weidmueller.com](http://www.weidmueller.com)

## Drawings



## A2C 95/120 FE

Weidmüller Interface GmbH &amp; Co. KG

Klingenbergstraße 26

D-32758 Detmold

Germany

www.weidmueller.com

## Accessories

95/120 mm<sup>2</sup>

## Power feed-in

Our wide range of W-Series terminal blocks with our WPD main line branch terminals, which are optimised to guarantee both convenience and space gains, ensures a secure and convenient connection at the power feed-in.

## General ordering data

Type	ZQV 95/120N/2	Version
Order No.	<a href="#">2694250000</a>	Cross-connector (terminal), Plugged, Number of poles: 2, Pitch in mm
GTIN (EAN)	4064675266563	(P): 25.00, Insulated: Yes, 192 A, orange
Qty.	10 pc(s).	
Type	ZQV 95/120N/3	Version
Order No.	<a href="#">2694260000</a>	Cross-connector (terminal), Plugged, Number of poles: 3, Pitch in mm
GTIN (EAN)	4064675266570	(P): 25.00, Insulated: Yes, 192 A, orange
Qty.	10 pc(s).	

## A-Series



## Power feed-in

Our wide range of W-Series terminal blocks with our WPD main line branch terminals, which are optimised to guarantee both convenience and space gains, ensures a secure and convenient connection at the power feed-in.

## General ordering data

Type	AAC 50-185 2X10	Version
Order No.	<a href="#">2663420000</a>	Auxiliary connection (terminal), 10 mm <sup>2</sup> , Number of connections: 2
GTIN (EAN)	4064675027966	
Qty.	5 pc(s).	
Type	AAC 50-185 2X10 BL	Version
Order No.	<a href="#">2663430000</a>	Auxiliary connection (terminal), 10 mm <sup>2</sup> , Number of connections: 2
GTIN (EAN)	4064675027973	
Qty.	5 pc(s).	
Type	AAC 50-185 2X10 GN-YL	Version
Order No.	<a href="#">2663440000</a>	Auxiliary connection (terminal), 10 mm <sup>2</sup> , Number of connections: 2
GTIN (EAN)	4064675027980	
Qty.	5 pc(s).	
Type	AAC 50-185 2X10 BK-YL	Version
Order No.	<a href="#">2663450000</a>	Auxiliary connection (terminal), 10 mm <sup>2</sup> , Number of connections: 2
GTIN (EAN)	4064675027997	
Qty.	5 pc(s).	

## A2C 95/120 FE

Weidmüller Interface GmbH &amp; Co. KG

Klingenbergstraße 26


D-32758 Detmold

Germany

www.weidmueller.com

## Accessories

## Slotted screwdriver



VDE insulated screwdriver sets, for working on live parts up to 1000 V AC and 1500 V DC, DIN EN 60900. IEC 900. Each piece is "GS" safety tested. Blade made from fully hardened, high-alloy chromium-vanadium-molybdenum steel, gun-metal finish.

## General ordering data

Type	SDIS SLIM 0.6X3.5X100	Version
Order No.	<a href="#">2749610000</a>	Mounting tool, Blade width (B): 3.5 mm, Blade length: 100 mm, Blade
GTIN (EAN)	4050118896350	thickness (A): 0.6 mm
Qty.	1 pc(s).	

## A-Series



Weidmüller's range of products includes end brackets that guarantee a permanent, reliable mounting on the terminal rail and prevent sliding. Versions with and without screws are available. The end brackets include marking options, also for group markers, and also a test plug holder.

## General ordering data

Type	AEB 35 SCL/1 V0 BK	Version
Order No.	<a href="#">2661300000</a>	A-series, End bracket
GTIN (EAN)	4050118702187	
Qty.	20 pc(s).	
Type	AEB 35 SCL/1 V0	Version
Order No.	<a href="#">2661280000</a>	A-series, End bracket
GTIN (EAN)	4050118702163	
Qty.	20 pc(s).	
Type	AEB 35 SCL/1 V0 GY	Version
Order No.	<a href="#">2661290000</a>	A-series, End bracket
GTIN (EAN)	4050118702170	
Qty.	20 pc(s).	
Type	AEB 35 SC/1 BK	Version
Order No.	<a href="#">2475310000</a>	A-series, End bracket
GTIN (EAN)	4050118487114	
Qty.	50 pc(s).	
Type	AEB 35 SC/1	Version
Order No.	<a href="#">1991920000</a>	A-series, End bracket
GTIN (EAN)	4050118376722	
Qty.	50 pc(s).	

## A2C 95/120 FE

Weidmüller Interface GmbH &amp; Co. KG

Klingenbergstraße 26

D-32758 Detmold

Germany

www.weidmueller.com

## Accessories

## WS 8/16



## WS/ DEK

MultiMark terminal markers use an innovative composite material made from two components. The hard base contour of the marker snaps securely into the connector. The elastic surface finish makes the marker easy to mount. This specially punched material enables the strips to be stretched to accommodate the slight variations in spacing that tend to add up, especially with long terminal blocks. Another advantage: the excellent printability of the surface material guarantees durable and wear-resistant labelling. A print resolution of 300 dpi also produces a very legible script.

## Your benefits with MultiMark

- Firm hold and durable printing
- Continuous strips save installation time
- Easy mounting thanks to an innovative composite material
- Large label field for optimal legibility
- High flexibility thanks to manufacturer independence

## General ordering data

Type	WS-A 8/16 MM WS	Version
Order No.	<a href="#">2619910000</a>	WS, Terminal marker, 8 x 16 mm, Weidmueller, white
GTIN (EAN)	4050118626179	
Qty.	200 pc(s).	

## Slotted screwdriver



Slotted screwdriver with rounded blade SD DIN 5265, ISO 2380/2, output to DIN 5264, ISO 2380/1. ChromTop tip, SoftFinish grip

## General ordering data

Type	SDS 1.0X5.5X150	Version
Order No.	<a href="#">2749380000</a>	Screwdriver, Blade width (B): 5.5 mm, Blade length: 150 mm, Blade
GTIN (EAN)	4050118895605	thickness (A): 1 mm
Qty.	1 pc(s).	