

AITB 2.5 L-L-PE**Weidmüller Interface GmbH & Co. KG**

Klingenbergstraße 26

D-32758 Detmold

Germany

www.weidmueller.com**Building installation wiring**

For building installations, we offer a complete system that revolves around the 10×3 copper rail and comprises perfectly coordinated components: from installation terminal blocks, neutral conductor terminal blocks and distribution terminal blocks to comprehensive accessories such as busbars and busbar holders.

General ordering data

Version	Multi level installation terminal block, PUSH IN, 2.5 mm², 250 V, 24 A, Number of connections: 5, Number of levels: 3, dark beige
Order No.	2669010000
Type	AITB 2.5 L-L-PE
GTIN (EAN)	4064675030591
Qty.	50 pc(s).

AITB 2.5 L-L-PE

Weidmüller Interface GmbH & Co. KG

Klingenbergstraße 26

D-32758 Detmold

Germany

www.weidmueller.com

Technical data

Dimensions and weights

Depth	50.1 mm	Depth (inches)	1.972 inch
Height	103 mm	Height (inches)	4.055 inch
Width	5.1 mm	Width (inches)	0.201 inch
Net weight	20.18 g		

Temperatures

Storage temperature	-25 °C...55 °C	Continuous operating temp., min.	-60 °C
Continuous operating temp., max.	130 °C		

Material data

Material	Wemid	Colour	dark beige
Colour of operational elements	orange	UL 94 flammability rating	V-0

System specifications

End cover plate required	Yes	Number of potentials	3
Number of levels	3	Number of clamping points per level	2
Rail	TS 35	N-function	No
PE function	Yes	PEN function	No

Additional technical data

Open sides	right	Snap-on	Yes
Type of mounting	Snap-on		

CSA rating data

Certificate No. (CSA)	200039-70089609	Current size B (CSA)	20 A
Current size C (CSA)	20 A	Current size D (CSA)	10 A
Voltage size B (CSA)	300 V	Voltage size C (CSA)	300 V
Voltage size D (CSA)	300 V	Wire cross section max. (CSA)	12 AWG
Wire cross section min. (CSA)	26 AWG		

Conductors for clamping (rated connection)

Blade size	0.6 x 3.5 mm		
Clamping range, max.	4 mm ²		
Clamping range, min.	0.14 mm ²		
Connection cross-section, stranded, max.	4 mm ²		
Connection cross-section, stranded, min.	0.5 mm ²		
Connection direction	top		
Gauge to IEC 60947-1	A3		
Number of connections	5		
Stripping length	10 mm		
Tube length for twin wire-end ferrule	Tube length	max.	12 mm
		min.	8 mm
	Cross-section for conductor connection	min.	0.5 mm ²
		max.	0.75 mm ²

AITB 2.5 L-L-PE

Weidmüller Interface GmbH & Co. KG

Klingenbergstraße 26

D-32758 Detmold

Germany

www.weidmueller.com

Technical data

Tube length for wire-end ferrule with plastic collar DIN 46228/4	Cross-section for conductor connection	min.	0.14 mm ²
		max.	0.34 mm ²
	Tube length	max.	8 mm
		min.	6 mm
	Cross-section for conductor connection	min.	0.5 mm ²
		max.	1 mm ²
	Tube length	max.	12 mm
		min.	6 mm
	Cross-section for conductor connection	min.	1.5 mm ²
		max.	2.5 mm ²
	Tube length	max.	12 mm
		min.	8 mm
Tube length for wire-end ferrule without plastic collar DIN 46228/1	Cross-section for conductor connection	nominal	0.25 mm ²
	Tube length	nominal	5 mm
	Cross-section for conductor connection	min.	0.5 mm ²
		max.	1 mm ²
	Tube length	max.	10 mm
		min.	6 mm
	Cross-section for conductor connection	min.	1.5 mm ²
		max.	2.5 mm ²
	Tube length	max.	12 mm
		min.	7 mm
Twin wire-end ferrules, max.	0.75 mm ²		
Twin wire-end ferrules, min.	0.5 mm ²		
Type of connection	PUSH IN		
Wire connection cross section AWG, max.	AWG 12		
Wire connection cross section AWG, min.	AWG 28		
Wire connection cross section, finely stranded, max.	4 mm ²		
Wire connection cross section, finely stranded, min.	0.5 mm ²		
Wire connection cross-section, finely stranded with wire-end ferrules DIN 46228/1, max.	4 mm ²		
Wire connection cross-section, finely stranded with wire-end ferrules DIN 46228/1, min.	0.5 mm ²		
Wire connection cross-section, finely stranded with wire-end ferrules DIN 46228/4, max.	2.5 mm ²		
Wire connection cross-section, finely stranded with wire-end ferrules DIN 46228/4, min.	0.5 mm ²		
Wire connection cross-section, solid core, max.	4 mm ²		
Wire connection cross-section, solid core, min.	0.5 mm ²		

General

Rail	TS 35	Standards	IEC 60947-7-1 (-7-2)
Wire connection cross section AWG, max.	AWG 12	Wire connection cross section AWG, min.	AWG 28

AITB 2.5 L-L-PE

Weidmüller Interface GmbH & Co. KG

Klingenbergstraße 26

D-32758 Detmold

Germany

www.weidmueller.com

Technical data

Rating data

Rated cross-section	2.5 mm ²	Rated voltage	250 V
Rated DC voltage	250 V	Rated current	24 A
Current at maximum wires	27 A	Standards	IEC 60947-7-1 (-7-2)
Volume resistance according to IEC 60947-7-x	1.33 mΩ	Rated impulse withstand voltage	4 kV
Power loss in accordance with IEC 60947-7-x	0.77 W	Rated voltage (L / L)	400 V
Rated voltage (L / N)	250 V	Rated voltage (L / PE)	250 V
Pollution severity	3	Surge voltage category	III

UL rating data

Certificate No. (cURus)	E60693	Conductor size Factory wiring max. (cURus)	12 AWG
Conductor size Factory wiring min. (cURus)	26 AWG	Conductor size Field wiring max. (cURus)	12 AWG
Conductor size Field wiring min. (cURus)	26 AWG	Current size B (cURus)	20 A
Current size C (cURus)	20 A	Current size D (cURus)	10 A
Voltage size B (cURus)	300 V	Voltage size C (cURus)	300 V
Voltage size D (cURus)	300 V		

Classifications

ETIM 6.0	EC001329	ETIM 7.0	EC001329
ETIM 8.0	EC001329	ETIM 9.0	EC001329
ECLASS 9.0	27-14-11-25	ECLASS 9.1	27-14-11-25
ECLASS 10.0	27-14-11-25	ECLASS 11.0	27-14-11-25
ECLASS 12.0	27-14-11-25	ECLASS 13.0	27-25-01-10

Environmental Product Compliance

REACH SVHC /

Approvals

Approvals



UL File Number Search	UL Website
Certificate No. (cURus)	E60693

Downloads




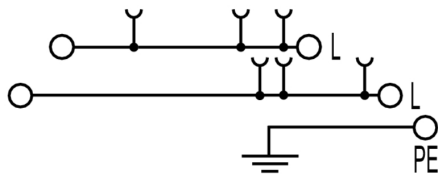
Approval/Certificate/Document of Conformity	DNVGL certificate CB Testreport CE Declaration of Conformity UKCA declaration of conformity
Engineering Data	CAD data – STEP
Tender specification	Ausschreibungstext AITB 2.5 L-L-PE
User Documentation	BPZL A-INSTA 2.5 mm² 3-tier
Catalogues	Catalogues in PDF-format

AITB 2.5 L-L-PE

Weidmüller Interface GmbH & Co. KG
Klingenbergstraße 26
D-32758 Detmold
Germany

www.weidmueller.com

Drawings



AITB 2.5 L-L-PE

Weidmüller Interface GmbH & Co. KG

Klingenbergstraße 26

D-32758 Detmold

Germany

www.weidmueller.com

Accessories

Slotted screwdriver



VDE insulated screwdriver sets, for working on live parts up to 1000 V AC and 1500 V DC, DIN EN 60900. IEC 900. Each piece is "GS" safety tested. Blade made from fully hardened, high-alloy chromium-vanadium-molybdenum steel, gun-metal finish.

General ordering data

Type	SDIS SLIM 0.6X3.5X100	Version
Order No.	2749610000	Mounting tool, Blade width (B): 3.5 mm, Blade length: 100 mm, Blade
GTIN (EAN)	4050118896350	thickness (A): 0.6 mm
Qty.	1 pc(s).	

2.5 mm²

The plug-in cross-connections feature easy handling and quick installation. This saves a great deal of time during installation in comparison with screwed solutions.

General ordering data

Type	ZQV 2.5N/8	Version
Order No.	1527670000	Cross-connector (terminal), Plugged, Number of poles: 8, Pitch in mm
GTIN (EAN)	4050118448405	(P): 5.10, Insulated: Yes, 24 A, orange
Qty.	20 pc(s).	
Type	ZQV 2.5N/7	Version
Order No.	1527640000	Cross-connector (terminal), Plugged, Number of poles: 7, Pitch in mm
GTIN (EAN)	4050118448412	(P): 5.10, Insulated: Yes, 24 A, orange
Qty.	20 pc(s).	
Type	ZQV 2.5N/9	Version
Order No.	1527680000	Cross-connector (terminal), Plugged, Number of poles: 9, Pitch in mm
GTIN (EAN)	4050118447996	(P): 5.10, Insulated: Yes, 24 A, orange
Qty.	20 pc(s).	
Type	ZQV 2.5N/2	Version
Order No.	1527540000	Cross-connector (terminal), Plugged, Number of poles: 2, Pitch in mm
GTIN (EAN)	4050118448467	(P): 5.10, Insulated: Yes, 24 A, orange
Qty.	60 pc(s).	
Type	ZQV 2.5N/5	Version
Order No.	1527620000	Cross-connector (terminal), Plugged, Number of poles: 5, Pitch in mm
GTIN (EAN)	4050118448436	(P): 5.10, Insulated: Yes, 24 A, orange
Qty.	20 pc(s).	

AITB 2.5 L-L-PE

Weidmüller Interface GmbH & Co. KG

Klingenbergstraße 26

D-32758 Detmold


Germany

www.weidmueller.com

Accessories

Type	ZQV 2.5N/4	Version
Order No.	1527590000	Cross-connector (terminal), Plugged, Number of poles: 4, Pitch in mm
GTIN (EAN)	4050118448443	(P): 5.10, Insulated: Yes, 24 A, orange
Qty.	60 pc(s).	
Type	ZQV 2.5N/10	Version
Order No.	1527690000	Cross-connector (terminal), Plugged, Number of poles: 10, Pitch in mm
GTIN (EAN)	4050118447989	(P): 5.10, Insulated: Yes, 24 A, orange
Qty.	20 pc(s).	
Type	ZQV 2.5N/20	Version
Order No.	1527720000	Cross-connector (terminal), Plugged, Number of poles: 20, Pitch in mm
GTIN (EAN)	4050118447972	(P): 5.10, Insulated: Yes, 24 A, orange
Qty.	20 pc(s).	
Type	ZQV 2.5N/50	Version
Order No.	1527730000	Cross-connector (terminal), Plugged, Number of poles: 50, Pitch in mm
GTIN (EAN)	4050118411362	(P): 5.10, Insulated: Yes, 24 A, orange
Qty.	5 pc(s).	
Type	ZQV 2.5N/6	Version
Order No.	1527630000	Cross-connector (terminal), Plugged, Number of poles: 6, Pitch in mm
GTIN (EAN)	4050118448429	(P): 5.10, Insulated: Yes, 24 A, orange
Qty.	20 pc(s).	
Type	ZQV 2.5N/3	Version
Order No.	1527570000	Cross-connector (terminal), Plugged, Number of poles: 3, Pitch in mm
GTIN (EAN)	4050118448450	(P): 5.10, Insulated: Yes, 24 A, orange
Qty.	60 pc(s).	

Component plugs



The component plug is used to integrate an electrical component in a disconnect terminal block. After soldering the electronic component, the plug can be integrated into the disconnection area of our disconnect terminal blocks and thus changes the disconnect terminal block into a modular terminal block with integrated electronic component.

General ordering data

Type	BEST/DRBR	Version
Order No.	1878570000	Accessories, Component plug, 22 A
GTIN (EAN)	4032248471508	
Qty.	50 pc(s).	
Type	BEST/D	Version
Order No.	1878560000	Accessories, Component plug, 1 A
GTIN (EAN)	4032248471492	
Qty.	50 pc(s).	
Type	BEST	Version
Order No.	1833100000	Accessories, Component plug
GTIN (EAN)	4032248501014	
Qty.	50 pc(s).	

AITB 2.5 L-L-PE

Weidmüller Interface GmbH & Co. KG

Klingenbergstraße 26

D-32758 Detmold

Germany

www.weidmueller.com

Accessories

DEK 5/5



WS/ DEK

MultiMark terminal markers use an innovative composite material made from two components. The hard base contour of the marker snaps securely into the connector. The elastic surface finish makes the marker easy to mount. This specially punched material enables the strips to be stretched to accommodate the slight variations in spacing that tend to add up, especially with long terminal blocks. Another advantage: the excellent printability of the surface material guarantees durable and wear-resistant labelling. A print resolution of 300 dpi also produces a very legible script.

Your benefits with MultiMark

- Firm hold and durable printing
- Continuous strips save installation time
- Easy mounting thanks to an innovative composite material
- Large label field for optimal legibility
- High flexibility thanks to manufacturer independence

General ordering data

Type	DEK 5/5 MM WS	Version	
Order No.	2007110000		Dekafix, Terminal marker, 5 x 5 mm, Weidmueller, white
GTIN (EAN)	4050118391862		
Qty.	800 pc(s).		

Additional accessories



No task is too small when creating the perfect solution.

Connections form just one part of the overall process. Small details are often the key to the perfect solution in applications where potentials are tested, grouped or even isolated.

A system is not a system without small but essential details:

- Test plugs ensure reliable pick-up from diagnostic sockets

In tandem with the manufacturing process and application.

General ordering data

Type	PS 2.0 MC	Version	Product data	Packaging
Order No.	0310000000		PCB plug-in connector, Accessories, Test plug, red, Number of poles: 1	Box
GTIN (EAN)	4008190000059			
Qty.	20 pc(s).			

AITB 2.5 L-L-PE

Weidmüller Interface GmbH & Co. KG

Klingenbergstraße 26

D-32758 Detmold

Germany

www.weidmueller.com

Accessories

16 mm²



Building installation wiring

For building installations, we offer a complete system that revolves around the 10×3 copper rail and comprises perfectly coordinated components: from installation terminal blocks, neutral conductor terminal blocks and distribution terminal blocks to comprehensive accessories such as busbars and busbar holders.

General ordering data

Type	AITB 16 BB NLO BL	Version
Order No.	2669140000	Multi level installation terminal block, PUSH IN, 16 mm ² , 1000 V, 76
GTIN (EAN)	4064675266372	A, Number of connections: 2, Number of levels: 1, blue
Qty.	20 pc(s).	

Plus



The Dekafix (DEK) marker is the universal marker for all conductor and plug-in connectors as well as for electronic sub-assemblies. The system is ideal for short number sequences and covers a wide range of ready-printed markers.

Strips for fast installation in only one work step. The printing is easy to read, rich in contrast and available in various widths.

- Large range of ready-to-use markers
- Strips for fast installation
- Terminal markers, suitable for all Weidmüller cable connectors
- Available as blank MultiCard or with standard printing

For custom printing: Please send us a file of our labeling software M-Print PRO or M-Print PRO Online (without installation) for your labeling specifications.

General ordering data

Type	DEK 5/5 PLUS MC NE WS	Version
Order No.	1854490000	Dekafix, Terminal marker, 5 x 5 mm, Pitch in mm (P): 5.00
GTIN (EAN)	4032248393596	Weidmueller, white
Qty.	1,000 pc(s).	

AITB 2.5 L-L-PE

Weidmüller Interface GmbH & Co. KG

Klingenbergstraße 26

D-32758 Detmold

Germany

www.weidmueller.com

Accessories

Fuse holder



The fuse holder SIHA quickly turns a disconnect terminal into a fuse terminal: simply remove the disconnect lever and attach the fuse unit.

General ordering data

Type	SIHA 3/G20/LD 140-250V	Version
Order No.	7921600000	Fuse holder for feed-through modular terminal, 2.31 mA, pluggable
GTIN (EAN)	4032248322633	
Qty.	25 pc(s).	
Type	SIHA 3/G20	Version
Order No.	7921560000	Fuse holder for feed-through modular terminal, pluggable
GTIN (EAN)	4032248264643	
Qty.	25 pc(s).	
Type	SIHA 3/G20/LD 10-36V	Version
Order No.	7921570000	Fuse holder for feed-through modular terminal, 2.31 mA, pluggable
GTIN (EAN)	4032248322503	
Qty.	25 pc(s).	

A-Series



Weidmüller's range of products includes end brackets that guarantee a permanent, reliable mounting on the terminal rail and prevent sliding. Versions with and without screws are available. The end brackets include marking options, also for group markers, and also a test plug holder.

General ordering data

Type	AEB 35 SCL/1 V0	Version
Order No.	2661280000	A-series, End bracket
GTIN (EAN)	4050118702163	
Qty.	20 pc(s).	
Type	AEB 35 SCL/1 V0 GY	Version
Order No.	2661290000	A-series, End bracket
GTIN (EAN)	4050118702170	
Qty.	20 pc(s).	
Type	AEB 35 SC/1	Version
Order No.	1991920000	A-series, End bracket
GTIN (EAN)	4050118376722	
Qty.	50 pc(s).	

AITB 2.5 L-L-PE

Weidmüller Interface GmbH & Co. KG

Klingenbergstraße 26

D-32758 Detmold

Germany

www.weidmueller.com

Accessories

Type	AEB 35 SCL/1 V0 BK	Version
Order No.	2661300000	A-series, End bracket
GTIN (EAN)	4050118702187	
Qty.	20 pc(s).	

Disconnect plugs



In contrast to the terminal blocks with integrated disconnect lever, our disconnect plugs can be completely detached or removed from the terminal block and the respective application and offer a flexible alternative solution to our standard disconnectors.

General ordering data

Type	TNST OR	Version
Order No.	2463540000	Disconnect plug (terminal), Wemid, orange
GTIN (EAN)	4050118478211	
Qty.	50 pc(s).	

2.5 mm²

Building installation wiring

For building installations, we offer a complete system that revolves around the 10×3 copper rail and comprises perfectly coordinated components: from installation terminal blocks, neutral conductor terminal blocks and distribution terminal blocks to comprehensive accessories such as busbars and busbar holders.

General ordering data

Type	AEP ITB 2.5	Version
Order No.	2669060000	A-series, End plate
GTIN (EAN)	4064675030645	
Qty.	20 pc(s).	

AITB 2.5 L-L-PE**Weidmüller Interface GmbH & Co. KG**

Klingenbergstraße 26

D-32758 Detmold

Germany

www.weidmueller.com**Accessories****A-Series**

A Series

Building installation wiring

For building installations, we offer a complete system that revolves around the 10×3 copper rail and comprises perfectly coordinated components: from installation terminal blocks, neutral conductor terminal blocks and distribution terminal blocks to comprehensive accessories such as busbars and busbar holders.

General ordering data

Type	AEB ITB 16 BB BL	Version
Order No.	2669130000	End bracket, Wemid, blue, Snap-on
GTIN (EAN)	4064675266365	
Qty.	20 pc(s).	
Type	AEB ITB 2.5/4 BB BL	Version
Order No.	2690440000	End bracket, Wemid, blue, Snap-on
GTIN (EAN)	4064675266464	
Qty.	25 pc(s).	

A-Series

A Series

Test adapters and test plugs are used for the electrical connection between terminal blocks and the test equipment. In this way, an electrical contact can be established in the wired state and measurements can be done easily.

General ordering data

Type	ATPG 1.5-10 L	Version
Order No.	1991890000	Test adapter (terminal), 1.5 mm ² , 250 V, 0.2 A
GTIN (EAN)	4050118376647	
Qty.	50 pc(s).	
Type	ATPG 2.5 MI-R	Version
Order No.	1991960000	Test adapter (terminal), 1.5 mm ² , 250 V, 0.2 A
GTIN (EAN)	4050118376685	
Qty.	50 pc(s).	
Type	ATPG 2.5/5	Version
Order No.	2041180000	Test adapter (terminal), 1.5 mm ² , 250 V, 0.2 A
GTIN (EAN)	4050118409505	
Qty.	25 pc(s).	
Type	ATPG 2.5/3	Version
Order No.	2041190000	Test adapter (terminal), 1.5 mm ² , 250 V, 0.2 A
GTIN (EAN)	4050118409604	
Qty.	25 pc(s).	

AITB 2.5 L-L-PE

Weidmüller Interface GmbH & Co. KG

Klingenbergstraße 26

D-32758 Detmold

Germany

www.weidmueller.com

Accessories

A-Series



Warning covers with a flash symbol provide more safety for man and machine. They are used where external voltage must be indicated within the application.

General ordering data

Type	AAM 2.5 YE FLASH	Version
Order No.	2635550000	Terminal marker, 8 x 5.1 mm, Pitch in mm (P): 5.00 yellow
GTIN (EAN)	4050118674095	
Qty.	40 pc(s).	