

WPD 110 1X70+1X35/6X16 GN**Weidmüller Interface GmbH & Co. KG**

Klingenbergstraße 26

D-32758 Detmold

Germany

www.weidmueller.com**Building installation wiring**

For building installations, we offer a complete system that revolves around the 10×3 copper rail and comprises perfectly coordinated components: from installation terminal blocks, neutral conductor terminal blocks and distribution terminal blocks to comprehensive accessories such as busbars and busbar holders.

General ordering data

Version	Potential distributor terminal, Screw connection, 70, 1000 V, 200 A, Number of connections: 8, Number of poles: 1, TS 35, Mounting plate, green
Order No.	2603830000
Type	WPD 110 1X70+1X35/6X16 GN
GTIN (EAN)	4050118654516
Qty.	3 pc(s).

WPD 110 1X70+1X35/6X16 GN

Weidmüller Interface GmbH & Co. KG

Klingenbergstraße 26

D-32758 Detmold

Germany

www.weidmueller.com

Technical data

Dimensions and weights

Depth	63 mm	Depth (inches)	2.48 inch
Height	69.75 mm	Height (inches)	2.746 inch
Width	38.5 mm	Width (inches)	1.516 inch
Net weight	275 g		

Temperatures

Storage temperature	-25 °C...55 °C	Continuous operating temp., min.	-50 °C
Continuous operating temp., max.	130 °C		

Material data

Material	Wemid	Colour	green
UL 94 flammability rating	V-0		

System specifications

Version	Screw connection	End cover plate required	No
Number of potentials	1	Number of levels	1
Number of clamping points per level	8	Levels cross-connected internally	No
Rail	TS 35, Mounting plate	N-function	No
PE function	No	PEN function	No

Additional technical data

Explosion-tested version	Yes	Installation advice	Terminal rail / mounting plate
Open sides	closed	Snap-on	Yes
Type of mounting	Snap-on		

Conductors for clamping (additional connection)

Connection type, additional connection Screw connection

Conductors for clamping (rated connection)

Connection direction	on side	Number of connections	8
Type of connection	Screw connection		

General

Installation advice	Terminal rail / mounting plate	Number of poles	1
Rail	TS 35, Mounting plate	Standards	IEC 60947-7-1

Rating data

Rated cross-section	70 mm ²	Rated voltage	1,000 V
Rated AC voltage	1,000 V	Rated DC voltage	1,500 V
Rated current	200 A	Standards	IEC 60947-7-1
Rated impulse withstand voltage	8 kV	Pollution severity	3
Surge voltage category	III		

WPD 110 1X70+1X35/6X16 GN**Weidmüller Interface GmbH & Co. KG**

Klingenbergstraße 26

D-32758 Detmold

Germany

www.weidmueller.com**Technical data****Classifications**

ETIM 6.0	EC000897	ETIM 7.0	EC000897
ETIM 8.0	EC000897	ETIM 9.0	EC000897
ECLASS 9.0	27-14-11-20	ECLASS 9.1	27-14-11-20
ECLASS 10.0	27-14-11-20	ECLASS 11.0	27-14-11-20
ECLASS 12.0	27-14-11-20	ECLASS 13.0	27-25-01-19

Environmental Product Compliance

REACH SVHC	Lead 7439-92-1
SCIP	9436182c-fbd0-49e8-bf45-a0deac7233a9

Approvals

Approvals



ROHS	Conform
------	---------

Downloads

Approval/Certificate/Document of Conformity	DNV Certificate Confirmation of Standards EN 45545-2_2020-10
Engineering Data	CAD data – STEP
User Documentation	Manual - How to connect aluminum wires in WPD-Terminal blocks
Catalogues	Catalogues in PDF-format

WPD 110 1X70+1X35/6X16 GN

Weidmüller Interface GmbH & Co. KG

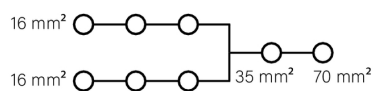
Klingenbergstraße 26

D-32758 Detmold

Germany

www.weidmueller.com

Drawings



WPD 110 1X70+1X35/6X16 GN

Weidmüller Interface GmbH & Co. KG

Klingenbergstraße 26

D-32758 Detmold

Germany

www.weidmueller.com

Accessories

Marker holder



The marker holder offer the possibility of additional mounting of standard markers with a pitch of 5 or 5.1 mm. The angled holders can be optionally snapped together and could be mounted in all standard marking channels of the Klippon® Connect modular terminal blocks. Fitting marker types could be found under the respective accessories of the designation marking holder.

General ordering data

Type	BZT 1 WS 10/5	Version
Order No.	1805490000	Accessories, Marker holder
GTIN (EAN)	4032248270231	
Qty.	100 pc(s).	
Type	BZT 1 ZA WS 10/5	Version
Order No.	1805520000	Accessories, Marker holder
GTIN (EAN)	4032248270248	
Qty.	100 pc(s).	

Power distribution

Screw connection

W-Series

WPD 110 1X70+1X35/6X16 GY

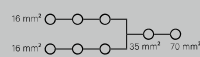


WPD 110

70 mm²

Width / Height / Depth	mm
max. current / max. conductor	A/mm ²
max. clamping range	mm ²

38.5 / 63 / 69.5
192 / 70
1.5...70



Technical data

Rated data		
Rated voltage		V
Rated current		A
for wire cross-section	70 mm ²	mm ²
Rated impulse withstand voltage / Pollution severity		
Overvoltage category / UL 94 flammability rating		
Approvals		
Clamped conductors (H05V/H07V)		
Solid / Stranded	70 mm ²	mm ²
	35 mm ²	mm ²
	16 mm ²	mm ²
Flexible with ferrule	70 mm ²	mm ²
	35 mm ²	mm ²
	16 mm ²	mm ²
Stripping length / Blade size	70 mm ²	mm/-
	35 mm ²	mm/-
	16 mm ²	mm/-
Tightening torque		Nm
Note		

IEC 60947-7-1

IEC	UL	CSA	EN 60079-7
1000			
192			
70			
	8 kV / 3		
	III / V-0		

Rated connection	
10...70 / 4...35	
4...35 / 4...35	
1.5...16 / 1.5...16	
6...50	
2.5...25	
1.5...10	
27 / M10	
26 / M8	
13 / M6	
see appendix at the end of the chapter	



B

Ordering data

Version	
	light grey
	blue
	green
Note	




Type	Qty.	Order No.
WPD 110 1X70+1X35/6X16 GY		2603810000
WPD 110 1X70+1X35/6X16 BL		2603820000
WPD 110 1X70+1X35/6X16 GN		2603830000




Accessories




End bracket	
	dark beige
	dark beige
Screwdriver	




Type	Qty.	Order No.
WEW 35/2	100	1061200000
AEB 35 SC/1	50	1991920000
SDK PZ2 X 100	1	2749450000

Conductor connection data according to DIN EN 60998-1 (Cu), IEC 61238-1 class A (Cu+Al)

Input	Copper		Aluminium
1x 70 mm ²			
70 mm ²	10 Nm		12 Nm
50 mm ²		10 Nm	
35 mm ²			
25 mm ²			
16 mm ²			
10 mm ²			
6 mm ²			
Stripping lengths		27 mm	
Screw		M10 (+/- PZ2)	

Input	Copper		Aluminium
1x 35 mm ²			
35 mm ²	6 Nm		
25 mm ²			
16 mm ²		6 Nm	
10 mm ²			
6 mm ²			
4 mm ²			
2,5 mm ²			
Stripping lengths		26 mm	
Screw		M8 (+/- PZ2)	

Output	Copper		Aluminium
6x 16 mm ²			
16 mm ²	3 Nm		10 Nm
10 mm ²		3 Nm	
6 mm ²			
4 mm ²			
2.5 mm ²			
1.5 mm ²			
Stripping lengths	13 mm		
Screw	M6 (+/- PZ2)		

 Stranded
  Solid
  Flexible with ferrule

