

WPD 233 2X300/2X300 BK**Weidmüller Interface GmbH & Co. KG**

Klingenbergstraße 26

D-32758 Detmold

Germany

www.weidmueller.com**Product image**

Klippon® Connect power feed-in terminal blocks WPD allow for an easy and safe installation of aluminium and copper conductors on a small footprint. A power supply or monitoring connection can also be used as an option. Customers can use the power feed-in terminal blocks WPD, regardless of the conductor material. They can be mounted either directly or on DIN rail TS35.

General ordering data

Version	Potential distributor terminal, Screw connection, 300, 1000 V, 520 A, Number of poles: 1, black
Order No.	2502940000
Type	WPD 233 2X300/2X300 BK
GTIN (EAN)	4050118516760
Qty.	1 pc(s).

WPD 233 2X300/2X300 BK

Weidmüller Interface GmbH & Co. KG

Klingenbergstraße 26

D-32758 Detmold

Germany

www.weidmueller.com

Technical data

Dimensions and weights

Depth	83.5 mm	Depth (inches)	3.287 inch
Height	118 mm	Height (inches)	4.646 inch
Width	82.6 mm	Width (inches)	3.252 inch
Net weight	628 g		

Temperatures

Storage temperature	-25 °C...55 °C	Continuous operating temp., min.	-50 °C
Continuous operating temp., max.	120 °C		

Material data

Material	Wemid	Colour	black
UL 94 flammability rating	V-0		

Rating data IECEx/ATEX

Certificate No. (ATEX)	CNEX18ATEX0016U	Certificate No. (IECEX)	IECEXCNEX18.0010U
Max. voltage (ATEX)	1100 V	Current (ATEX)	520 A
Wire cross section max. (ATEX)	300 mm ²	Max. voltage (IECEX)	1100 V
Current (IECEX)	520 A		

System specifications

Version	Screw connection	End cover plate required	No
Number of potentials	1	Number of levels	1
Number of clamping points per level	4	Levels cross-connected internally	No
PE connection	No		

Additional technical data

Explosion-tested version	Yes	Installation advice	Terminal rail / mounting plate
Type of mounting	Snap-on		

Conductors for clamping (additional connection)

Connection type, additional connection Screw connection

Conductors for clamping (rated connection)

Type of connection Screw connection

General

Installation advice	Terminal rail / mounting plate	Number of poles	1
Standards	IEC 60947-7-1, UL 1059, CSA		

WPD 233 2X300/2X300 BK

Weidmüller Interface GmbH & Co. KG

Klingenbergstraße 26

D-32758 Detmold

Germany

www.weidmueller.com

Technical data

Rating data

Rated cross-section	300 mm ²	Rated voltage	1,000 V
Rated AC voltage	1,000 V	Rated DC voltage	1,000 V
Rated current	520 A	Standards	IEC 60947-7-1, UL 1059, CSA
Volume resistance according to IEC 60947-7-x	0.06 mΩ	Rated impulse withstand voltage	8 kV
Power loss in accordance with IEC 60947-7-x	16.64 W	Short-time withstand current resistance	8/20μs with 50 kA
Pollution severity	3	Surge voltage category	III

UL rating data

Certificate No. (cURus)	E60693
-------------------------	--------

Classifications

ETIM 6.0	EC000897	ETIM 7.0	EC000897
ETIM 8.0	EC000897	ETIM 9.0	EC000897
ECLASS 9.0	27-14-11-20	ECLASS 9.1	27-14-11-20
ECLASS 10.0	27-14-11-20	ECLASS 11.0	27-14-11-20
ECLASS 12.0	27-14-11-20	ECLASS 13.0	27-25-01-19

Environmental Product Compliance

REACH SVHC	/
------------	---

Important note

Product information	You will find additional information in the downloadsection of the onlinecatalogue
---------------------	--

Approvals

Approvals



ROHS	Conform
UL File Number Search	UL Website
Certificate No. (cURus)	E60693

WPD 233 2X300/2X300 BK**Weidmüller Interface GmbH & Co. KG**

Klingenbergstraße 26

D-32758 Detmold

Germany

www.weidmueller.com**Technical data****Downloads**

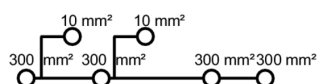
Approval/Certificate/Document of Conformity	UKCA Ex Attestation of Conformity
	CB Certificate
	FIMKO certificate
	CCC Ex Certificate
	ATEX Certificate
	IECEX Certificate
	DNV Certificate
	UKCA Ex Certificate
	LMP 23.0563U- WPD (Rev. 0)
	CE Declaration of Conformity
	UKCA declaration of conformity
Engineering Data	Confirmation of Standards EN 45545-2_2020-10
	CAD data – STEP
User Documentation	DATA SHEET WPD 233
	StorageConditionsTerminalBlocks
	NTI WPD 233
	Manual - How to connect aluminum wires in WPD-Terminal blocks
Catalogues	Catalogues in PDF-format

WPD 233 2X300/2X300 BK

Weidmüller Interface GmbH & Co. KG
Klingenbergstraße 26
D-32758 Detmold
Germany

www.weidmueller.com

Drawings



WPD 233 2X300/2X300 BK

Weidmüller Interface GmbH & Co. KG

Klingenbergstraße 26

D-32758 Detmold

Germany

www.weidmueller.com

Accessories

Blank



The Dekafix (DEK) marker is the universal marker for all conductor and plug-in connectors as well as for electronic sub-assemblies. The system is ideal for short number sequences and covers a wide range of ready-printed markers.

Strips for fast installation in only one work step. The printing is easy to read, rich in contrast and available in various widths.

- Large range of ready-to-use markers
- Strips for fast installation
- Terminal markers, suitable for all Weidmüller cable connectors
- Available as blank MultiCard or with standard printing

For custom printing: Please send us a file of our labeling software M-Print PRO or M-Print PRO Online (without installation) for your labeling specifications.

General ordering data

Type	DEK 5/5 MC NE WS	Version
Order No.	1609801044	Dekafix, Terminal marker, 5 x 5 mm, Pitch in mm (P): 5.00
GTIN (EAN)	4008190397111	Weidmueller, white
Qty.	1,000 pc(s).	

Socket wrench sets

Allen key made from fully hardened, high-alloy chromium-vanadium- steel, acc. to DIN ISO 2936 L (DIN 911), high-quality refined surface.



General ordering data

Type	SKS 2,0-8,0 MR	Version
Order No.	9008870000	socket wrenches
GTIN (EAN)	4032248266623	
Qty.	1 pc(s).	

Type	SK WSD-S 1,5-10,0	Version
Order No.	9008850000	Mounting tool
GTIN (EAN)	4032248266609	
Qty.	1 pc(s).	

WPD 233 2X300/2X300 BK

Weidmüller Interface GmbH & Co. KG

Klingenbergstraße 26

D-32758 Detmold

Germany

www.weidmueller.com

Accessories

Marker holder



The marker holder offer the possibility of additional mounting of standard markers with a pitch of 5 or 5.1 mm. The angled holders can be optionally snapped together and could be mounted in all standard marking channels of the Klippon® Connect modular terminal blocks. Fitting marker types could be found under the respective accessories of the designation marking holder.

General ordering data

Type	BZT 1 ZA WS 10/5	Version
Order No.	1805520000	Accessories, Marker holder
GTIN (EAN)	4032248270248	
Qty.	100 pc(s).	
Type	BZT 1 WS 10/5	Version
Order No.	1805490000	Accessories, Marker holder
GTIN (EAN)	4032248270231	
Qty.	100 pc(s).	

Protective covers



Power feed-in

Our wide range of W-Series terminal blocks with our WPD main line branch terminals, which are optimised to guarantee both convenience and space gains, ensures a secure and convenient connection at the power feed-in.

General ordering data

Type	WPDPC X33 GY	Version
Order No.	2503390000	Terminal cover, Wemid, Light Grey, Height: 29.77 mm, Width: 37.6 mm, Depth: 85.5 mm
GTIN (EAN)	4050118533354	
Qty.	8 pc(s).	

Power feed-in Screw connection

W-Series

WPD 133 1X300/1X300 GY



WPD 133

300 mm²

WPD 233

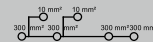
300 mm²

Width / Height / Depth	mm
max. current / max. conductor	A/mm ²
max. clamping range	mm ²

45 / 83.5 / 118
520 / 300
35...300



82.6 / 83.5 / 118
520 / 300
35...300



Technical data

Rated data		
Rated voltage		V
Rated current		A
for wire cross-section	300 mm ²	mm ²
	Auxiliary connection 6 mm ²	mm ²
Rated impulse withstand voltage / Pollution severity		
Overvoltage category / UL 94 flammability rating		
Approvals		
Clamped conductors (H05V/H07V)		
Solid / Stranded	300 mm ²	mm ²
	Auxiliary connection 6 mm ²	mm ²
Flexible with ferrule	300 mm ²	mm ²
	Auxiliary connection 6 mm ²	mm ²
Stripping length / Blade size	300 mm ²	mm/-
	Auxiliary connection 6 mm ²	mm/-
Tightening torque		Nm
Note		

IEC 60947-7-1

IEC	UL	CSA	EN 60079-7
1000	1000	1000	1100
520	420	420	340
300	AWG 2...kcmil 600	AWG 2...kcmil 600	300
6	AWG 16...8	AWG 16...8	6
8 kV / 3			
III / V-0			

Rated connection	
150...300 / 150...300	
1.5...10 / 1.5...10	
35...240	
1.5...6	
34 / M24 (SW 12)	
10 / M4 (+/- PZ2)	
see appendix at the end of the chapter	

IEC 60947-7-1

IEC	UL	CSA	EN 60079-7
1000	1000	1000	1100
1040	420	420	340
300	AWG 2...kcmil 600	AWG 2...kcmil 600	300
6	AWG 16...8	AWG 16...8	6
8 kV / 3			
III / V-0			

Rated connection	
150...300 / 150...300	
1.5...10 / 1.5...10	
35...240	
1.5...6	
34 / M24 (SW 12)	
10 / M4 (+/- PZ2)	
see appendix at the end of the chapter	

B



Ordering data

Version	
	light grey
	blue
	green
	brown
	black
Note	

Type	Qty.	Order No.
WPD 133 1X300/1X300 GY	1	2502850000
WPD 133 1X300/1X300 BL	1	2502860000
WPD 133 1X300/1X300 GN	1	2502870000
WPD 133 1X300/1X300 BN	1	2502880000
WPD 133 1X300/1X300 BK	1	2502890000

Type	Qty.	Order No.
WPD 233 2X300/2X300 GY	1	2502900000
WPD 233 2X300/2X300 BL	1	2502910000
WPD 233 2X300/2X300 GN	1	2502920000
WPD 233 2X300/2X300 BN	1	2502930000
WPD 233 2X300/2X300 BK	1	2502940000

Accessories

Protective cover	
	light grey
End bracket	
	grey
	black
Screwdriver	
	SET
Identification systems	

Type	Qty.	Order No.
WPDPC X33 GY	8	2503390000
WEW 35/2 GR 7042	100	1859200000
AEB 35 SC/1 BK	50	2475310000
SK WSD-S 1.5-10,0	1	9008850000
DEK 5/5 MC NE WS	1000	1609801044
WS 8/5 MM WS	800	2007150000

Type	Qty.	Order No.
WPDPC X33 GY	8	2503390000
WEW 35/2 GR 7042	100	1859200000
AEB 35 SC/1 BK	50	2475310000
SK WSD-S 1.5-10,0	1	9008850000
DEK 5/5 MC NE WS	1000	1609801044
WS 8/5 MM WS	800	2007150000




Conductor connection data according to IEC 60947-7-1 (Cu), UL 1059 (AL+Cu)

Input (x1) / Output (x1)	Copper			Aluminium	
					
300 mm ²	45 Nm			65 Nm	65 Nm
240 mm ²					
185 mm ²		45 Nm			
150 mm ²					
120 mm ²		30 Nm			
95 mm ²					
70 mm ²					
50 mm ²					
35 mm ²					
Flat band 10x20x1 mm			65 Nm		
Max. current with 2 x 300 mm ² (acc. to IEC)	1040 A			340 A	
Stripping lengths	34 mm				
Allen screw	M24 (SW 12 mm)				

Input (x1) / Output (x1)		Copper	Aluminium	
				
600 kcmil	300Lb In.		575Lb In.	575Lb In.
500 kcmil		300Lb In.		
350 kcmil				
300 kcmil				
250 kcmil		200Lb In.		
AWG 3/0				
AWG 2/0				
AWG 1				
AWG 2				
Max. current at 1 x 300 mm² (acc. to UL)	420 A		340 A	
Stripping lengths	34 mm			
Allen screw	M24 (SW 12 mm)			

Auxiliary connection

Copper		
	 	
10 mm ²	1,2 Nm	1,2 Nm
6 mm ²		
4 mm ²		
2.5 mm ²		
1.5 mm ²		
max. current	57 A	
Stripping lengths	10 mm	
screw	M4 (+/-PZ2)	

		Copper	
	 		
AWG 8	20.3Lb In.	20.3Lb In.	
AWG 10			
AWG 12			
AWG 14			
AWG 16			
max. current	57 A		
Stripping lengths	10 mm		
screw	M4 (+/- PZ2)		

 Stranded
  Solid
  Flexible with ferrule
  Sector shaped

 Flat band

Drawings

