

**WPD 131 1X95/1X95 BK****Weidmüller Interface GmbH & Co. KG**

Klingenbergstraße 26

D-32758 Detmold

Germany

[www.weidmueller.com](http://www.weidmueller.com)**Product image**

Klippon® Connect power feed-in terminal blocks WPD allow for an easy and safe installation of aluminium and copper conductors on a small footprint. A power supply or monitoring connection can also be used as an option. Customers can use the power feed-in terminal blocks WPD, regardless of the conductor material. They can be mounted either directly or on DIN rail TS35.

**General ordering data**

Version	Potential distributor terminal, Screw connection, 95, 1000 V, 232 A, Number of poles: 1, black
Order No.	<a href="#">2502690000</a>
Type	WPD 131 1X95/1X95 BK
GTIN (EAN)	4050118516517
Qty.	2 pc(s).

## WPD 131 1X95/1X95 BK

Weidmüller Interface GmbH &amp; Co. KG

Klingenbergstraße 26

D-32758 Detmold

Germany

www.weidmueller.com

## Technical data

## Dimensions and weights

Depth	57 mm	Depth (inches)	2.244 inch
Height	93 mm	Height (inches)	3.661 inch
Width	25.5 mm	Width (inches)	1.004 inch
Net weight	52.5 g		

## Temperatures

Storage temperature	-25 °C...55 °C	Continuous operating temp., min.	-50 °C
Continuous operating temp., max.	120 °C		

## Material data

Material	Wemid	Colour	black
UL 94 flammability rating	V-0		

## Rating data IECEx/ATEX

Certificate No. (ATEX)	CNEX18ATEX0016U	Certificate No. (IECEX)	IECEXNEX18.0010U
Max. voltage (ATEX)	880 V	Current (ATEX)	232 A
Wire cross section max. (ATEX)	95 mm <sup>2</sup>	Max. voltage (IECEX)	880 V
Current (IECEX)	232 A		

## System specifications

Version	Screw connection	End cover plate required	No
Number of potentials	1	Number of levels	1
Number of clamping points per level	2	Levels cross-connected internally	No

## Additional technical data

Explosion-tested version	Yes	Installation advice	Terminal rail / mounting plate
Type of mounting	Snap-on		

## Conductors for clamping (additional connection)

Connection type, additional connection Screw connection

## Conductors for clamping (rated connection)

Type of connection Screw connection

## General

Installation advice	Terminal rail / mounting plate	Number of poles	1
Standards	IEC 60947-7-1, UL 1059, CSA		

## WPD 131 1X95/1X95 BK

Weidmüller Interface GmbH &amp; Co. KG

Klingenbergstraße 26

D-32758 Detmold

Germany

www.weidmueller.com

## Technical data

## Rating data

Rated cross-section	95 mm <sup>2</sup>	Rated voltage	1,000 V
Rated AC voltage	1,000 V	Rated DC voltage	1,000 V
Rated current	232 A	Standards	IEC 60947-7-1, UL 1059, CSA
Volume resistance according to IEC 60947-7-x	0.14 mΩ	Rated impulse withstand voltage	8 kV
Power loss in accordance with IEC 60947-7-x	7.42 W	Short-time withstand current resistance	8/20μs with 50 kA
Pollution severity	3	Surge voltage category	III

## UL rating data

Certificate No. (cURus)	E60693
-------------------------	--------

## Classifications

ETIM 6.0	EC000897	ETIM 7.0	EC000897
ETIM 8.0	EC000897	ETIM 9.0	EC000897
ECLASS 9.0	27-14-11-20	ECLASS 9.1	27-14-11-20
ECLASS 10.0	27-14-11-20	ECLASS 11.0	27-14-11-20
ECLASS 12.0	27-14-11-20	ECLASS 13.0	27-25-01-19

## Environmental Product Compliance

REACH SVHC	/
------------	---

## Important note

Product information	You will find additional information in the downloadsection of the onlinecatalogue
---------------------	--

## Approvals

Approvals



ROHS	Conform
UL File Number Search	UL Website
Certificate No. (cURus)	E60693

**WPD 131 1X95/1X95 BK****Weidmüller Interface GmbH & Co. KG**

Klingenbergstraße 26

D-32758 Detmold

Germany

[www.weidmueller.com](http://www.weidmueller.com)**Technical data****Downloads**

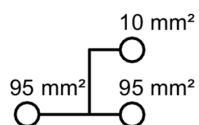
Approval/Certificate/Document of Conformity	<a href="#">UKCA Ex Attestation of Conformity</a>
	<a href="#">CB Certificate</a>
	<a href="#">FIMKO certificate</a>
	<a href="#">CCC Ex Certificate</a>
	<a href="#">ATEX Certificate</a>
	<a href="#">IECEx Certificate</a>
	<a href="#">DNV Certificate</a>
	<a href="#">UKCA Ex Certificate</a>
	<a href="#">LMP 23.0563U- WPD (Rev. 0)</a>
	<a href="#">CE Declaration of Conformity</a>
	<a href="#">UKCA declaration of conformity</a>
Engineering Data	<a href="#">Confirmation of Standards EN 45545-2_2020-10</a>
	<a href="#">CAD data – STEP</a>
User Documentation	<a href="#">DATA SHEET WPD 131</a>
	<a href="#">StorageConditionsTerminalBlocks</a>
	<a href="#">NTI WPD 131</a>
	<a href="#">Manual - How to connect aluminum wires in WPD-Terminal blocks</a>
Catalogues	<a href="#">Catalogues in PDF-format</a>

## WPD 131 1X95/1X95 BK

**Weidmüller Interface GmbH & Co. KG**  
Klingenbergstraße 26  
D-32758 Detmold  
Germany

[www.weidmueller.com](http://www.weidmueller.com)

# Drawings



## WPD 131 1X95/1X95 BK

Weidmüller Interface GmbH &amp; Co. KG

Klingenbergstraße 26

D-32758 Detmold

Germany

www.weidmueller.com

## Accessories

## Protective covers



## Power feed-in

Our wide range of W-Series terminal blocks with our WPD main line branch terminals, which are optimised to guarantee both convenience and space gains, ensures a secure and convenient connection at the power feed-in.

## General ordering data

Type	WPDPC X31 GY	Version
Order No.	<a href="#">2503370000</a>	Terminal cover, Wemid, Light Grey, Height: 25.05 mm, Width: 21.6 mm, Depth: 57.7 mm
GTIN (EAN)	4050118533330	
Qty.	20 pc(s).	

## Marker holder



The marker holder offer the possibility of additional mounting of standard markers with a pitch of 5 or 5.1 mm. The angled holders can be optionally snapped together and could be mounted in all standard marking channels of the Klippon® Connect modular terminal blocks. Fitting marker types could be found under the respective accessories of the designation marking holder.

## General ordering data

Type	BZT 1 WS 10/5	Version
Order No.	<a href="#">1805490000</a>	Accessories, Marker holder
GTIN (EAN)	4032248270231	
Qty.	100 pc(s).	
Type	BZT 1 ZA WS 10/5	Version
Order No.	<a href="#">1805520000</a>	Accessories, Marker holder
GTIN (EAN)	4032248270248	
Qty.	100 pc(s).	

## WPD 131 1X95/1X95 BK

Weidmüller Interface GmbH &amp; Co. KG

Klingenbergstraße 26

D-32758 Detmold

Germany

www.weidmueller.com

## Accessories

## Socket wrench sets

Allen key made from fully hardened, high-alloy chromium-vanadium- steel, acc. to DIN ISO 2936 L (DIN 911), high-quality refined surface.



## General ordering data

Type	SK WSD-S 1,5-10,0	Version
Order No.	<a href="#">9008850000</a>	Mounting tool
GTIN (EAN)	4032248266609	
Qty.	1 pc(s).	
Type	SKS 2,0-8,0 MR	Version
Order No.	<a href="#">9008870000</a>	socket wrenches
GTIN (EAN)	4032248266623	
Qty.	1 pc(s).	

## Blank



The Dekafix (DEK) marker is the universal marker for all conductor and plug-in connectors as well as for electronic sub-assemblies. The system is ideal for short number sequences and covers a wide range of ready-printed markers.

Strips for fast installation in only one work step. The printing is easy to read, rich in contrast and available in various widths.

- Large range of ready-to-use markers
- Strips for fast installation
- Terminal markers, suitable for all Weidmüller cable connectors
- Available as blank MultiCard or with standard printing

**For custom printing:** Please send us a file of our labeling software M-Print PRO or M-Print PRO Online (without installation) for your labeling specifications.

## General ordering data

Type	DEK 5/5 MC NE WS	Version
Order No.	<a href="#">1609801044</a>	Dekafix, Terminal marker, 5 x 5 mm, Pitch in mm (P): 5.00
GTIN (EAN)	4008190397111	Weidmueller, white
Qty.	1,000 pc(s).	

## Power feed-in Screw connection

### W-Series

#### WPD 131 1X95/1X95 GY



#### WPD 131

95 mm<sup>2</sup>

Width / Height / Depth	mm
max. current / max. conductor	A/mm <sup>2</sup>
max. clamping range	mm <sup>2</sup>

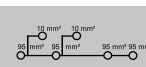
28 / 57 / 93  
232 / 95  
10...95



#### WPD 231

95 mm<sup>2</sup>

47 / 57 / 93  
232 / 95  
10...95



### Technical data

Rated data		
Rated voltage	V	
Rated current	A	
for wire cross-section	95 mm <sup>2</sup>	mm <sup>2</sup>
	Auxiliary connection 6 mm <sup>2</sup>	mm <sup>2</sup>
Rated impulse withstand voltage / Pollution severity		
Overvoltage category / UL 94 flammability rating		
Approvals		
Clamped conductors (H05V/H07V)		
Solid / Stranded	95 mm <sup>2</sup>	mm <sup>2</sup>
	Auxiliary connection 6 mm <sup>2</sup>	mm <sup>2</sup>
Flexible with ferrule	95 mm <sup>2</sup>	mm <sup>2</sup>
	Auxiliary connection 6 mm <sup>2</sup>	mm <sup>2</sup>
Stripping length / Blade size	95 mm <sup>2</sup>	mm/-
	Auxiliary connection 6 mm <sup>2</sup>	mm/-
Tightening torque	Nm	
<b>Note</b>		

### IEC 60947-7-1

IEC	UL	CSA	EN 60079-7
1000	1000	1000	880
232	200	200	232
95	AWG 8...3/0	AWG 8...3/0	95
6	AWG 16...8	AWG 16...8	6
8 kV / 3			
III / V-0			

### Bemessungsanschluss

10...95 / 10...95
1.5...10 / 1.5...10
16...70
1.5...6
26 / M14 (SW 6)
10 / M4 (+/- PZ2)
siehe Anhang am Kapitelende

### IEC 60947-7-1

IEC	UL	CSA	EN 60079-7
1000	1000	1000	880
464	200	200	232
95	AWG 8...3/0	AWG 8...3/0	95
6	AWG 16...8	AWG 16...8	6
8 kV / 3			
III / V-0			

### Bemessungsanschluss

10...95 / 10...95
1.5...10 / 1.5...10
16...70
1.5...6
26 / M14 (SW 6)
10 / M4 (+/- PZ2)
siehe Anhang am Kapitelende

B

### Ordering data

Version	
	light grey
	blue
	green
	brown
	black
<b>Note</b>	

Type	Qty.	Order No.
WPD 131 1X95/1X95 GY	2	2503090000
WPD 131 1X95/1X95 BL	2	2502660000
WPD 131 1X95/1X95 GN	2	2502670000
WPD 131 1X95/1X95 BN	2	2502680000
WPD 131 1X95/1X95 BK	2	2502690000

Type	Qty.	Order No.
WPD 231 2X95/2X95 GY	1	2502700000
WPD 231 2X95/2X95 BL	1	2502710000
WPD 231 2X95/2X95 GN	1	2502720000
WPD 231 2X95/2X95 BN	1	2502730000
WPD 231 2X95/2X95 BK	1	2502740000

### Accessories





Protective cover	
	light grey
End bracket	
	grey
	black
Screwdriver	
	SET
Identification systems	







Type	Qty.	Order No.
WPDPC X31 GY	20	2503370000
WEW 35/2 GR 7042	100	1859200000
AEB 35 SC/1 BK	50	2475310000
SK WSD-S 1.5-10,0	1	9008850000
DEK 5/5 MC NE WS	1000	1609801044
WS 8/5 MM WS	800	2007150000

Type	Qty.	Order No.
WPDPC X31 GY	20	2503370000
WEW 35/2 GR 7042	100	1859200000
AEB 35 SC/1 BK	50	2475310000
SK WSD-S 1.5-10,0	1	9008850000
DEK 5/5 MC NE WS	1000	1609801044
WS 8/5 MM WS	800	2007150000







# Conductor connection data according to IEC 60947-7-1 (Cu), UL 1059 (AL+Cu)

Input (x1) / Output (x1)	Copper		Aluminium	
				
95 mm <sup>2</sup>	19 Nm		22,6 Nm	22,6 Nm
70 mm <sup>2</sup>				
50 mm <sup>2</sup>		19 Nm		
35 mm <sup>2</sup>				
25 mm <sup>2</sup>	14 Nm	14 Nm		
16 mm <sup>2</sup>				
10 mm <sup>2</sup>				
max. current with 2 x 95 mm <sup>2</sup> (acc. to IEC)	464 A		200 A	
Stripping lengths	26 mm			
Allen screw	M14 (SW 6 mm)			

Input (x1) / Output (x1)	Copper		Aluminium	
	 		 	
AWG 3/0	200Lb In.		200Lb In.	123.9Lb In.
AWG 2/0				
AWG 1/0				
AWG 2				
AWG 4				
AWG 6				
AWG 8				
max. current at 1 x 95 mm <sup>2</sup> (acc. to UL)	200 A		155 A	
Stripping lengths	26 mm			
Allen screw	M14 (SW 6 mm)			

## Auxiliary connection

	Copper	
		
10 mm <sup>2</sup>	1,2 Nm	1,2 Nm
6 mm <sup>2</sup>		
4 mm <sup>2</sup>		
2.5 mm <sup>2</sup>		
1.5 mm <sup>2</sup>		
max. current		
Stripping lengths		
screw		

	Copper	
		
AWG 8	20.3Lb In.	20.3Lb In.
AWG 10		
AWG 12		
AWG 14		
AWG 16		
max. current		
Stripping lengths		
screw		

 Stranded
  Solid
  Flexible with ferrule
  Sector shaped

## Diagrams

