

WPD 230 2X50/2X50 BN**Weidmüller Interface GmbH & Co. KG**

Klingenbergstraße 26

D-32758 Detmold

Germany

www.weidmueller.com**Product image**

Klippon® Connect power feed-in terminal blocks WPD allow for an easy and safe installation of aluminium and copper conductors on a small footprint. A power supply or monitoring connection can also be used as an option. Customers can use the power feed-in terminal blocks WPD, regardless of the conductor material. They can be mounted either directly or on DIN rail TS35.

General ordering data

Version	Potential distributor terminal, Screw connection, 50, 1000 V, 150 A, Number of poles: 1, brown
Order No.	2502610000
Type	WPD 230 2X50/2X50 BN
GTIN (EAN)	4050118516432
Qty.	5 pc(s).

WPD 230 2X50/2X50 BN

Weidmüller Interface GmbH & Co. KG

Klingenbergstraße 26

D-32758 Detmold

Germany

www.weidmueller.com

Technical data

Dimensions and weights

Depth	45 mm	Depth (inches)	1.772 inch
Height	70 mm	Height (inches)	2.756 inch
Width	35.6 mm	Width (inches)	1.402 inch
Net weight	66 g		

Temperatures

Storage temperature	-25 °C...55 °C	Continuous operating temp., min.	-50 °C
Continuous operating temp., max.	120 °C		

Material data

Material	Wemid	Colour	brown
UL 94 flammability rating	V-0		

Rating data IECEx/ATEX

Certificate No. (ATEX)	CNEX18ATEX0016U	Certificate No. (IECEX)	IECEXNEX18.0010U
Max. voltage (ATEX)	880 V	Current (ATEX)	150 A
Wire cross section max. (ATEX)	50 mm ²	Max. voltage (IECEX)	880 V
Current (IECEX)	150 A		

System specifications

Version	Screw connection	End cover plate required	No
Number of potentials	1	Number of levels	1
Number of clamping points per level	4	Levels cross-connected internally	No
PE connection	No		

Additional technical data

Explosion-tested version	Yes	Installation advice	Terminal rail / mounting plate
Type of mounting	Snap-on		

Conductors for clamping (additional connection)

Connection type, additional connection Screw connection

Conductors for clamping (rated connection)

Type of connection Screw connection

General

Installation advice	Terminal rail / mounting plate	Number of poles	1
Standards	IEC 60947-7-1, UL 1059, CSA		

WPD 230 2X50/2X50 BN

Weidmüller Interface GmbH & Co. KG

Klingenbergstraße 26

D-32758 Detmold

Germany

www.weidmueller.com

Technical data

Rating data

Rated cross-section	50 mm ²	Rated voltage	1,000 V
Rated AC voltage	1,000 V	Rated DC voltage	1,000 V
Rated current	150 A	Standards	IEC 60947-7-1, UL 1059, CSA
Volume resistance according to IEC 60947-7-x	0.21 mΩ	Rated impulse withstand voltage	8 kV
Power loss in accordance with IEC 60947-7-x	4.8 W	Pollution severity	3
Surge voltage category	III		

UL rating data

Certificate No. (cURus)	E60693
-------------------------	--------

Classifications

ETIM 6.0	EC000897	ETIM 7.0	EC000897
ETIM 8.0	EC000897	ETIM 9.0	EC000897
ECLASS 9.0	27-14-11-20	ECLASS 9.1	27-14-11-20
ECLASS 10.0	27-14-11-20	ECLASS 11.0	27-14-11-20
ECLASS 12.0	27-14-11-20	ECLASS 13.0	27-25-01-19

Environmental Product Compliance

REACH SVHC	/
------------	---

Important note

Product information	You will find additional information in the downloadsection of the onlinecatalogue
---------------------	--

Approvals

Approvals



ROHS	Conform
UL File Number Search	UL Website
Certificate No. (cURus)	E60693

WPD 230 2X50/2X50 BN**Weidmüller Interface GmbH & Co. KG**

Klingenbergstraße 26

D-32758 Detmold

Germany

www.weidmueller.com**Technical data****Downloads**

Approval/Certificate/Document of Conformity	UKCA Ex Attestation of Conformity
	CB Certificate
	FIMKO certificate
	CCC Ex Certificate
	ATEX Certificate
	IECEx Certificate
	DNV Certificate
	UKCA Ex Certificate
	LMP 23.0563U- WPD (Rev. 0)
	CE Declaration of Conformity
	UKCA declaration of conformity
	Confirmation of Standards EN 45545-2_2020-10
Engineering Data	CAD data – STEP
User Documentation	DATA SHEET WPD 230
	StorageConditionsTerminalBlocks
	NTI WPD 230
	Manual - How to connect aluminum wires in WPD-Terminal blocks
Catalogues	Catalogues in PDF-format

WPD 230 2X50/2X50 BN

Weidmüller Interface GmbH & Co. KG

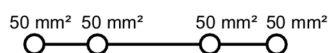
Klingenbergstraße 26

D-32758 Detmold

Germany

www.weidmueller.com

Drawings



WPD 230 2X50/2X50 BN

Weidmüller Interface GmbH & Co. KG

Klingenbergstraße 26

D-32758 Detmold

Germany

www.weidmueller.com

Accessories

Protective covers



Power feed-in

Our wide range of W-Series terminal blocks with our WPD main line branch terminals, which are optimised to guarantee both convenience and space gains, ensures a secure and convenient connection at the power feed-in.

General ordering data

Type	WPDPC X30 GY	Version
Order No.	2503330000	Terminal cover, Wemid, Light Grey, Height: 21.85 mm, Width: 15.6
GTIN (EAN)	4050118533323	mm, Depth: 31 mm
Qty.	54 pc(s).	

Marker holder



The marker holder offer the possibility of additional mounting of standard markers with a pitch of 5 or 5.1 mm. The angled holders can be optionally snapped together and could be mounted in all standard marking channels of the Klippon® Connect modular terminal blocks. Fitting marker types could be found under the respective accessories of the designation marking holder.

General ordering data

Type	BZT 1 WS 10/5	Version
Order No.	1805490000	Accessories, Marker holder
GTIN (EAN)	4032248270231	
Qty.	100 pc(s).	

Type	BZT 1 ZA WS 10/5	Version
Order No.	1805520000	Accessories, Marker holder
GTIN (EAN)	4032248270248	
Qty.	100 pc(s).	

WPD 230 2X50/2X50 BN

Weidmüller Interface GmbH & Co. KG

Klingenbergstraße 26

D-32758 Detmold

Germany

www.weidmueller.com

Accessories

Socket wrench sets

Allen key made from fully hardened, high-alloy chromium-vanadium- steel, acc. to DIN ISO 2936 L (DIN 911), high-quality refined surface.



General ordering data

Type	SK WSD-S 1,5-10,0	Version
Order No.	9008850000	Mounting tool
GTIN (EAN)	4032248266609	
Qty.	1 pc(s).	
Type	SKS 2,0-8,0 MR	Version
Order No.	9008870000	socket wrenches
GTIN (EAN)	4032248266623	
Qty.	1 pc(s).	

Blank



The Dekafix (DEK) marker is the universal marker for all conductor and plug-in connectors as well as for electronic sub-assemblies. The system is ideal for short number sequences and covers a wide range of ready-printed markers.

Strips for fast installation in only one work step. The printing is easy to read, rich in contrast and available in various widths.

- Large range of ready-to-use markers
- Strips for fast installation
- Terminal markers, suitable for all Weidmüller cable connectors
- Available as blank MultiCard or with standard printing

For custom printing: Please send us a file of our labeling software M-Print PRO or M-Print PRO Online (without installation) for your labeling specifications.

General ordering data

Type	DEK 5/5 MC NE WS	Version
Order No.	1609801044	Dekafix, Terminal marker, 5 x 5 mm, Pitch in mm (P): 5.00
GTIN (EAN)	4008190397111	Weidmueller, white
Qty.	1,000 pc(s).	

Power feed-in Screw connection

W-Series WPD 130 1X50/1X50 GY

**WPD 130****50 mm²**

Width / Height / Depth	mm
max. current / max. conductor	A/mm ²
max. clamping range	mm ²

22 / 45 / 70
150 / 50
4...50



Technical data

Rated data	
Rated voltage	V
Rated current	A
for wire cross-section	mm ²
Rated impulse withstand voltage / Pollution severity	
Overvoltage category / UL 94 flammability rating	
Approvals	
Clamped conductors (H05V/H07V)	
Solid / Stranded	mm ²
Flexible with ferrule	mm ²
Stripping length / Blade size	mm/-
Tightening torque	Nm
Note	

Ordering data

Version	
	light grey
	blue
	green
	brown
	black
	brown / black / light grey
	green / light grey / blue
Note	

Accessories

Protective cover	
	light grey
End bracket	
	grey
	black
Screwdriver	
	SET
Identification systems	

IEC 60947-7-1

IEC	UL	CSA	EN 60079-7
1000	1000	1000	880
150	150	150	150
50	AWG 12...1/0	AWG 12...1/0	50
8 kV / 3			
III / V-0			
Bemessungsanschluss			
6...50 / 6...50			
4...35			
16 / M10 (SW 5 mm)			
see appendix at the end of the chapter			

Type	Qty.	Order No.
WPD 130 1X50/1X50 GY	9	2502530000
WPD 130 1X50/1X50 BL	9	2502540000
WPD 130 1X50/1X50 GN	9	2502550000
WPD 130 1X50/1X50 BN	9	2502560000
WPD 130 1X50/1X50 BK	9	2502570000

Type	Qty.	Order No.
WPDPC X30 GY	54	2503330000
WEW 35/2 GR 7042	100	1859200000
AEB 35 SC/1 BK	50	2475310000
SK WSD-S 1,5-10,0	1	9008850000
DEK 5/5 MC NE WS	1000	1609801044
WS 8/5 MM WS	800	2007150000

WPD 230**50 mm²**

35,6 / 45 / 70 150 / 50 4...50



IEC 60947-7-1

IEC	UL	CSA	EN 60079-7
1000	1000	1000	880
300	150	150	150
50	AWG 12...1/0	AWG 12...1/0	50
8 kV / 3			
III / V-0			
Rated connection			
6...50 / 6...50			
4...35			
16 / M10 (SW 5 mm)			
see appendix at the end of the chapter			

Type	Qty.	Order No.
WPD 230 2X50/2X50 GY	5	2502580000
WPD 230 2X50/2X50 BL	5	2502590000
WPD 230 2X50/2X50 GN	5	2502600000
WPD 230 2X50/2X50 BN	5	2502610000
WPD 230 2X50/2X50 BK	5	2502950000

Type	Qty.	Order No.
WPDPC X30 GY	54	2503330000
WEW 35/2 GR 7042	100	1859200000
AEB 35 SC/1 BK	50	2475310000
SK WSD-S 1,5-10,0	1	9008850000
DEK 5/5 MC NE WS	1000	1609801044
WS 8/5 MM WS	800	2007150000

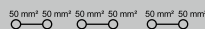


WPD 330

50 mm²



56,5 / 45 / 70
150 / 50
4...50



IEC 60947-7-1

IEC	UL	CSA	EN 60079-7
1000	1000	1000	880
150	150	150	150
50	AWG 12...1/0	AWG 12...1/0	50
8 kV / 3			
III / V-0			

Rated connection

6...50 / 6...50

4...35

16 / M10 (SW 5 mm)

see appendix at the end of the chapter

Type	Qty.	Order No.
WPD 330 3X50/3X50 3XGY	3	2502620000
WPD 330 3X50/3X50 1XBN/1XBK/1XGY	3	2502650000
WPD 330 1XGY/1XBL/1XGN	3	2502640000

Type	Qty.	Order No.
WPDPC X30 GY	54	2503330000
WEW 35/2 GR 7042	100	1859200000
AEB 35 SC/1 BK	50	2475310000
SK WSD-S 1,5-10,0	1	9008850000
DEK 5/5 MC NE WS	1000	1609801044
WS 8/5 MM WS	800	2007150000







Application range

B







Power feed-in Screw connection

Conductor connection data according to IEC 60947-7-1 (Cu), UL 1059 (AL+Cu)

Cable connection data according to IEC 60364-5-52 (2011), 524.000 (4)				
Input (x1) / Output (x1)	Copper		Aluminium	
				
50 mm ²	10 Nm		14 Nm	14 Nm
35 mm ²		10 Nm		
25 mm ²	8 Nm	8 Nm	12 Nm	10 Nm
16 mm ²			10 Nm	
10 mm ²	6 Nm	6 Nm		
6 mm ²				
4 mm ²				
max. current with 2 x 50 mm ² (acc. to IEC)	300 A		270 A	
Stripping lengths	16 mm			
Allen screw	M10 (SW 5 mm)			

 Stranded
  Solid
  Flexible with ferrule
  Sector shaped

Input (x1) / Output (x1)	Copper		Aluminium	
				
AWG 1/0	123.9Lb In.		123.9Lb In.	123.9Lb In.
AWG 2				
AWG 4				
AWG 6				
AWG 8				
AWG 10				
AWG 12				
max. current at 1 x 50 mm ² (acc. to UL)	150 A		120 A	
Stripping lengths	16 mm			
Allen screw	M10 (SW 5 mm)			

Diagrams

