


AAP12 10/4X2.5 LO-LI RD**Weidmüller Interface GmbH & Co. KG**

Klingenbergstraße 26

D-32758 Detmold

Germany

www.weidmueller.com**Product image**

The unique modular concept can be tailored to every type of machine. The potential distribution terminal blocks AAP are successful thanks to their uniform design with two possible constructions – alternating or grouped. In the grouped structure of the control voltage distribution, the potentials are located on different terminal blocks and thus form entire potential blocks.

General ordering data

Version	Modular distribution terminals, PUSH IN, 10 mm², 800 V, 57 A, dark beige
Order No.	2464730000
Type	AAP12 10/4X2.5 LO-LI RD
GTIN (EAN)	4050118479348
Qty.	20 pc(s).

AAP12 10/4X2.5 LO-LI RD

Weidmüller Interface GmbH & Co. KG

Klingenbergstraße 26

D-32758 Detmold

Germany

www.weidmueller.com

Technical data

Dimensions and weights

Depth	53.5 mm	Depth (inches)	2.106 inch
Depth including DIN rail	54 mm	Height	89 mm
Height (inches)	3.504 inch	Width	10 mm
Width (inches)	0.394 inch	Net weight	31.099 g

Temperatures

Storage temperature	-25 °C...55 °C	Continuous operating temp., min.	-60 °C
Continuous operating temp., max.	130 °C		

Material data

Material	Wemid	Colour	dark beige
Colour of operational elements	orange	UL 94 flammability rating	V-0

Rating data IECEx/ATEX

Marking EN 60079-7	Ex ec II C Gc	Ex 2014/34/EU label	II 2 G D
--------------------	---------------	---------------------	----------

System specifications

End cover plate required	Yes	Number of potentials	1
Number of levels	1	Number of clamping points per level	5
Number of potentials per tier	1	Levels cross-connected internally	No
PE connection	No	Rail	TS 35
N-function	No	PE function	No
PEN function	No		

Additional technical data

Explosion-tested version	Yes	Installation advice	Rail
Open sides	right	Type of fixing	Snap-on
Type of mounting	TS 35		

CSA rating data

Certificate No. (CSA)	200039-70089609	Current size B (CSA)	55 A
Current size C (CSA)	55 A	Current size D (CSA)	5 A
Voltage size B (CSA)	600 V	Voltage size C (CSA)	600 V
Voltage size D (CSA)	600 V	Wire cross section max. (CSA)	6 AWG
Wire cross section min. (CSA)	28 AWG		

AAP12 10/4X2.5 LO-LI RD

Weidmüller Interface GmbH & Co. KG

Klingenbergstraße 26

D-32758 Detmold

Germany

www.weidmueller.com

Technical data

Conductors for clamping (additional connection)

Blade size, additional connection	0.6 x 3.5 mm	Clamping range, further connection, max.	2.5 mm ²
Clamping range, further connection, min.	0.14 mm ²	Conductor cross-section, flexible plus plastic collar DIN 46228/1, further connection, max.	2.5 mm ²
Conductor cross-section, flexible plus plastic collar DIN 46228/1, further connection, min.	0.5 mm ²	Conductor cross-section, flexible, further connection, min.	0.5 mm ²
Connection direction	top	Connection type, additional connection	PUSH IN
Cross-section for connected wire, flexible, further connection, max.	2.5 mm ²	Cross-section for connected wire, multi-core, further connection, max.	2.5 mm ²
Cross-section for connected wire, multi-core, further connection, min.	0.5 mm ²	Cross-section for connected wire, solid-core, further connection, max.	2.5 mm ²
Cross-section for connected wire, solid-core, further connection, min.	0.5 mm ²	Number of connections, additional connection	4
Rated cross-section, further connection	2.5 mm ²	Rated current, additional connection	24 A
Stripping length, additional connection	10 mm		

Conductors for clamping (rated connection)

Blade size	1.0 x 5.5 mm		
Clamping range, max.	10 mm ²		
Clamping range, min.	0.5 mm ²		
Connection cross-section, stranded, max.	10 mm ²		
Connection cross-section, stranded, min.	0.5 mm ²		
Connection direction	top		
Gauge to IEC 60947-1	A6		
Number of connections	1		
Stripping length	18 mm		
Tube length for twin wire-end ferrule	Tube length	nominal	18 mm
	Cross-section for conductor connection	min.	0.75 mm ²
		max.	1 mm ²
	Tube length	max.	18 mm
		min.	12 mm
	Cross-section for conductor connection	min.	1.5 mm ²
max.		4 mm ²	
Tube length for wire-end ferrule with plastic collar DIN 46228/4	Tube length	min.	18 mm
	Cross-section for conductor connection	min.	1.5 mm ²
		max.	4 mm ²
	Tube length	max.	18 mm
		min.	12 mm
	Cross-section for conductor connection	min.	6 mm ²
max.		10 mm ²	
Tube length for wire-end ferrule without plastic collar DIN 46228/1	Tube length	nominal	18 mm
	Cross-section for conductor connection	min.	1.5 mm ²
		max.	10 mm ²
Twin wire-end ferrules, max.	4 mm ²		
Twin wire-end ferrules, min.	0.5 mm ²		
Type of connection	PUSH IN		
Wire connection cross section, finely stranded, max.	10 mm ²		
Wire connection cross section, finely stranded, min.	0.5 mm ²		

AAP12 10/4X2.5 LO-LI RD

Weidmüller Interface GmbH & Co. KG

Klingenbergstraße 26

D-32758 Detmold

Germany

www.weidmueller.com

Technical data

Wire connection cross-section, finely stranded with wire-end ferrules DIN 46228/1, max.	10 mm ²
Wire connection cross-section, finely stranded with wire-end ferrules DIN 46228/1, min.	0.5 mm ²
Wire connection cross-section, finely stranded with wire-end ferrules DIN 46228/4, max.	10 mm ²
Wire connection cross-section, finely stranded with wire-end ferrules DIN 46228/4, min.	0.5 mm ²
Wire connection cross-section, solid core, max.	10 mm ²
Wire connection cross-section, solid core, min.	0.5 mm ²

General

Installation advice	Rail	Rail	TS 35
Standards	IEC 60947-7-1		

Rating data

Rated cross-section	10 mm ²	Rated voltage	800 V
Rated DC voltage	800 V	Rated current	57 A
Current at maximum wires	57 A	Standards	IEC 60947-7-1
Volume resistance according to IEC 60947-7-x	0.56 mΩ	Rated impulse withstand voltage	8 kV
Power loss in accordance with IEC 60947-7-x	1.82 W	Pollution severity	3

UL rating data

Certificate No. (cURus)	E60693	Conductor size Factory wiring max. (cURus)	6 AWG
Conductor size Factory wiring min. (cURus)	28 AWG	Conductor size Field wiring max. (cURus)	6 AWG
Conductor size Field wiring min. (cURus)	28 AWG	Current size B (cURus)	55 A
Current size C (cURus)	55 A	Current size D (cURus)	5 A
Voltage size B (cURus)	600 V	Voltage size C (cURus)	600 V
Voltage size D (cURus)	600 V		

Classifications

ETIM 6.0	EC000897	ETIM 7.0	EC000897
ETIM 8.0	EC000897	ETIM 9.0	EC000897
ECLASS 9.0	27-14-11-20	ECLASS 9.1	27-14-11-20
ECLASS 10.0	27-14-11-20	ECLASS 11.0	27-14-11-20
ECLASS 12.0	27-14-11-20	ECLASS 13.0	27-25-01-01

Environmental Product Compliance

REACH SVHC	/
------------	---

Important note

Product information	The applicable safety regulations for the overload and short-circuit of the connected conductors must be followed. The total current of all connected conductors must not exceed the max. load current.
---------------------	---

AAP12 10/4X2.5 LO-LI RD

Weidmüller Interface GmbH & Co. KG

Klingenbergstraße 26

D-32758 Detmold

Germany

www.weidmueller.com

Technical data

Approvals

Approvals



UL File Number Search

UL Website

Certificate No. (cURus)

E60693

Downloads

Approval/Certificate/Document of Conformity

[DNVGL certificate](#)[CE Declaration of Conformity](#)[UKCA declaration of conformity](#)[Confirmation of Standards EN 45545-2_2020-10](#)

Engineering Data

[CAD data – STEP](#)

User Documentation

[AAP Terminal Blocks for control voltage distribution](#)[User Manual AXC 1.5-16](#)

Catalogues



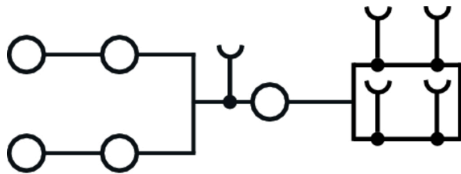
[Catalogues in PDF-format](#)

AAP12 10/4X2.5 LO-LI RD

Weidmüller Interface GmbH & Co. KG
Klingenbergstraße 26
D-32758 Detmold
Germany

www.weidmueller.com

Drawings



AAP12 10/4X2.5 LO-LI RD

Weidmüller Interface GmbH & Co. KG

Klingenbergstraße 26

D-32758 Detmold

Germany

www.weidmueller.com

Accessories

A-Series



Test adapters and test plugs are used for the electrical connection between terminal blocks and the test equipment. In this way, an electrical contact can be established in the wired state and measurements can be done easily.

General ordering data

Type	ATPG 2.5 MI-R	Version
Order No.	1991960000	Test adapter (terminal), 1.5 mm ² , 250 V, 0.2 A
GTIN (EAN)	4050118376685	
Qty.	50 pc(s).	
Type	ATPG 1.5-10 L	Version
Order No.	1991890000	Test adapter (terminal), 1.5 mm ² , 250 V, 0.2 A
GTIN (EAN)	4050118376647	
Qty.	50 pc(s).	
Type	ATPG 4 MI-R	Version
Order No.	1991860000	Test adapter (terminal), 1.5 mm ² , 250 V, 0.2 A
GTIN (EAN)	4050118376661	
Qty.	50 pc(s).	
Type	ATPG 10 MI-R	Version
Order No.	1991870000	Test adapter (terminal), 1.5 mm ² , 250 V, 0.2 A
GTIN (EAN)	4050118376678	
Qty.	50 pc(s).	
Type	ATPG 6 MI-R	Version
Order No.	1991930000	Test adapter (terminal), 1.5 mm ² , 250 V, 0.2 A
GTIN (EAN)	4050118376555	
Qty.	50 pc(s).	
Type	ATPG 1.5 MI-R	Version
Order No.	1991880000	Test adapter (terminal), 1.5 mm ² , 250 V, 0.2 A
GTIN (EAN)	4050118376715	
Qty.	50 pc(s).	

AAP12 10/4X2.5 LO-LI RD

Weidmüller Interface GmbH & Co. KG

Klingenbergstraße 26

D-32758 Detmold

Germany

www.weidmueller.com

Accessories

Plus



The Dekafix (DEK) marker is the universal marker for all conductor and plug-in connectors as well as for electronic sub-assemblies. The system is ideal for short number sequences and covers a wide range of ready-printed markers.

Strips for fast installation in only one work step. The printing is easy to read, rich in contrast and available in various widths.

- Large range of ready-to-use markers
- Strips for fast installation
- Terminal markers, suitable for all Weidmüller cable connectors
- Available as blank MultiCard or with standard printing

For custom printing: Please send us a file of our labeling software M-Print PRO or M-Print PRO Online (without installation) for your labeling specifications.

General ordering data

Type	DEK 5/5 PLUS MC NE WS	Version
Order No.	1854490000	Dekafix, Terminal marker, 5 x 5 mm, Pitch in mm (P): 5.00
GTIN (EAN)	4032248393596	Weidmueller, white
Qty.	1,000 pc(s).	

A-Series



Uniform inspection and test taps, consistent cross-connections, efficient markers, and timesaving PUSH IN connection technology make the A-Series particularly future-proof. The innovative design with clearly delineated functional areas and coloured pushers ensures maximum connection and maintenance safety.

General ordering data

Type	AEP AP12	Version
Order No.	1988300000	A-series, End plate
GTIN (EAN)	4050118372786	
Qty.	20 pc(s).	

AAP12 10/4X2.5 LO-LI RD

Weidmüller Interface GmbH & Co. KG

Klingenbergstraße 26

D-32758 Detmold

Germany

www.weidmueller.com

Accessories

WS 8/10



WS/ DEK


MultiMark terminal markers use an innovative composite material made from two components. The hard base contour of the marker snaps securely into the connector. The elastic surface finish makes the marker easy to mount. This specially punched material enables the strips to be stretched to accommodate the slight variations in spacing that tend to add up, especially with long terminal blocks. Another advantage: the excellent printability of the surface material guarantees durable and wear-resistant labelling. A print resolution of 300 dpi also produces a very legible script.

Your benefits with MultiMark

- Firm hold and durable printing
- Continuous strips save installation time
- Easy mounting thanks to an innovative composite material
- Large label field for optimal legibility
- High flexibility thanks to manufacturer independence

General ordering data

Type	WS-A 8/10 MM WS	Version
Order No.	2619890000	WS, Terminal marker, 8 x 10 mm, Weidmueller, white
GTIN (EAN)	4050118626193	
Qty.	350 pc(s).	

2.5 mm²

The plug-in cross-connections feature easy handling and quick installation. This saves a great deal of time during installation in comparison with screwed solutions.

General ordering data

Type	ZQV 2.5N/3 BL	Version
Order No.	1527770000	Cross-connector (terminal), Plugged, Number of poles: 3, Pitch in mm
GTIN (EAN)	4050118448641	(P): 5.10, Insulated: Yes, 24 A, blue
Qty.	60 pc(s).	
Type	ZQV 2.5N/6	Version
Order No.	1527630000	Cross-connector (terminal), Plugged, Number of poles: 6, Pitch in mm
GTIN (EAN)	4050118448429	(P): 5.10, Insulated: Yes, 24 A, orange
Qty.	20 pc(s).	

AAP12 10/4X2.5 LO-LI RD

Weidmüller Interface GmbH & Co. KG

Klingenbergstraße 26

D-32758 Detmold

Germany

www.weidmueller.com

Accessories

Type	ZQV 2.5N/2	Version
Order No.	1527540000	Cross-connector (terminal), Plugged, Number of poles: 2, Pitch in mm
GTIN (EAN)	4050118448467	(P): 5.10, Insulated: Yes, 24 A, orange
Qty.	60 pc(s).	
Type	ZQV 2.5N/7	Version
Order No.	1527640000	Cross-connector (terminal), Plugged, Number of poles: 7, Pitch in mm
GTIN (EAN)	4050118448412	(P): 5.10, Insulated: Yes, 24 A, orange
Qty.	20 pc(s).	
Type	ZQV 2.5N/5 RD	Version
Order No.	2108710000	Cross-connector (terminal), Plugged, Number of poles: 5, Pitch in mm
GTIN (EAN)	4050118448511	(P): 5.10, Insulated: Yes, 24 A, red
Qty.	20 pc(s).	
Type	ZQV 2.5N/7 BL	Version
Order No.	1527830000	Cross-connector (terminal), Plugged, Number of poles: 7, Pitch in mm
GTIN (EAN)	4050118448603	(P): 5.10, Insulated: Yes, 24 A, blue
Qty.	20 pc(s).	
Type	ZQV 2.5N/9	Version
Order No.	1527680000	Cross-connector (terminal), Plugged, Number of poles: 9, Pitch in mm
GTIN (EAN)	4050118447996	(P): 5.10, Insulated: Yes, 24 A, orange
Qty.	20 pc(s).	
Type	ZQV 2.5N/4	Version
Order No.	1527590000	Cross-connector (terminal), Plugged, Number of poles: 4, Pitch in mm
GTIN (EAN)	4050118448443	(P): 5.10, Insulated: Yes, 24 A, orange
Qty.	60 pc(s).	
Type	ZQV 2.5N/10 BL	Version
Order No.	1527880000	Cross-connector (terminal), Plugged, Number of poles: 10, Pitch in mm
GTIN (EAN)	4050118448573	(P): 5.10, Insulated: Yes, 24 A, blue
Qty.	20 pc(s).	
Type	ZQV 2.5N/2 BL	Version
Order No.	1527740000	Cross-connector (terminal), Plugged, Number of poles: 2, Pitch in mm
GTIN (EAN)	4050118448658	(P): 5.10, Insulated: Yes, 24 A, blue
Qty.	60 pc(s).	
Type	ZQV 2.5N/20 BL	Version
Order No.	1527890000	Cross-connector (terminal), Plugged, Number of poles: 20, Pitch in mm
GTIN (EAN)	4050118448566	(P): 5.10, Insulated: Yes, 24 A, blue
Qty.	20 pc(s).	
Type	ZQV 2.5N/50 BL	Version
Order No.	1527920000	Cross-connector (terminal), Plugged, Number of poles: 50, Pitch in mm
GTIN (EAN)	4050118448559	(P): 5.10, Insulated: Yes, 24 A, blue
Qty.	5 pc(s).	
Type	ZQV 2.5N/20 RD	Version
Order No.	2108920000	Cross-connector (terminal), Plugged, Number of poles: 20, Pitch in mm
GTIN (EAN)	4050118485899	(P): 5.10, Insulated: Yes, 24 A, red
Qty.	20 pc(s).	
Type	ZQV 2.5N/4 BL	Version
Order No.	1527780000	Cross-connector (terminal), Plugged, Number of poles: 4, Pitch in mm
GTIN (EAN)	4050118448634	(P): 5.10, Insulated: Yes, 24 A, blue
Qty.	60 pc(s).	
Type	ZQV 2.5N/2 RD	Version
Order No.	2108470000	Cross-connector (terminal), Plugged, Number of poles: 2, Pitch in mm
GTIN (EAN)	4050118448542	(P): 5.10, Insulated: Yes, 24 A, red
Qty.	60 pc(s).	

Creation date July 5, 2024 3:23:06 AM CEST

Catalogue status 29.06.2024 / We reserve the right to make technical changes.

10

AAP12 10/4X2.5 LO-LI RD

Weidmüller Interface GmbH & Co. KG

Klingenbergstraße 26

D-32758 Detmold

Germany

www.weidmueller.com

Accessories

Type	ZQV 2.5N/7 RD	Version
Order No.	2108810000	Cross-connector (terminal), Plugged, Number of poles: 7, Pitch in mm
GTIN (EAN)	4050118448498	(P): 5.10, Insulated: Yes, 24 A, red
Qty.	20 pc(s).	
Type	ZQV 2.5N/8	Version
Order No.	1527670000	Cross-connector (terminal), Plugged, Number of poles: 8, Pitch in mm
GTIN (EAN)	4050118448405	(P): 5.10, Insulated: Yes, 24 A, orange
Qty.	20 pc(s).	
Type	ZQV 2.5N/10	Version
Order No.	1527690000	Cross-connector (terminal), Plugged, Number of poles: 10, Pitch in mm
GTIN (EAN)	4050118447989	(P): 5.10, Insulated: Yes, 24 A, orange
Qty.	20 pc(s).	
Type	ZQV 2.5N/6 BL	Version
Order No.	1527820000	Cross-connector (terminal), Plugged, Number of poles: 6, Pitch in mm
GTIN (EAN)	4050118448610	(P): 5.10, Insulated: Yes, 24 A, blue
Qty.	20 pc(s).	
Type	ZQV 2.5N/50	Version
Order No.	1527730000	Cross-connector (terminal), Plugged, Number of poles: 50, Pitch in mm
GTIN (EAN)	4050118411362	(P): 5.10, Insulated: Yes, 24 A, orange
Qty.	5 pc(s).	
Type	ZQV 2.5N/8 RD	Version
Order No.	2108870000	Cross-connector (terminal), Plugged, Number of poles: 8, Pitch in mm
GTIN (EAN)	4050118448481	(P): 5.10, Insulated: Yes, 24 A, red
Qty.	20 pc(s).	
Type	ZQV 2.5N/5 BL	Version
Order No.	1527790000	Cross-connector (terminal), Plugged, Number of poles: 5, Pitch in mm
GTIN (EAN)	4050118448627	(P): 5.10, Insulated: Yes, 24 A, blue
Qty.	20 pc(s).	
Type	ZQV 2.5N/10 RD	Version
Order No.	2108910000	Cross-connector (terminal), Plugged, Number of poles: 10, Pitch in mm
GTIN (EAN)	4050118486018	(P): 5.10, Insulated: Yes, 24 A, red
Qty.	20 pc(s).	
Type	ZQV 2.5N/3 RD	Version
Order No.	2108690000	Cross-connector (terminal), Plugged, Number of poles: 3, Pitch in mm
GTIN (EAN)	4050118448535	(P): 5.10, Insulated: Yes, 24 A, red
Qty.	60 pc(s).	
Type	ZQV 2.5N/5	Version
Order No.	1527620000	Cross-connector (terminal), Plugged, Number of poles: 5, Pitch in mm
GTIN (EAN)	4050118448436	(P): 5.10, Insulated: Yes, 24 A, orange
Qty.	20 pc(s).	
Type	ZQV 2.5N/50 RD	Version
Order No.	2109000000	Cross-connector (terminal), Plugged, Number of poles: 50, Pitch in mm
GTIN (EAN)	4050118486001	(P): 5.10, Insulated: Yes, 24 A, red
Qty.	5 pc(s).	
Type	ZQV 2.5N/6 RD	Version
Order No.	2108720000	Cross-connector (terminal), Plugged, Number of poles: 6, Pitch in mm
GTIN (EAN)	4050118448504	(P): 5.10, Insulated: Yes, 24 A, red
Qty.	20 pc(s).	
Type	ZQV 2.5N/4 RD	Version
Order No.	2108700000	Cross-connector (terminal), Plugged, Number of poles: 4, Pitch in mm
GTIN (EAN)	4050118448528	(P): 5.10, Insulated: Yes, 24 A, red
Qty.	60 pc(s).	

Creation date July 5, 2024 3:23:06 AM CEST

Catalogue status 29.06.2024 / We reserve the right to make technical changes.

11

AAP12 10/4X2.5 LO-LI RD

Weidmüller Interface GmbH & Co. KG

Klingenbergstraße 26

D-32758 Detmold

Germany

www.weidmueller.com

Accessories

Type	ZQV 2.5N/9 RD	Version
Order No.	2108900000	Cross-connector (terminal), Plugged, Number of poles: 9, Pitch in mm
GTIN (EAN)	4050118448474	(P): 5.10, Insulated: Yes, 24 A, red
Qty.	20 pc(s).	
Type	ZQV 2.5N/20	Version
Order No.	1527720000	Cross-connector (terminal), Plugged, Number of poles: 20, Pitch in mm
GTIN (EAN)	4050118447972	(P): 5.10, Insulated: Yes, 24 A, orange
Qty.	20 pc(s).	
Type	ZQV 2.5N/9 BL	Version
Order No.	1527870000	Cross-connector (terminal), Plugged, Number of poles: 9, Pitch in mm
GTIN (EAN)	4050118448580	(P): 5.10, Insulated: Yes, 24 A, blue
Qty.	20 pc(s).	
Type	ZQV 2.5N/8 BL	Version
Order No.	1527840000	Cross-connector (terminal), Plugged, Number of poles: 8, Pitch in mm
GTIN (EAN)	4050118448597	(P): 5.10, Insulated: Yes, 24 A, blue
Qty.	20 pc(s).	
Type	ZQV 2.5N/3	Version
Order No.	1527570000	Cross-connector (terminal), Plugged, Number of poles: 3, Pitch in mm
GTIN (EAN)	4050118448450	(P): 5.10, Insulated: Yes, 24 A, orange
Qty.	60 pc(s).	

A-Series



A partition plate is used for the optical separation of circuits or used for electrical isolation from neighbouring cross-connectors. In contrast to the end plate, the contour can be larger than the adjacent terminal blocks. However, it should not be smaller, as otherwise the required clearance and creepage distances within the application can no longer be maintained.

General ordering data

Type	APP 3	Version
Order No.	2489100000	A-series, Partition plate
GTIN (EAN)	4050118499315	
Qty.	50 pc(s).	

AAP12 10/4X2.5 LO-LI RD

Weidmüller Interface GmbH & Co. KG

Klingenbergstraße 26

D-32758 Detmold

Germany

www.weidmueller.com

Accessories

Digital current clamp devices




Digital current clamp devices and attachments and adapters are used for measuring AC and DC currents. The significant advantage of these devices is that you can make a measurement without breaking the flow of current.

General ordering data

Type	ZUB MULTIMETER	Version
Order No.	9205270000	Multimeter
GTIN (EAN)	4032248723522	
Qty.	1 pc(s).	

Blank



WS markers are the perfect match for the W-series connectors. Thanks to their system compatibility, the WS tags can also be used with the I-series and the Z-series. The large marking surfaces do not only permit long character strings but also multi-line text. WS markers are ideal for labels with long, customised character strings. Thanks to the proven MultiCard format, printing with PrintJet CONNECT oder/or Plotter is possible.

- Can be fitted in strips or individually
- Markers in proven MultiCard format

For custom printing: Please send us a file of our labeling software M-Print PRO or M-Print PRO Online (without installation) for your labeling specifications.

General ordering data

Type	WS 10/8 PLUS MC NE WS	Version
Order No.	1905950000	WS, Terminal marker, 10 x 8 mm, Pitch in mm (P): 8.00 Weidmueller,
GTIN (EAN)	4032248528103	white
Qty.	420 pc(s).	

AAP12 10/4X2.5 LO-LI RD

Weidmüller Interface GmbH & Co. KG

Klingenbergstraße 26

D-32758 Detmold

Germany

www.weidmueller.com

Accessories

Slotted screwdriver



VDE insulated screwdriver sets, for working on live parts up to 1000 V AC and 1500 V DC, DIN EN 60900. IEC 900. Each piece is "GS" safety tested. Blade made from fully hardened, high-alloy chromium-vanadium-molybdenum steel, gun-metal finish.

General ordering data

Type	SDIS SLIM 0.6X3.5X100	Version
Order No.	2749610000	Mounting tool, Blade width (B): 3.5 mm, Blade length: 100 mm, Blade
GTIN (EAN)	4050118896350	thickness (A): 0.6 mm
Qty.	1 pc(s).	

A-Series



Weidmüller's range of products includes end brackets that guarantee a permanent, reliable mounting on the terminal rail and prevent sliding. Versions with and without screws are available. The end brackets include marking options, also for group markers, and also a test plug holder.

General ordering data

Type	AEB 35 SCL/1 V0 BK	Version
Order No.	2661300000	A-series, End bracket
GTIN (EAN)	4050118702187	
Qty.	20 pc(s).	
Type	AEB 35 SCL/1 V0	Version
Order No.	2661280000	A-series, End bracket
GTIN (EAN)	4050118702163	
Qty.	20 pc(s).	
Type	AEB 35 SCL/1 V0 GY	Version
Order No.	2661290000	A-series, End bracket
GTIN (EAN)	4050118702170	
Qty.	20 pc(s).	
Type	AEB 35 SC/1 BK	Version
Order No.	2475310000	A-series, End bracket
GTIN (EAN)	4050118487114	
Qty.	50 pc(s).	
Type	AEB 35 SC/1	Version
Order No.	1991920000	A-series, End bracket
GTIN (EAN)	4050118376722	
Qty.	50 pc(s).	

AAP12 10/4X2.5 LO-LI RD

Weidmüller Interface GmbH & Co. KG

Klingenbergstraße 26

D-32758 Detmold

Germany

www.weidmueller.com

Accessories

Plus



The Dekafix (DEK) marker is the universal marker for all conductor and plug-in connectors as well as for electronic sub-assemblies. The system is ideal for short number sequences and covers a wide range of ready-printed markers.

Strips for fast installation in only one work step. The printing is easy to read, rich in contrast and available in various widths.

- Large range of ready-to-use markers
- Strips for fast installation
- Terminal markers, suitable for all Weidmüller cable connectors
- Available as blank MultiCard or with standard printing

For custom printing: Please send us a file of our labeling software M-Print PRO or M-Print PRO Online (without installation) for your labeling specifications.

General ordering data

Type	DEK 5/8 PLUS MC NE WS	Version
Order No.	1046350000	Dekafix, Terminal marker, 5 x 8 mm, Pitch in mm (P): 8.00
GTIN (EAN)	4032248782055	Weidmueller, white
Qty.	800 pc(s).	

Marker holder



The marker holder offer the possibility of additional mounting of standard markers with a pitch of 5 or 5.1 mm. The angled holders can be optionally snapped together and could be mounted in all standard marking channels of the Klippon[®] Connect modular terminal blocks. Fitting marker types could be found under the respective accessories of the designation marking holder.

General ordering data

Type	BZT 1 WS 10/5	Version
Order No.	1805490000	Accessories, Marker holder
GTIN (EAN)	4032248270231	
Qty.	100 pc(s).	

Type	BZT 1 ZA WS 10/5	Version
Order No.	1805520000	Accessories, Marker holder
GTIN (EAN)	4032248270248	
Qty.	100 pc(s).	

AAP12 10/4X2.5 LO-LI RD**Weidmüller Interface GmbH & Co. KG**

Klingenbergstraße 26

D-32758 Detmold

Germany

www.weidmueller.com**Accessories****A-Series**

Warning covers with a flash symbol provide more safety for man and machine. They are used where external voltage must be indicated within the application.

General ordering data

Type	AAM 10 YE FLASH	Version
Order No.	2635580000	Terminal marker, 14 x 10 mm, yellow
GTIN (EAN)	4050118674521	
Qty.	40 pc(s).	