


**AAP14 10 LO-LO****Weidmüller Interface GmbH & Co. KG**

Klingenbergstraße 26

D-32758 Detmold

Germany

[www.weidmueller.com](http://www.weidmueller.com)**Product image**

The unique modular concept can be tailored to every type of machine. The potential distribution terminal blocks AAP are successful thanks to their uniform design with two possible constructions – alternating or grouped. With the alternating design of the control voltage distribution, both potentials are located on only one terminal block.

**General ordering data**

Version	Supply terminal, PUSH IN, 10 mm <sup>2</sup> , 500 V, 57 A, dark beige
Order No.	<a href="#">1988250000</a>
Type	AAP14 10 LO-LO
GTIN (EAN)	4050118373011
Qty.	20 pc(s).

## AAP14 10 LO-LO

Weidmüller Interface GmbH &amp; Co. KG

Klingenbergstraße 26

D-32758 Detmold

Germany

www.weidmueller.com

## Technical data

## Dimensions and weights

Depth	53.5 mm	Depth (inches)	2.106 inch
Depth including DIN rail	54 mm	Height	94 mm
Height (inches)	3.701 inch	Width	10 mm
Width (inches)	0.394 inch	Net weight	37.965 g

## Temperatures

Storage temperature	-25 °C...55 °C	Continuous operating temp., min.	-60 °C
Continuous operating temp., max.	130 °C		

## Material data

Material	Wemid	Colour	dark beige
Colour of operational elements	red / blue	UL 94 flammability rating	V-0

## Rating data IECEx/ATEX

Certificate No. (ATEX)	TUEV17ATEX8030U	Certificate No. (IECEX)	IECEXTUR17.0015U
Max. voltage (ATEX)	352 V	Current (ATEX)	45 A
Wire cross section max. (ATEX)	10 mm <sup>2</sup>	Max. voltage (IECEX)	352 V
Current (IECEX)	45 A	Wire cross section max. (IECEX)	10 mm <sup>2</sup>
Marking EN 60079-7	Ex ec II C Gc	Ex 2014/34/EU label	II 2 G D

## System specifications

End cover plate required	Yes	Number of potentials	2
Number of levels	1	Number of clamping points per level	2
Number of potentials per tier	2	Levels cross-connected internally	No
PE connection	No	Rail	TS 35
N-function	No	PE function	No
PEN function	No		

## Additional technical data

Explosion-tested version	Yes	Installation advice	Rail
Open sides	right	Snap-on	No
Type of fixing	Snap-on	Type of mounting	TS 35
With snap-in pegs	No		

## CSA rating data

Certificate No. (CSA)	200039-70089609	Current size B (CSA)	51 A
Current size C (CSA)	51 A	Current size D (CSA)	15 A
Voltage size B (CSA)	150 V	Voltage size C (CSA)	150 V
Voltage size D (CSA)	150 V	Wire cross section max. (CSA)	6 AWG
Wire cross section min. (CSA)	20 AWG		

## Conductors for clamping (additional connection)

Connection type, additional connection PUSH IN

## Conductors for clamping (rated connection)

Blade size	1.0 x 5.5 mm
Clamping range, max.	10 mm <sup>2</sup>

Creation date July 5, 2024 1:06:57 AM CEST

## AAP14 10 LO-LO

Weidmüller Interface GmbH &amp; Co. KG

Klingenbergstraße 26

D-32758 Detmold

Germany

www.weidmueller.com

## Technical data

Clamping range, min.	0.5 mm <sup>2</sup>		
Connection cross-section, stranded, max.	10 mm <sup>2</sup>		
Connection cross-section, stranded, min.	0.5 mm <sup>2</sup>		
Connection direction	top		
Gauge to IEC 60947-1	A6		
Number of connections	2		
Stripping length	18 mm		
Tube length for twin wire-end ferrule	Tube length	nominal	18 mm
	Cross-section for conductor connection	min.	0.75 mm <sup>2</sup>
		max.	1 mm <sup>2</sup>
	Tube length	max.	18 mm
		min.	12 mm
	Cross-section for conductor connection	min.	1.5 mm <sup>2</sup>
		max.	4 mm <sup>2</sup>
Tube length for wire-end ferrule with plastic collar DIN 46228/4	Tube length	min.	18 mm
	Cross-section for conductor connection	min.	1.5 mm <sup>2</sup>
		max.	4 mm <sup>2</sup>
	Tube length	max.	18 mm
		min.	12 mm
	Cross-section for conductor connection	min.	6 mm <sup>2</sup>
		max.	10 mm <sup>2</sup>
Tube length for wire-end ferrule without plastic collar DIN 46228/1	Tube length	nominal	18 mm
	Cross-section for conductor connection	min.	1.5 mm <sup>2</sup>
		max.	10 mm <sup>2</sup>
Twin wire-end ferrules, max.	4 mm <sup>2</sup>		
Twin wire-end ferrules, min.	0.5 mm <sup>2</sup>		
Type of connection	PUSH IN		
Wire connection cross section AWG, max.	AWG 6		
Wire connection cross section AWG, min.	AWG 20		
Wire connection cross section, finely stranded, max.	10 mm <sup>2</sup>		
Wire connection cross section, finely stranded, min.	0.5 mm <sup>2</sup>		
Wire connection cross-section, finely stranded with wire-end ferrules DIN 46228/1, max.	10 mm <sup>2</sup>		
Wire connection cross-section, finely stranded with wire-end ferrules DIN 46228/1, min.	0.5 mm <sup>2</sup>		
Wire connection cross-section, finely stranded with wire-end ferrules DIN 46228/4, max.	10 mm <sup>2</sup>		
Wire connection cross-section, finely stranded with wire-end ferrules DIN 46228/4, min.	0.5 mm <sup>2</sup>		
Wire connection cross-section, solid core, max.	10 mm <sup>2</sup>		
Wire connection cross-section, solid core, min.	0.5 mm <sup>2</sup>		

## General

Installation advice	Rail	Rail	TS 35
Standards	In accordance with IEC 60947-7-1	Wire connection cross section AWG, max.	AWG 6
Wire connection cross section AWG, min.	AWG 20		

Creation date July 5, 2024 1:06:57 AM CEST

## AAP14 10 LO-LO

Weidmüller Interface GmbH &amp; Co. KG

Klingenbergstraße 26

D-32758 Detmold

Germany

www.weidmueller.com

## Technical data

## Rating data

Rated cross-section	10 mm <sup>2</sup>	Rated voltage	500 V
Rated DC voltage	500 V	Rated current	57 A
Current at maximum wires	57 A	Standards	In accordance with IEC 60947-7-1
Volume resistance according to IEC 60947-7-x	0.56 mΩ	Rated impulse withstand voltage	6 kV
Power loss in accordance with IEC 60947-7-x	1.82 W	Pollution severity	3
Surge voltage category	III		

## UL rating data

Certificate No. (cURus)	E60693	Conductor size Factory wiring max. (cURus)	6 AWG
Conductor size Factory wiring min. (cURus)	20 AWG	Conductor size Field wiring max. (cURus)	6 AWG
Conductor size Field wiring min. (cURus)	20 AWG	Current size B (cURus)	51 A
Current size C (cURus)	51 A	Current size D (cURus)	10 A
Voltage size B (cURus)	150 V	Voltage size C (cURus)	150 V
Voltage size D (cURus)	300 V		

## Classifications

ETIM 6.0	EC000897	ETIM 7.0	EC000897
ETIM 8.0	EC000897	ETIM 9.0	EC000897
ECLASS 9.0	27-14-11-20	ECLASS 9.1	27-14-11-20
ECLASS 10.0	27-14-11-20	ECLASS 11.0	27-14-11-20
ECLASS 12.0	27-14-11-20	ECLASS 13.0	27-25-01-01

## Environmental Product Compliance

REACH SVHC /

## Approvals

Approvals



ROHS	Conform
UL File Number Search	UL Website
Certificate No. (cURus)	E60693

**AAP14 10 LO-LO****Weidmüller Interface GmbH & Co. KG**

Klingenbergstraße 26

D-32758 Detmold

Germany

[www.weidmueller.com](http://www.weidmueller.com)**Technical data****Downloads**


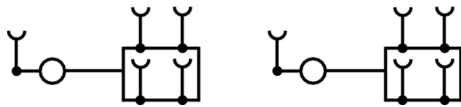
Approval/Certificate/Document of Conformity	<a href="#">Attestation of Conformity</a>
	<a href="#">IECEX Certificate</a>
	<a href="#">ATEX Certificate</a>
	<a href="#">DNVGL certificate</a>
	<a href="#">BV certificate</a>
	<a href="#">CCC Ex Certificate</a>
	<a href="#">20-AV4BO-0271U</a>
	<a href="#">CE Declaration of Conformity</a>
	<a href="#">UKCA declaration of conformity</a>
	<a href="#">Confirmation of Standards EN 45545-2_2020-10</a>
Engineering Data	<a href="#">CAD data – STEP</a>
Engineering Data	<a href="#">Zuken E3.S</a>
Tender specification	<a href="#">Klippon® Connect 1988250000 EN</a>
	<a href="#">Klippon® Connect 1988250000 DE</a>
User Documentation	<a href="#">NTI AAP14</a>
	<a href="#">StorageConditionsTerminalBlocks</a>
	<a href="#">AAP Terminal Blocks for control voltage distribution</a>
	<a href="#">User Manual AXC 1.5-16</a>
Catalogues	<a href="#">Catalogues in PDF-format</a>
Brochures	

## AAP14 10 LO-LO

**Weidmüller Interface GmbH & Co. KG**  
Klingenbergstraße 26  
D-32758 Detmold  
Germany

[www.weidmueller.com](http://www.weidmueller.com)

## Drawings



## AAP14 10 LO-LO

Weidmüller Interface GmbH &amp; Co. KG

Klingenbergstraße 26

D-32758 Detmold

Germany

www.weidmueller.com

## Accessories

## Blank



The Dekafix (DEK) marker is the universal marker for all conductor and plug-in connectors as well as for electronic sub-assemblies. The system is ideal for short number sequences and covers a wide range of ready-printed markers.

Strips for fast installation in only one work step. The printing is easy to read, rich in contrast and available in various widths.

- Large range of ready-to-use markers
- Strips for fast installation
- Terminal markers, suitable for all Weidmüller cable connectors
- Available as blank MultiCard or with standard printing

**For custom printing:** Please send us a file of our labeling software M-Print PRO or M-Print PRO Online (without installation) for your labeling specifications.

## General ordering data

Type	DEK 5/8 MC NE WS	Version
Order No.	<a href="#">1856740000</a>	Dekafix, Terminal marker, 5 x 8 mm, Pitch in mm (P): 8.00
GTIN (EAN)	4032248400850	Weidmueller, white
Qty.	800 pc(s).	

## Plus



The Dekafix (DEK) marker is the universal marker for all conductor and plug-in connectors as well as for electronic sub-assemblies. The system is ideal for short number sequences and covers a wide range of ready-printed markers.

Strips for fast installation in only one work step. The printing is easy to read, rich in contrast and available in various widths.

- Large range of ready-to-use markers
- Strips for fast installation
- Terminal markers, suitable for all Weidmüller cable connectors
- Available as blank MultiCard or with standard printing

**For custom printing:** Please send us a file of our labeling software M-Print PRO or M-Print PRO Online (without installation) for your labeling specifications.

## General ordering data

Type	DEK 5/5 PLUS MC NE WS	Version
Order No.	<a href="#">1854490000</a>	Dekafix, Terminal marker, 5 x 5 mm, Pitch in mm (P): 5.00
GTIN (EAN)	4032248393596	Weidmueller, white
Qty.	1,000 pc(s).	

**AAP14 10 LO-LO****Weidmüller Interface GmbH & Co. KG**

Klingenbergstraße 26

D-32758 Detmold

Germany

[www.weidmueller.com](http://www.weidmueller.com)**Accessories****A-Series**

Uniform inspection and test taps, consistent cross-connections, efficient markers, and timesaving PUSH IN connection technology make the A-Series particularly future-proof. The innovative design with clearly delineated functional areas and coloured pushers ensures maximum connection and maintenance safety.

**General ordering data**

Type	AEP AP14	Version
Order No.	<a href="#">1988340000</a>	A-series, End plate
GTIN (EAN)	4050118373103	
Qty.	20 pc(s).	

**10 mm<sup>2</sup> to 2.5 mm<sup>2</sup>**

The unique modular concept can be tailored to every type of machine. The potential distribution terminal blocks AAP are successful thanks to their uniform design with two possible constructions – alternating or grouped. With the alternating design of the control voltage distribution, both potentials are located on only one terminal block.

**General ordering data**

Type	AAP14 2.5 LI-LI	Version
Order No.	<a href="#">1988230000</a>	Modular distribution terminals, PUSH IN, 2.5 mm <sup>2</sup> , 500 V, 24 A, dark
GTIN (EAN)	4050118372946	beige
Qty.	50 pc(s).	



**AAP14 10 LO-LO****Weidmüller Interface GmbH & Co. KG**

Klingenbergstraße 26

D-32758 Detmold

Germany

[www.weidmueller.com](http://www.weidmueller.com)**Accessories****Custom printing**

The Dekafix (DEK) marker is the universal marker for all conductor and plug-in connectors as well as for electronic sub-assemblies. The system is ideal for short number sequences and covers a wide range of ready-printed markers.

Strips for fast installation in only one work step. The printing is easy to read, rich in contrast and available in various widths.

- Large range of ready-to-use markers
- Strips for fast installation
- Terminal markers, suitable for all Weidmüller cable connectors
- Available as blank MultiCard or with standard printing

**For custom printing:** Please send us a file of our labeling software M-Print PRO or M-Print PRO Online (without installation) for your labeling specifications.

**General ordering data**

Type	DEK 5/8 PLUS MC SDR	Version
Order No.	<a href="#">1046370000</a>	Dekafix, Terminal marker, 5 x 8 mm, Pitch in mm (P): 8.00
GTIN (EAN)	4032248782079	Weidmueller, To customer specification
Qty.	160 pc(s).	
Type	DEK 5/8 MC SDR	Version
Order No.	<a href="#">1856750000</a>	Dekafix, Terminal marker, 5 x 8 mm, Pitch in mm (P): 8.00
GTIN (EAN)	4032248400867	Weidmueller, To customer specification
Qty.	160 pc(s).	

## AAP14 10 LO-LO

Weidmüller Interface GmbH &amp; Co. KG

Klingenbergstraße 26

D-32758 Detmold

Germany

www.weidmueller.com

## Accessories

## WS 8/10



## WS/ DEK

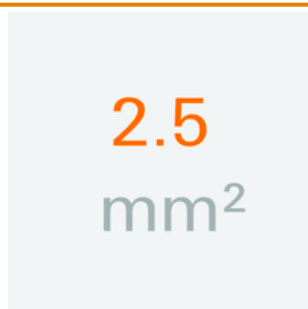
MultiMark terminal markers use an innovative composite material made from two components. The hard base contour of the marker snaps securely into the connector. The elastic surface finish makes the marker easy to mount. This specially punched material enables the strips to be stretched to accommodate the slight variations in spacing that tend to add up, especially with long terminal blocks. Another advantage: the excellent printability of the surface material guarantees durable and wear-resistant labelling. A print resolution of 300 dpi also produces a very legible script.

## Your benefits with MultiMark

- Firm hold and durable printing
- Continuous strips save installation time
- Easy mounting thanks to an innovative composite material
- Large label field for optimal legibility
- High flexibility thanks to manufacturer independence

## General ordering data

Type	WS-A 8/10 MM WS	Version
Order No.	<a href="#">2619890000</a>	WS, Terminal marker, 8 x 10 mm, Weidmueller, white
GTIN (EAN)	4050118626193	
Qty.	350 pc(s).	

2.5 mm<sup>2</sup>

The plug-in cross-connections feature easy handling and quick installation. This saves a great deal of time during installation in comparison with screwed solutions.

## General ordering data

Type	ZQV 2.5N/3 BL	Version
Order No.	<a href="#">1527770000</a>	Cross-connector (terminal), Plugged, Number of poles: 3, Pitch in mm
GTIN (EAN)	4050118448641	(P): 5.10, Insulated: Yes, 24 A, blue
Qty.	60 pc(s).	
Type	ZQV 2.5N/8 RD	Version
Order No.	<a href="#">2108870000</a>	Cross-connector (terminal), Plugged, Number of poles: 8, Pitch in mm
GTIN (EAN)	4050118448481	(P): 5.10, Insulated: Yes, 24 A, red
Qty.	20 pc(s).	

## AAP14 10 LO-LO

Weidmüller Interface GmbH &amp; Co. KG

Klingenbergstraße 26

D-32758 Detmold

Germany

www.weidmueller.com

## Accessories

Type	ZQV 2.5N/5 BL	Version
Order No.	<a href="#">1527790000</a>	Cross-connector (terminal), Plugged, Number of poles: 5, Pitch in mm
GTIN (EAN)	4050118448627	(P): 5.10, Insulated: Yes, 24 A, blue
Qty.	20 pc(s).	
Type	ZQV 2.5N/10 RD	Version
Order No.	<a href="#">2108910000</a>	Cross-connector (terminal), Plugged, Number of poles: 10, Pitch in mm
GTIN (EAN)	4050118486018	(P): 5.10, Insulated: Yes, 24 A, red
Qty.	20 pc(s).	
Type	ZQV 2.5N/5 RD	Version
Order No.	<a href="#">2108710000</a>	Cross-connector (terminal), Plugged, Number of poles: 5, Pitch in mm
GTIN (EAN)	4050118448511	(P): 5.10, Insulated: Yes, 24 A, red
Qty.	20 pc(s).	
Type	ZQV 2.5N/7 BL	Version
Order No.	<a href="#">1527830000</a>	Cross-connector (terminal), Plugged, Number of poles: 7, Pitch in mm
GTIN (EAN)	4050118448603	(P): 5.10, Insulated: Yes, 24 A, blue
Qty.	20 pc(s).	
Type	ZQV 2.5N/2 BL	Version
Order No.	<a href="#">1527740000</a>	Cross-connector (terminal), Plugged, Number of poles: 2, Pitch in mm
GTIN (EAN)	4050118448658	(P): 5.10, Insulated: Yes, 24 A, blue
Qty.	60 pc(s).	
Type	ZQV 2.5N/10 BL	Version
Order No.	<a href="#">1527880000</a>	Cross-connector (terminal), Plugged, Number of poles: 10, Pitch in mm
GTIN (EAN)	4050118448573	(P): 5.10, Insulated: Yes, 24 A, blue
Qty.	20 pc(s).	
Type	ZQV 2.5N/20 BL	Version
Order No.	<a href="#">1527890000</a>	Cross-connector (terminal), Plugged, Number of poles: 20, Pitch in mm
GTIN (EAN)	4050118448566	(P): 5.10, Insulated: Yes, 24 A, blue
Qty.	20 pc(s).	
Type	ZQV 2.5N/3 RD	Version
Order No.	<a href="#">2108690000</a>	Cross-connector (terminal), Plugged, Number of poles: 3, Pitch in mm
GTIN (EAN)	4050118448535	(P): 5.10, Insulated: Yes, 24 A, red
Qty.	60 pc(s).	
Type	ZQV 2.5N/6 RD	Version
Order No.	<a href="#">2108720000</a>	Cross-connector (terminal), Plugged, Number of poles: 6, Pitch in mm
GTIN (EAN)	4050118448504	(P): 5.10, Insulated: Yes, 24 A, red
Qty.	20 pc(s).	
Type	ZQV 2.5N/50 BL	Version
Order No.	<a href="#">1527920000</a>	Cross-connector (terminal), Plugged, Number of poles: 50, Pitch in mm
GTIN (EAN)	4050118448559	(P): 5.10, Insulated: Yes, 24 A, blue
Qty.	5 pc(s).	
Type	ZQV 2.5N/50 RD	Version
Order No.	<a href="#">2109000000</a>	Cross-connector (terminal), Plugged, Number of poles: 50, Pitch in mm
GTIN (EAN)	4050118486001	(P): 5.10, Insulated: Yes, 24 A, red
Qty.	5 pc(s).	
Type	ZQV 2.5N/4 RD	Version
Order No.	<a href="#">2108700000</a>	Cross-connector (terminal), Plugged, Number of poles: 4, Pitch in mm
GTIN (EAN)	4050118448528	(P): 5.10, Insulated: Yes, 24 A, red
Qty.	60 pc(s).	
Type	ZQV 2.5N/9 RD	Version
Order No.	<a href="#">2108900000</a>	Cross-connector (terminal), Plugged, Number of poles: 9, Pitch in mm
GTIN (EAN)	4050118448474	(P): 5.10, Insulated: Yes, 24 A, red
Qty.	20 pc(s).	

**AAP14 10 LO-LO****Weidmüller Interface GmbH & Co. KG**

Klingenbergstraße 26

D-32758 Detmold

Germany

[www.weidmueller.com](http://www.weidmueller.com)**Accessories**

Type	ZQV 2.5N/20 RD	Version
Order No.	<a href="#">2108920000</a>	Cross-connector (terminal), Plugged, Number of poles: 20, Pitch in mm
GTIN (EAN)	4050118485899	(P): 5.10, Insulated: Yes, 24 A, red
Qty.	20 pc(s).	
Type	ZQV 2.5N/4 BL	Version
Order No.	<a href="#">1527780000</a>	Cross-connector (terminal), Plugged, Number of poles: 4, Pitch in mm
GTIN (EAN)	4050118448634	(P): 5.10, Insulated: Yes, 24 A, blue
Qty.	60 pc(s).	
Type	ZQV 2.5N/2 RD	Version
Order No.	<a href="#">2108470000</a>	Cross-connector (terminal), Plugged, Number of poles: 2, Pitch in mm
GTIN (EAN)	4050118448542	(P): 5.10, Insulated: Yes, 24 A, red
Qty.	60 pc(s).	
Type	ZQV 2.5N/7 RD	Version
Order No.	<a href="#">2108810000</a>	Cross-connector (terminal), Plugged, Number of poles: 7, Pitch in mm
GTIN (EAN)	4050118448498	(P): 5.10, Insulated: Yes, 24 A, red
Qty.	20 pc(s).	
Type	ZQV 2.5N/9 BL	Version
Order No.	<a href="#">1527870000</a>	Cross-connector (terminal), Plugged, Number of poles: 9, Pitch in mm
GTIN (EAN)	4050118448580	(P): 5.10, Insulated: Yes, 24 A, blue
Qty.	20 pc(s).	
Type	ZQV 2.5N/6 BL	Version
Order No.	<a href="#">1527820000</a>	Cross-connector (terminal), Plugged, Number of poles: 6, Pitch in mm
GTIN (EAN)	4050118448610	(P): 5.10, Insulated: Yes, 24 A, blue
Qty.	20 pc(s).	
Type	ZQV 2.5N/8 BL	Version
Order No.	<a href="#">1527840000</a>	Cross-connector (terminal), Plugged, Number of poles: 8, Pitch in mm
GTIN (EAN)	4050118448597	(P): 5.10, Insulated: Yes, 24 A, blue
Qty.	20 pc(s).	

## AAP14 10 LO-LO

Weidmüller Interface GmbH &amp; Co. KG

Klingenbergstraße 26

D-32758 Detmold

Germany

www.weidmueller.com

## Accessories

## Blank



WS markers are the perfect match for the W-series connectors. Thanks to their system compatibility, the WS tags can also be used with the I-series and the Z-series. The large marking surfaces do not only permit long character strings but also multi-line text. WS markers are ideal for labels with long, customised character strings. Thanks to the proven MultiCard format, printing with PrintJet CONNECT oder/or Plotter is possible.

- Can be fitted in strips or individually
- Markers in proven MultiCard format

**For custom printing:** Please send us a file of our labeling software M-Print PRO or M-Print PRO Online (without installation) for your labeling specifications.

## General ordering data

Type	WS 10/8 PLUS MC NE WS	Version
Order No.	<a href="#">1905950000</a>	WS, Terminal marker, 10 x 8 mm, Pitch in mm (P): 8.00 Weidmueller,
GTIN (EAN)	4032248528103	white
Qty.	420 pc(s).	

## Digital current clamp devices



Digital current clamp devices and attachments and adapters are used for measuring AC and DC currents. The significant advantage of these devices is that you can make a measurement without breaking the flow of current.

## General ordering data

Type	ZUB MULTIMETER	Version
Order No.	<a href="#">9205270000</a>	Multimeter
GTIN (EAN)	4032248723522	
Qty.	1 pc(s).	

## AAP14 10 LO-LO

**Weidmüller Interface GmbH & Co. KG**  
 Klingenbergstraße 26  
 D-32758 Detmold  
 Germany

www.weidmueller.com

## Accessories

## DEK 5/8

**WS/ DEK**

MultiMark terminal markers use an innovative composite material made from two components. The hard base contour of the marker snaps securely into the connector. The elastic surface finish makes the marker easy to mount. This specially punched material enables the strips to be stretched to accommodate the slight variations in spacing that tend to add up, especially with long terminal blocks. Another advantage: the excellent printability of the surface material guarantees durable and wear-resistant labelling. A print resolution of 300 dpi also produces a very legible script.

**Your benefits with MultiMark**

- Firm hold and durable printing
- Continuous strips save installation time
- Easy mounting thanks to an innovative composite material
- Large label field for optimal legibility
- High flexibility thanks to manufacturer independence

**General ordering data**

Type	DEK 5/8 MM WS	Version
Order No.	<a href="#">2007130000</a>	Dekafix, Terminal marker, 5 x 8 mm, Weidmueller, white
GTIN (EAN)	4050118392012	
Qty.	500 pc(s).	

**Custom printing**

WS markers are the perfect match for the W-series connectors. Thanks to their system compatibility, the WS tags can also be used with the I-series and the Z-series. The large marking surfaces do not only permit long character strings but also multi-line text. WS markers are ideal for labels with long, customised character strings. Thanks to the proven MultiCard format, printing with PrintJet CONNECT oder/or Plotter is possible.

- Can be fitted in strips or individually
- Markers in proven MultiCard format

**For custom printing:** Please send us a file of our labeling software M-Print PRO or M-Print PRO Online (without installation) for your labeling specifications.

**General ordering data**

Type	WS 10/8 PLUS MC SDR	Version
Order No.	<a href="#">1906030000</a>	WS, Terminal marker, 10 x 8 mm, Pitch in mm (P): 8.00 Weidmueller,
GTIN (EAN)	4032248528196	To customer specification
Qty.	84 pc(s).	

## AAP14 10 LO-LO

Weidmüller Interface GmbH &amp; Co. KG

Klingenbergstraße 26

D-32758 Detmold

Germany

www.weidmueller.com

## Accessories

## Slotted screwdriver



VDE insulated screwdriver sets, for working on live parts up to 1000 V AC and 1500 V DC, DIN EN 60900. IEC 900. Each piece is "GS" safety tested. Blade made from fully hardened, high-alloy chromium-vanadium-molybdenum steel, gun-metal finish.

## General ordering data

Type	SDIS SLIM 0.6X3.5X100	Version
Order No.	<a href="#">2749610000</a>	Mounting tool, Blade width (B): 3.5 mm, Blade length: 100 mm, Blade
GTIN (EAN)	4050118896350	thickness (A): 0.6 mm
Qty.	1 pc(s).	

## A-Series



Weidmüller's range of products includes end brackets that guarantee a permanent, reliable mounting on the terminal rail and prevent sliding. Versions with and without screws are available. The end brackets include marking options, also for group markers, and also a test plug holder.

## General ordering data

Type	AEB 35 SCL/1 V0 BK	Version
Order No.	<a href="#">2661300000</a>	A-series, End bracket
GTIN (EAN)	4050118702187	
Qty.	20 pc(s).	
Type	AEB 35 SCL/1 V0	Version
Order No.	<a href="#">2661280000</a>	A-series, End bracket
GTIN (EAN)	4050118702163	
Qty.	20 pc(s).	
Type	AEB 35 SCL/1 V0 GY	Version
Order No.	<a href="#">2661290000</a>	A-series, End bracket
GTIN (EAN)	4050118702170	
Qty.	20 pc(s).	
Type	AEB 35 SC/1 BK	Version
Order No.	<a href="#">2475310000</a>	A-series, End bracket
GTIN (EAN)	4050118487114	
Qty.	50 pc(s).	
Type	AEB 35 SC/1	Version
Order No.	<a href="#">1991920000</a>	A-series, End bracket
GTIN (EAN)	4050118376722	
Qty.	50 pc(s).	

## AAP14 10 LO-LO

Weidmüller Interface GmbH &amp; Co. KG

Klingenbergstraße 26

D-32758 Detmold

Germany

www.weidmueller.com

## Accessories

## Plus



The Dekafix (DEK) marker is the universal marker for all conductor and plug-in connectors as well as for electronic sub-assemblies. The system is ideal for short number sequences and covers a wide range of ready-printed markers.

Strips for fast installation in only one work step. The printing is easy to read, rich in contrast and available in various widths.

- Large range of ready-to-use markers
- Strips for fast installation
- Terminal markers, suitable for all Weidmüller cable connectors
- Available as blank MultiCard or with standard printing

**For custom printing:** Please send us a file of our labeling software M-Print PRO or M-Print PRO Online (without installation) for your labeling specifications.

## General ordering data

Type	DEK 5/8 PLUS MC NE WS	Version
Order No.	<a href="#">1046350000</a>	Dekafix, Terminal marker, 5 x 8 mm, Pitch in mm (P): 8.00
GTIN (EAN)	4032248782055	Weidmueller, white
Qty.	800 pc(s).	

## Marker holder



The marker holder offer the possibility of additional mounting of standard markers with a pitch of 5 or 5.1 mm. The angled holders can be optionally snapped together and could be mounted in all standard marking channels of the Klippon<sup>®</sup> Connect modular terminal blocks. Fitting marker types could be found under the respective accessories of the designation marking holder.

## General ordering data

Type	BZT 1 WS 10/5	Version
Order No.	<a href="#">1805490000</a>	Accessories, Marker holder
GTIN (EAN)	4032248270231	
Qty.	100 pc(s).	

Type	BZT 1 ZA WS 10/5	Version
Order No.	<a href="#">1805520000</a>	Accessories, Marker holder
GTIN (EAN)	4032248270248	
Qty.	100 pc(s).	



## AAP14 10 LO-LO

Weidmüller Interface GmbH &amp; Co. KG

Klingenbergstraße 26

D-32758 Detmold

Germany

[www.weidmueller.com](http://www.weidmueller.com)

## Accessories

## A-Series



Warning covers with a flash symbol provide more safety for man and machine. They are used where external voltage must be indicated within the application.

## General ordering data

Type	AAM 10 YE FLASH	Version
Order No.	<a href="#">2635580000</a>	Terminal marker, 14 x 10 mm, yellow
GTIN (EAN)	4050118674521	
Qty.	40 pc(s).	