

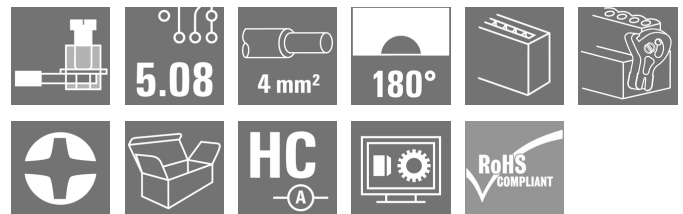

BLZP 5.08HC/24/180LR SN OR BX**Weidmüller Interface GmbH & Co. KG**

Klingenbergstraße 26

D-32758 Detmold

Germany

www.weidmueller.com

Product image

Female plug with clamping-yoke screw system for connecting wires with straight (180°) outlet direction. The female connectors provide space for labelling and can be coded. Fastened by means of a flange or release latch. They also provide an integrated plus/minus screw, protection against faulty insertion of the wire, and they are delivered with open clamping yokes. HC = High Current.

General ordering data

Version	PCB plug-in connector, female plug, 5.08 mm, Number of poles: 24, 180°, Clamping yoke connection, Clamping range, max. : 4 mm², Box
Order No.	1945050000
Type	BLZP 5.08HC/24/180LR SN OR BX
GTIN (EAN)	4032248620197
Qty.	12 pc(s).
Product data	IEC: 400 V / 23 A / 0.2 - 4 mm² UL: 300 V / 20 A / AWG 26 - AWG 12
Packaging	Box

Creation date July 16, 2024 4:27:01 AM CEST

Catalogue status 13.07.2024 / We reserve the right to make technical changes.

BLZP 5.08HC/24/180LR SN OR BX**Weidmüller Interface GmbH & Co. KG**

Klingenbergstraße 26

D-32758 Detmold

Germany

www.weidmueller.com

Technical data**Dimensions and weights**

Depth	29.6 mm	Depth (inches)	1.165 inch
Height	14.6 mm	Height (inches)	0.575 inch
Width	131.72 mm	Width (inches)	5.186 inch
Net weight	41.944 g		

System Parameters

Product family	OMNIMATE Signal - series BL/SL 5.08		
Type of connection	Field connection		
Wire connection method	Clamping yoke connection		
Pitch in mm (P)	5.08 mm		
Pitch in inches (P)	0.2 "		
Conductor outlet direction	180°		
Number of poles	24		
L1 in mm	116.84 mm		
L1 in inches	4.6 "		
Number of rows	1		
Pin series quantity	1		
Rated cross-section	4 mm ²		
Touch-safe protection acc. to DIN VDE 57 106	Safe from finger touch		
Touch-safe protection acc. to DIN VDE 0470	IP20 plugged/ IP10 unplugged		
Protection degree	IP20		
Volume resistance	≤5 mΩ		
Can be coded	Yes		
Stripping length	7 mm		
Clamping screw	M 2.5		
Screwdriver blade	0.6 x 3.5, PH 1, PZ 1		
Screwdriver blade standard	DIN 5264, ISO 8764/2-PH, ISO 8764/2-PZ		
Plugging cycles	25		
Plugging force/pole, max.	10 N		
Pulling force/pole, max.	9 N		
Tightening torque	Torque type	Wire connection	
	Usage information	Tightening torque	min. 0.4 Nm max. 0.5 Nm

Material data

Insulating material	PBT	Colour	orange
Colour chart (similar)	RAL 2000	Insulating material group	IIIa
Comparative Tracking Index (CTI)	≥ 200	UL 94 flammability rating	V-0
Contact material	Cu-alloy	Contact surface	tinned
Layer structure of plug contact	4...8 µm Sn hot-dip tinned	Storage temperature, min.	-40 °C
Storage temperature, max.	70 °C	Operating temperature, min.	-50 °C
Operating temperature, max.	100 °C	Temperature range, installation, min.	-25 °C
Temperature range, installation, max.	100 °C		

Conductors suitable for connection

Clamping range, min.	0.13 mm ²
Clamping range, max.	4 mm ²
Wire connection cross section AWG, min.	AWG 30

Creation date July 16, 2024 4:27:01 AM CEST

BLZP 5.08HC/24/180LR SN OR BX**Weidmüller Interface GmbH & Co. KG**

Klingenbergstraße 26

D-32758 Detmold

Germany

www.weidmueller.com

Technical data

Wire connection cross section AWG, max.	AWG 12			
Solid, min. H05(07) V-U	0.2 mm ²			
Solid, max. H05(07) V-U	4 mm ²			
Flexible, min. H05(07) V-K	0.2 mm ²			
Flexible, max. H05(07) V-K	4 mm ²			
w. plastic collar ferrule, DIN 46228 pt 4, min.	0.2 mm ²			
w. plastic collar ferrule, DIN 46228 pt 4, max.	2.5 mm ²			
w. wire end ferrule, DIN 46228 pt 1, min.	0.2 mm ²			
w. wire end ferrule, DIN 46228 pt 1, max.	4 mm ²			
Plug gauge in accordance with EN 60999 a x b; ø	2.8 mm x 2.4 mm			
Clampable conductor	Cross-section for conductor connection	Type	fine-wired	
		nominal	0.5 mm ²	
	wire end ferrule	Stripping length	nominal	6 mm
		Recommended wire-end ferrule	H0.5/6	
		Stripping length	nominal	8 mm
		Recommended wire-end ferrule	H0.5/12 OR	
	Cross-section for conductor connection	Type	fine-wired	
		nominal	1 mm ²	
	wire end ferrule	Stripping length	nominal	6 mm
		Recommended wire-end ferrule	H1.0/6	
	Cross-section for conductor connection	Type	fine-wired	
		nominal	1.5 mm ²	
	wire end ferrule	Stripping length	nominal	7 mm
		Recommended wire-end ferrule	H1.5/7	
	Cross-section for conductor connection	Type	fine-wired	
		nominal	2.5 mm ²	
	wire end ferrule	Stripping length	nominal	7 mm
		Recommended wire-end ferrule	H2.5/7	
		Stripping length	nominal	10 mm
		Recommended wire-end ferrule	H2.5/15D BL	
Reference text	The outside diameter of the plastic collar should not be larger than the pitch (P), Length of ferrules is to be chosen depending on the product and the rated voltage.			

Rated data acc. to IEC

tested acc. to standard	IEC 60664-1, IEC 61984	Rated current, min. number of poles (Tu=20°C)	23 A
Rated current, max. number of poles (Tu=20°C)	18 A	Rated current, min. number of poles (Tu=40°C)	21 A
Rated current, max. number of poles (Tu=40°C)	16 A	Rated voltage for surge voltage class / pollution degree II/2	400 V
Rated voltage for surge voltage class / pollution degree III/2	320 V	Rated voltage for surge voltage class / pollution degree III/3	250 V
Rated impulse voltage for surge voltage class/ pollution degree II/2	4,000 V	Rated impulse voltage for surge voltage class/ pollution degree III/2	4 kV
Rated impulse voltage for surge voltage class/ contamination degree III/3	4 kV	Short-time withstand current resistance	3 x 1s with 120 A

BLZP 5.08HC/24/180LR SN OR BX**Weidmüller Interface GmbH & Co. KG**

Klingenbergstraße 26

D-32758 Detmold

Germany

www.weidmueller.com

Technical data**Rated data acc. to CSA**

Institute (CSA)



Certificate No. (CSA)

200039-1121690

Rated voltage (Use group B / CSA) 300 V

Rated voltage (Use group C / CSA) 50 V

Rated voltage (Use group D / CSA) 300 V

Rated current (Use group B / CSA) 20 A

Rated current (Use group D / CSA) 20 A

Wire cross-section, AWG, min. AWG 30

Wire cross-section, AWG, max.

Reference to approval values Specifications are maximum values, details - see approval certificate.

AWG 12

Rated data acc. to UL 1059

Institute (UR)



Certificate No. (UR)

E60693

Institute (cURus)



Certificate No. (cURus)

E60693

Rated voltage (Use group B / UL 1059) 300 V

Rated voltage (Use group D / UL 1059) 300 V

Rated current (Use group B / UL 1059) 20 A

Rated current (Use group D / UL 1059) 10 A

Wire cross-section, AWG, min. AWG 26

Wire cross-section, AWG, max. AWG 12

Reference to approval values Specifications are maximum values, details - see approval certificate.

Packing

Packaging	Box	VPE length	349 mm
VPE width	139 mm	VPE height	32 mm

Type tests

Test: Durability of markings	Standard	DIN EN 61984 section 7.3.2 / 09.02 taking pattern from DIN EN 60068-2-70 / 07.96
	Test	mark of origin, rated voltage, rated cross-section, type of material
	Evaluation	available
	Test	durability
	Evaluation	passed
Test: Misengagement (Non-interchangeability)	Standard	DIN EN 60512-13-5 / 11.06, IEC 60512-13-5 / 02.06
	Test	180° turned with coding elements
	Evaluation	passed
	Test	visual examination
	Evaluation	passed

BLZP 5.08HC/24/180LR SN OR BX**Weidmüller Interface GmbH & Co. KG**

Klingenbergstraße 26

D-32758 Detmold

Germany

www.weidmueller.com

Technical data

Test: Clampable cross section	Standard	DIN EN 60999-1 section 7 and 9.1 / 12.00, DIN EN 60947-1 section 8.2.4.5.1 / 12.02	
	Conductor type	Type of conductor and solid 0.2 mm ² conductor cross-section	
		Type of conductor and stranded 0.2 mm ² conductor cross-section	
		Type of conductor and solid 2.5 mm ² conductor cross-section	
		Type of conductor and stranded 2.5 mm ² conductor cross-section	
		Type of conductor and AWG 26/1 conductor cross-section	
		Type of conductor and AWG 26/19 conductor cross-section	
	Evaluation	passed	
Test for damage to and accidental loosening of conductors	Standard	DIN EN 60999-1 section 9.4 / 12.00	
	Requirement	0.2 kg	
	Conductor type	Type of conductor and AWG 26/1 conductor cross-section	
		Type of conductor and AWG 26/19 conductor cross-section	
	Evaluation	passed	
	Requirement	0.3 kg	
	Conductor type	Type of conductor and solid 0.5 mm ² conductor cross-section	
		Type of conductor and stranded 0.5 mm ² conductor cross-section	
	Evaluation	passed	
	Requirement	0.9 kg	
	Conductor type	Type of conductor and AWG 12/1 conductor cross-section	
		Type of conductor and AWG 12/19 conductor cross-section	
	Evaluation	passed	

BLZP 5.08HC/24/180LR SN OR BX**Weidmüller Interface GmbH & Co. KG**

Klingenbergstraße 26

D-32758 Detmold

Germany

www.weidmueller.com

Technical data

Pull-out test	Standard	DIN EN 60999-1 section 9.5 / 12.00
	Requirement	≥10 N
	Conductor type	Type of conductor and AWG 26/1 conductor cross-section
		Type of conductor and AWG 26/19 conductor cross-section
	Evaluation	passed
	Requirement	≥20 N
	Conductor type	Type of conductor and H05V-U0.5 conductor cross-section
		Type of conductor and H05V-K0.5 conductor cross-section
	Evaluation	passed
	Requirement	≥60 N
	Conductor type	Type of conductor and H07V-U4.0 conductor cross-section
		Type of conductor and H07V-K4.0 conductor cross-section
		Type of conductor and AWG 12/1 conductor cross-section
		Type of conductor and AWG 12/19 conductor cross-section
	Evaluation	passed

Classifications

ETIM 6.0	EC002638	ETIM 7.0	EC002638
ETIM 8.0	EC002638	ETIM 9.0	EC002638
ECLASS 9.0	27-44-03-09	ECLASS 9.1	27-44-03-09
ECLASS 10.0	27-44-03-09	ECLASS 11.0	27-46-02-02
ECLASS 12.0	27-46-02-02	ECLASS 13.0	27-46-02-02

Environmental Product Compliance

REACH SVHC	/
RoHS Compliance Status	Compliant without exemption

BLZP 5.08HC/24/180LR SN OR BX**Weidmüller Interface GmbH & Co. KG**

Klingenbergstraße 26

D-32758 Detmold

Germany

www.weidmueller.com

Technical data**Important note**

IPC conformity	Conformity: The products are developed, manufactured and delivered according international recognized standards and norms and comply with the assured properties in the data sheet resp. fulfill decorative properties in accordance with IPC-A-610 "Class 2". Further claims on the products can be evaluated on request.
Notes	<ul style="list-style-type: none"> • Additional variants on request • Gold-plated contact surfaces on request • Rated current related to rated cross-section & min. No. of poles. • Wire end ferrule without plastic collar to DIN 46228/1 • Wire end ferrule with plastic collar to DIN 46228/4 • P on drawing = pitch • Rated data refer only to the component itself. Clearance and creepage distances to other components are to be designed in accordance with the relevant application standards. • In accordance with IEC 61984, OMNIMATE-connectors are connectors without breaking capacity (COC). During designated use, connectors are not allowed to be engaged or disengaged when live or under load • Long term storage of the product with average temperature of 50 °C and maximum humidity 70%, 36 months

Approvals

Approvals



ROHS	Conform
UL File Number Search	UL Website
Certificate No. (UR)	E60693
Certificate No. (cURus)	E60693

Downloads

Approval/Certificate/Document of Conformity	CB Certificate CB Testreport Declaration of the Manufacturer
Engineering Data	CAD data – STEP
Catalogues	Catalogues in PDF-format
Brochures	FL DRIVES EN MB DEVICE MANUF. EN FL DRIVES DE FL BUILDING SAFETY EN FL APPL LED LIGHTING EN FL INDUSTR.CONTROLS EN FL MACHINE SAFETY EN FL HEATING ELECTR EN FL APPL INVERTER EN FL BASE STATION EN FL ELEVATOR EN FL POWER SUPPLY EN FL 72H SAMPLE SER EN PO OMNIMATE EN PO OMNIMATE EN


Creation date July 16, 2024 4:27:01 AM CEST

Catalogue status 13.07.2024 / We reserve the right to make technical changes.

BLZP 5.08HC/24/180LR SN OR BX

Weidmüller Interface GmbH & Co. KG
 Klingenbergstraße 26
 D-32758 Detmold
 Germany

www.weidmueller.com

Drawings
Product image

Dimensional drawing

Graph

Product benefits


Self-locking
 Immediately on plugging in

Product benefits


Gentle unlocking
 Low mechanical stress

BLZP 5.08HC/24/180LR SN OR BX

Weidmüller Interface GmbH & Co. KG

Klingenbergstraße 26

D-32758 Detmold

Germany

www.weidmueller.com

Accessories

Crosshead screwdriver Pozidriv



Crosshead screwdriver, Pozidriv, SDK PZ DIN 5262, ISO 8764/2-PZ, output to ISO 8764/1-PZ, ChromTop tip, SoftFinish grip

General ordering data

Type	SDK PZ1 X 80	Version
Order No.	2749440000	Screwdriver, Blade width (B): 80 mm, Blade thickness (A):
GTIN (EAN)	4050118895667	
Qty.	1 pc(s).	

Coding elements



Only connects what is supposed to be connected: the right connection at the right place.

Coding elements and locking devices clearly assign connecting elements during the manufacturing process and operation

The coding elements and locking devices are inserted prior to assembly or during the cable assembly phase. The Weidmüller alternative: configure online using the variant configurator to precode prior to delivery.

Incorrect assembly on the circuit board and incorrect plugging of connecting elements is no longer possible. The advantage: no troubleshooting during manufacture and no operational errors by the user.

General ordering data

Type	BLZ/SL KO OR BX	Version	Product data	Packaging
Order No.	1573010000	PCB plug-in connector, Accessories, Coding element, orange, Number		Box
GTIN (EAN)	4008190048396	of poles: 1		
Qty.	100 pc(s).			
Type	BLZ/SL KO BK BX	Version	Product data	Packaging
Order No.	1545710000	PCB plug-in connector, Accessories, Coding element, black, Number		Box
GTIN (EAN)	4008190087142	of poles: 1		
Qty.	50 pc(s).			

BLZP 5.08HC/24/180LR SN OR BX**Weidmüller Interface GmbH & Co. KG**

Klingenbergstraße 26

D-32758 Detmold

Germany

www.weidmueller.com**Accessories****Crosshead screwdriver Phillips**

Crosshead screwdriver, Phillips, SDK PH DIN 5262, ISO 8764/2-PH, output to ISO 8764-PH, ChromTop tip, SoftFinish grip

General ordering data

Type	SDK PH1 X 80	Version
Order No.	2749410000	Screwdriver, Blade width (B): 1 mm, 80 mm, Blade thickness (A):
GTIN (EAN)	4050118895636	
Qty.	1 pc(s).	

Slotted screwdriver

VDE insulated slot-head screwdriver, SDI DIN 7437, ISO 2380/2, drive output acc. to DIN 5264, ISO 2380/1. SoftFinish grip

General ordering data

Type	SDIS 0.6X3.5X100	Version
Order No.	2749810000	Screwdriver, Blade width (B): 3.5 mm, Blade length: 100 mm, Blade
GTIN (EAN)	4050118897012	thickness (A): 0.6 mm
Qty.	1 pc(s).	

BLZP 5.08HC/24/180LR SN OR BX

Weidmüller Interface GmbH & Co. KG

Klingenbergstraße 26

D-32758 Detmold

Germany

www.weidmueller.com

Accessories

Strain reliefs

**For frequent load changes: the "trailer coupling" for plug-in connectors.**

The strain relief can do more than just relieve the strain on conductors:

Simply clip onto the plug and

- bundle conductors
- guide cables
- use as a connection and disconnection aid


No damage to the connecting points, clear, tidy wiring and easy to handle.

User advantages: permanent heavy-duty connections for harsh industrial environments and convenient operation ensure improved system availability.

General ordering data

Type	BLZ 5.08 ZE08 OR BX	Version	Product data	Packaging
Order No.	1652050000	PCB plug-in connector, Accessories, Strain relief, orange, Number of		
GTIN (EAN)	4008190401726	poles: 8		
Qty.	50 pc(s).			
Type	BLZ 5.08 ZE08 BK BX	Version	Product data	Packaging
Order No.	1652070000	PCB plug-in connector, Accessories, Strain relief, black, Number of		
GTIN (EAN)	4008190401740	poles: 8		
Qty.	50 pc(s).			
Type	BLZ 5.08 ZE04 BK BX	Version	Product data	Packaging
Order No.	1652130000	PCB plug-in connector, Accessories, Strain relief, black, Number of		
GTIN (EAN)	4008190401801	poles: 4		
Qty.	50 pc(s).			
Type	BLZ 5.08 ZE04 OR BX	Version	Product data	Packaging
Order No.	1652110000	PCB plug-in connector, Accessories, Strain relief, orange, Number of		
GTIN (EAN)	4008190401788	poles: 4		
Qty.	50 pc(s).			

Slotted screwdriver



Slotted screwdriver with rounded blade SD DIN 5265, ISO 2380/2, output to DIN 5264, ISO 2380/1. ChromTop tip, SoftFinish grip

General ordering data

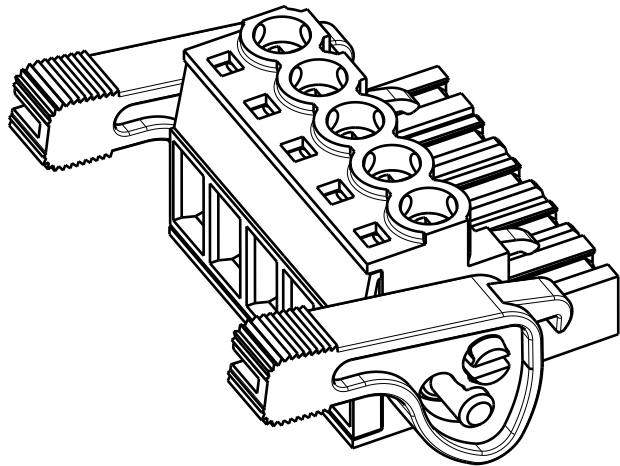
Type	SDS 0.6X3.5X100	Version
Order No.	2749340000	Screwdriver, Blade width (B): 3.5 mm, Blade length: 100 mm, Blade thickness (A): 0.6 mm
GTIN (EAN)	4050118895568	
Qty.	1 pc(s).	

WEITERGABE SOWIE Vervielfaeltigung dieses Dokuments, Verwertung und MitteiluNG seines Inhalts sind verboten, soweit nicht ausdruEcklich gestattet.
ZuWiderhandlungen Verpflichten zu Schadenersatz. Alle Rechte fuer den Fall der Patent-, GebrauchsMuster- oder GeschMacksmustereintragung Vorbehalten.
THE REPRODUCTION, DISTRIBUTION AND UTILIZATION OF THIS DOCUMENT AS WELL AS THE COMMUNICATION OF ITS CONTENTS TO OTHERS WITHOUT EXPLICIT AUTHORIZATION IS PROHIBITED.
OFFENDERS WILL BE HELD LIABLE FOR THE PAYMENT OF DAMAGES. WEIDMUELLER EXCLUSIVELY RESERVES THE RIGHT TO FILE FOR PATENTS, UTILITY MODELS OR DESIGNS.

© WEIDMUELLER INTERFACE GmbH & Co.KG

MASSE OHNE TOLERANZ SIND KEINE PRUEFMASSE
DIMS. WITHOUT TOLERANCE ARE NOT CONTROL DIMS.

DIE DEUTSCHE VERSION IST VERBINDLICH
THE GERMAN VERSION IS BINDING



For the mounting of PCBs, it should be noted that the rated data given in the catalogue relates only to the connection elements. The necessary creepage and clearance paths must be observed in connection with the respective applicant in accordance to VDE 0110. The current-carrying capacity and pitch tolerance is to be determined according to DIN IEC 326 part 3 very fine.

Weidmüller connectors are tested to the DIN VDE 0627 standard, and are valid for its field of application. Provided that the connectors are used to the intended purpose, all requirements with respect to the occurring of electrical, mechanical, thermic and corrosive stress will be satisfied.

SHOWN: BLZP 5.08HC/05/180 LR

P = 5.08 RASTER/PITCH
n = POLZAHL/NO OF POLES

24	116,84	4,600
23	111,76	4,400
22	106,68	4,200
21	101,60	4,000
20	96,52	3,800
19	91,44	3,600
18	86,36	3,400
17	81,28	3,200
16	76,20	3,000
15	71,12	2,800
14	66,04	2,600
13	60,96	2,400
12	55,88	2,200
11	50,80	2,000
10	45,72	1,800
9	40,64	1,600
8	35,56	1,400
7	30,48	1,200
6	25,40	1,000
5	20,32	0,800
4	15,24	0,600
3	10,16	0,400
2	5,08	0,200
n	L1 [mm]	L1 [Inch]

ISO 2768-m		78302/4 08.04.15 HERTEL_S 01		CAT.NO.: .	
MODIFICATION		DRAWN 05.09.2005 KRUG_M		DRAWING NO. C 39784 09	
RESPONSIBLE		DATE 27.04.2015 HERTEL_S		SHEET 02 OF 04 SHEETS	
SCALE: 2/1		CHECKED		ISSUE NO.	
SUPERSEDES: .		APPROVED		LANG_T	
ISO 2768-m		DATE		NAME	
DRAWN		05.09.2005		KRUG_M	
RESPONSIBLE		27.04.2015		HERTEL_S	
CHECKED		27.04.2015		HERTEL_S	
APPROVED		LANG_T		PRODUCT FILE: BLZP 5.0X WG 180	
SCALE: 2/1		CHECKED		ISSUE NO.	
SUPERSEDES: .		APPROVED		LANG_T	
ISO 2768-m		DATE		NAME	
DRAWN		05.09.2005		KRUG_M	
RESPONSIBLE		27.04.2015		HERTEL_S	
CHECKED		27.04.2015		HERTEL_S	
APPROVED		LANG_T		PRODUCT FILE: BLZP 5.0X WG 180	
SCALE: 2/1		CHECKED		ISSUE NO.	
SUPERSEDES: .		APPROVED		LANG_T	
ISO 2768-m		DATE		NAME	
DRAWN		05.09.2005		KRUG_M	
RESPONSIBLE		27.04.2015		HERTEL_S	
CHECKED		27.04.2015		HERTEL_S	
APPROVED		LANG_T		PRODUCT FILE: BLZP 5.0X WG 180	
SCALE: 2/1		CHECKED		ISSUE NO.	
SUPERSEDES: .		APPROVED		LANG_T	
ISO 2768-m		DATE		NAME	
DRAWN		05.09.2005		KRUG_M	
RESPONSIBLE		27.04.2015		HERTEL_S	
CHECKED		27.04.2015		HERTEL_S	
APPROVED		LANG_T		PRODUCT FILE: BLZP 5.0X WG 180	
SCALE: 2/1		CHECKED		ISSUE NO.	
SUPERSEDES: .		APPROVED		LANG_T	
ISO 2768-m		DATE		NAME	
DRAWN		05.09.2005		KRUG_M	
RESPONSIBLE		27.04.2015		HERTEL_S	
CHECKED		27.04.2015		HERTEL_S	
APPROVED		LANG_T		PRODUCT FILE: BLZP 5.0X WG 180	
SCALE: 2/1		CHECKED		ISSUE NO.	
SUPERSEDES: .		APPROVED		LANG_T	
ISO 2768-m		DATE		NAME	
DRAWN		05.09.2005		KRUG_M	
RESPONSIBLE		27.04.2015		HERTEL_S	
CHECKED		27.04.2015		HERTEL_S	
APPROVED		LANG_T		PRODUCT FILE: BLZP 5.0X WG 180	
SCALE: 2/1		CHECKED		ISSUE NO.	
SUPERSEDES: .		APPROVED		LANG_T	
ISO 2768-m		DATE		NAME	
DRAWN		05.09.2005		KRUG_M	
RESPONSIBLE		27.04.2015		HERTEL_S	
CHECKED		27.04.2015		HERTEL_S	
APPROVED		LANG_T		PRODUCT FILE: BLZP 5.0X WG 180	
SCALE: 2/1		CHECKED		ISSUE NO.	
SUPERSEDES: .		APPROVED		LANG_T	
ISO 2768-m		DATE		NAME	
DRAWN		05.09.2005		KRUG_M	
RESPONSIBLE		27.04.2015		HERTEL_S	
CHECKED		27.04.2015		HERTEL_S	
APPROVED		LANG_T		PRODUCT FILE: BLZP 5.0X WG 180	
SCALE: 2/1		CHECKED		ISSUE NO.	
SUPERSEDES: .		APPROVED		LANG_T	
ISO 2768-m		DATE		NAME	
DRAWN		05.09.2005		KRUG_M	
RESPONSIBLE		27.04.2015		HERTEL_S	
CHECKED		27.04.2015		HERTEL_S	
APPROVED		LANG_T		PRODUCT FILE: BLZP 5.0X WG 180	
SCALE: 2/1		CHECKED		ISSUE NO.	
SUPERSEDES: .		APPROVED		LANG_T	
ISO 2768-m		DATE		NAME	
DRAWN		05.09.2005		KRUG_M	
RESPONSIBLE		27.04.2015		HERTEL_S	
CHECKED		27.04.2015		HERTEL_S	
APPROVED		LANG_T		PRODUCT FILE: BLZP 5.0X WG 180	
SCALE: 2/1		CHECKED		ISSUE NO.	
SUPERSEDES: .		APPROVED		LANG_T	
ISO 2768-m		DATE		NAME	
DRAWN		05.09.2005		KRUG_M	
RESPONSIBLE		27.04.2015		HERTEL_S	
CHECKED		27.04.2015		HERTEL_S	
APPROVED		LANG_T		PRODUCT FILE: BLZP 5.0X WG 180	
SCALE: 2/1		CHECKED		ISSUE NO.	
SUPERSEDES: .		APPROVED		LANG_T	
ISO 2768-m		DATE		NAME	
DRAWN		05.09.2005		KRUG_M	
RESPONSIBLE		27.04.2015		HERTEL_S	
CHECKED		27.04.2015		HERTEL_S	
APPROVED		LANG_T		PRODUCT FILE: BLZP 5.0X WG 180	
SCALE: 2/1		CHECKED		ISSUE NO.	
SUPERSEDES: .		APPROVED		LANG_T	
ISO 2768-m		DATE		NAME	
DRAWN		05.09.2005		KRUG_M	
RESPONSIBLE		27.04.2015		HERTEL_S	
CHECKED		27.04.2015		HERTEL_S	
APPROVED		LANG_T		PRODUCT FILE: BLZP 5.0X WG 180	
SCALE: 2/1		CHECKED		ISSUE NO.	
SUPERSEDES: .		APPROVED		LANG_T	
ISO 2768-m		DATE		NAME	
DRAWN		05.09.2005		KRUG_M	
RESPONSIBLE		27.04.2015		HERTEL_S	
CHECKED		27.04.2015		HERTEL_S	
APPROVED		LANG_T		PRODUCT FILE: BLZP 5.0X WG 180	
SCALE: 2/1		CHECKED		ISSUE NO.	
SUPERSEDES: .		APPROVED		LANG_T	
ISO 2768-m		DATE		NAME	
DRAWN		05.09.2005		KRUG_M	
RESPONSIBLE		27.04.2015		HERTEL_S	
CHECKED		27.04.2015		HERTEL_S	
APPROVED		LANG_T		PRODUCT FILE: BLZP 5.0X WG 180	
SCALE: 2/1		CHECKED		ISSUE NO.	
SUPERSEDES: .		APPROVED		LANG_T	
ISO 2768-m		DATE		NAME	
DRAWN		05.09.2005		KRUG_M	
RESPONSIBLE		27.04.2015		HERTEL_S	
CHECKED		27.04.2015		HERTEL_S	
APPROVED		LANG_T		PRODUCT FILE: BLZP 5.0X WG 180	
SCALE: 2/1		CHECKED		ISSUE NO.	
SUPERSEDES: .		APPROVED		LANG_T	
ISO 2768-m		DATE		NAME	
DRAWN		05.09.2005		KRUG_M	
RESPONSIBLE		27.04.2015		HERTEL_S	
CHECKED		27.04.2015		HERTEL_S	
APPROVED		LANG_T		PRODUCT FILE: BLZP 5.0X WG 180	
SCALE: 2/1		CHECKED		ISSUE NO.	
SUPERSEDES: .		APPROVED		LANG_T	
ISO 2768-m		DATE		NAME	
DRAWN		05.09.2005		KRUG_M	
RESPONSIBLE		27.04.2015		HERTEL_S	
CHECKED		27.04.2015		HERTEL_S	
APPROVED		LANG_T		PRODUCT FILE: BLZP 5.0X WG 180	
SCALE: 2/1		CHECKED		ISSUE NO.	
SUPERSEDES: .		APPROVED		LANG_T	
ISO 2768-m		DATE		NAME	
DRAWN		05.09.2005		KRUG_M	
RESPONSIBLE		27.04.2015		HERTEL_S	
CHECKED		27.04.2015		HERTEL_S	
APPROVED		LANG_T		PRODUCT FILE: BLZP 5.0X WG 180	
SCALE: 2/1		CHECKED		ISSUE NO.	
SUPERSEDES: .		APPROVED		LANG_T	
ISO 2768-m		DATE		NAME	
DRAWN		05.09.2005		KRUG_M	
RESPONSIBLE		27.04.2015		HERTEL_S	
CHECKED		27.04.2015		HERTEL_S	
APPROVED		LANG_T		PRODUCT FILE: BLZP 5.0X WG 180	
SCALE: 2/1		CHECKED		ISSUE NO.	
SUPERSEDES: .		APPROVED		LANG_T	
ISO 2768-m		DATE		NAME	
DRAWN		05.09.2005		KRUG_M	
RESPONSIBLE		27.04.2015		HERTEL_S	
CHECKED		27.04.2015		HERTEL_S	
APPROVED		LANG_T		PRODUCT FILE: BLZP 5.0X WG 180	
SCALE: 2/1		CHECKED		ISSUE NO.	
SUPERSEDES: .		APPROVED		LANG_T	
ISO 2768-m		DATE		NAME	
DRAWN		05.09.2005		KRUG_M	
RESPONSIBLE		27.04.2015		HERTEL_S	
CHECKED		27.04.2015		HERTEL_S	
APPROVED		LANG_T		PRODUCT FILE: BLZP 5.0X WG 180	
SCALE: 2/1		CHECKED		ISSUE NO.	
SUPERSEDES: .		APPROVED		LANG_T	
ISO 2768-m		DATE		NAME	
DRAWN		05.09.2005		KRUG_M	
RESPONSIBLE		27.04.2015		HERTEL_S	
CHECKED		27.04.2015		HERTEL_S	
APPROVED		LANG_T		PRODUCT FILE: BLZP 5.0X WG 180	
SCALE: 2/1		CHECKED		ISSUE NO.	
SUPERSEDES: .		APPROVED		LANG_T	
ISO 2768-m		DATE		NAME	
DRAWN		05.09.2005		KRUG_M	
RESPONSIBLE		27.04.2015		HERTEL_S	
CHECKED		27.04.2015		HERTEL_S	
APPROVED		LANG_T		PRODUCT FILE: BLZP 5.0X WG 180	
SCALE: 2/1		CHECKED		ISSUE NO.	
SUPERSEDES: .		APPROVED		LANG_T	
ISO 2768-m		DATE		NAME	
DRAWN		05.09.2005		KRUG_M	
RESPONSIBLE		27.04.2015		HERTEL_S	
CHECKED		27.04.2015		HERTEL_S	
APPROVED		LANG_T		PRODUCT FILE: BLZP 5.0X WG 180	
SCALE: 2/1		CHECKED		ISSUE NO.	
SUPERSEDES: .		APPROVED		LANG_T	
ISO 2768-m		DATE		NAME	
DRAWN		05.09.2005		KRUG_M	
RESPONSIBLE		27.04.2015		HERTEL_S	
CHECKED		27.04.2015		HERTEL_S	
APPROVED		LANG_T		PRODUCT FILE: BLZP 5.0X WG 180	
SCALE: 2/1		CHECKED		ISSUE NO.	
SUPERSEDES: .		APPROVED		LANG_T	
ISO 2768-m		DATE		NAME	
DRAWN		05.09.2005		KRUG_M	
RESPONSIBLE		27.04.2015		HERTEL_S	
CHECKED		27.04.2015		HERTEL_S	
APPROVED		LANG_T		PRODUCT FILE: BLZP 5.0X WG 180	
SCALE: 2/1		CHECKED		ISSUE NO.	
SUPERSEDES: .		APPROVED		LANG_T	
ISO 2768-m		DATE		NAME	
DRAWN		05.09.2005		KRUG_M	
RESPONSIBLE		27.04.2015		HERTEL_S	
CHECKED		27.04.2015		HERTEL_S	
APPROVED		LANG_T		PRODUCT FILE: BLZP 5.0X WG 180	
SCALE: 2/1		CHECKED		ISSUE NO.	
SUPERSEDES: .		APPROVED		LANG_T	
ISO 2768-m		DATE		NAME	
DRAWN		05.09.2005		KRUG_M	
RESPONSIBLE		27.04.2015		HERTEL_S	
CHECKED		27.04.2015		HERTEL_S	
APPROVED		LANG_T		PRODUCT FILE: BLZP 5.0X WG 180	
SCALE: 2/1		CHECKED		ISSUE NO.	
SUPERSEDES: .		APPROVED		LANG_T	
ISO 2768-m		DATE		NAME	
DRAWN		05.09.2005		KRUG_M	
RESPONSIBLE		27.04.2015		HERTEL_S	
CHECKED		27.04.2015		HERTEL_S	
APPROVED		LANG_T		PRODUCT FILE: BLZP 5.0X WG 180	
SCALE: 2/1		CHECKED		ISSUE NO.	
SUPERSEDES: .		APPROVED		LANG_T	
ISO 2768-m		DATE		NAME	
DRAWN		05.09.2005		KRUG_M	
RESPONSIBLE		27.04.2015		HERTEL_S	
CHECKED		27.04.2015		HERTEL_S	
APPROVED		LANG_T		PRODUCT FILE: BLZP 5.0X WG 180	
SCALE: 2/1		CHECKED		ISSUE NO.	
SUPERSEDES: .		APPROVED		LANG_T	
ISO 2768-m		DATE		NAME	
DRAWN		05.09.2005		KRUG_M	
RESPONSIBLE		27.04.2015		HERTEL_S	
CHECKED		27.04.2015		HERTEL_S	
APPROVED		LANG_T		PRODUCT FILE: BLZP 5.0X WG 180	
SCALE: 2/1		CHECKED		ISSUE NO.	
SUPERSEDES: .		APPROVED		LANG_T	
ISO 2768-m		DATE		NAME	
DRAWN		05.09.2005		KRUG_M	
RESPONSIBLE		27.04.2015		HERTEL_S	
CHECKED		27.04.2015		HERTEL_S	
APPROVED		LANG_T		PRODUCT FILE: BLZP 5.0X WG 180	
SCALE: 2/1		CHECKED		ISSUE NO.	
SUPERSEDES: .		APPROVED		LANG_T	
ISO 2768-m		DATE		NAME	
DRAWN		05.09.2005		KRUG_M	
RESPONSIBLE		27.04.2015		HERTEL_S	
CHECKED		27.04.2015		HERTEL_S	
APPROVED		LANG_T		PRODUCT FILE: BLZP 5.0X WG 180	
SCALE: 2/1		CHECKED		ISSUE NO.	
SUPERSEDES: .		APPROVED		LANG_T	
ISO 2768-m		DATE		NAME	
DRAWN		05.09.2005		KRUG_M	
RESPONSIBLE		27.04.2015		HERTEL_S	
CHECKED		27.04.2015		HERTEL_S	
APPROVED		LANG_T		PRODUCT FILE: BLZP 5.0X WG 180	
SCALE: 2/1		CHECKED		ISSUE NO.	
SUPERSEDES: .		APPROVED		LANG_T	