


ZP 4/1AN/1**Weidmüller Interface GmbH & Co. KG**

Klingenbergstraße 26

D-32758 Detmold

Germany

www.weidmueller.com**Product image**

The plugs for our WeiCoS-System are available for all different connection systems. The product range includes preassembled connectors from 1 to 10 poles and the possibility of an individual assembly. This ensures maximum flexibility for every application. The customized accessories increase the safety and protection against environmental influences.

General ordering data

Version	Z-series, Plug-in connector, beige, Direct mounting
Order No.	1848340000
Type	ZP 4/1AN/1
GTIN (EAN)	4032248402908
Qty.	50 pc(s).

ZP 4/1AN/1

Weidmüller Interface GmbH & Co. KG

Klingenbergstraße 26

D-32758 Detmold

Germany

www.weidmueller.com

Technical data

Dimensions and weights

Depth	47.5 mm	Depth (inches)	1.87 inch
Height	22.5 mm	Height (inches)	0.886 inch
Width	6.5 mm	Width (inches)	0.256 inch
Net weight	6.38 g		

Temperatures

Storage temperature	-25 °C...55 °C	Continuous operating temp., min.	-50
Continuous operating temp., max.	120		

Material data

Material	Wemid	Colour	dark beige
UL 94 flammability rating	V-0		

System specifications

Version	Set of connectors, plug-gable, Tension-clamp connection	End cover plate required	No
Number of levels	1	Number of clamping points per level	1
Levels cross-connected internally	No	PE connection	No

Additional technical data

Installation advice	Direct mounting	Open sides	closed
Type of mounting	Plugged		

CSA rating data

Certificate No. (CSA)	200039-1720292	Current size C (CSA)	28 A
Voltage size C (CSA)	600 V	Wire cross section max. (CSA)	10 AWG
Wire cross section min. (CSA)	26 AWG		

Conductors for clamping (rated connection)

Blade size	0.6 x 3.5 mm		
Clamping range, max.	6 mm ²		
Clamping range, min.	0.13 mm ²		
Connection direction	top		
Gauge to IEC 60947-1	A3		
Number of connections	1		
Stripping length	12 mm		
Tube length for twin wire-end ferrule	Cross-section for conductor connection	nominal	0.5 mm ²
		min.	8 mm
		max.	12 mm
	Cross-section for conductor connection	nominal	0.75 mm ²
		min.	8 mm
		max.	12 mm

ZP 4/1AN/1

Weidmüller Interface GmbH & Co. KG

Klingenbergstraße 26

D-32758 Detmold

Germany

www.weidmueller.com

Technical data

Tube length for wire-end ferrule with plastic collar DIN 46228/4	Cross-section for conductor connection	nominal	0.5 mm ²
		min.	8 mm
		max.	10 mm
	Cross-section for conductor connection	nominal	0.75 mm ²
		min.	6 mm
		max.	12 mm
	Cross-section for conductor connection	nominal	1 mm ²
		min.	6 mm
		max.	12 mm
	Cross-section for conductor connection	nominal	1.5 mm ²
		min.	8 mm
		max.	12 mm
	Cross-section for conductor connection	nominal	2.5 mm ²
		min.	8 mm
		max.	12 mm
	Cross-section for conductor connection	nominal	4 mm ²
		min.	10 mm
		max.	12 mm
Tube length for wire-end ferrule without plastic collar DIN 46228/1	Cross-section for conductor connection	nominal	0.5 mm ²
		nominal	10 mm
	Cross-section for conductor connection	nominal	0.75 mm ²
		nominal	10 mm
	Cross-section for conductor connection	nominal	1 mm ²
		nominal	10 mm
	Cross-section for conductor connection	nominal	1.5 mm ²
		min.	10 mm
		max.	12 mm
	Cross-section for conductor connection	nominal	2.5 mm ²
		min.	10 mm
		max.	12 mm
Type of connection	Tension-clamp connection	nominal	4 mm ²
		nominal	12 mm
Wire connection cross section AWG, max.	AWG 10		
Wire connection cross section AWG, min.	AWG 26		
Wire connection cross section, finely stranded, max.	6 mm ²		
Wire connection cross section, finely stranded, min.	0.5 mm ²		
Wire connection cross-section, finely stranded with wire-end ferrules DIN 46228/1, max.	4 mm ²		
Wire connection cross-section, finely stranded with wire-end ferrules DIN 46228/1, min.	0.5 mm ²		
Wire connection cross-section, solid core, max.	6 mm ²		
Wire connection cross-section, solid core, min.	0.5 mm ²		

General

Installation advice	Direct mounting	Number of poles	1
Standards	In accordance with IEC 60947-7-1	Wire connection cross section AWG, max.	AWG 10
Wire connection cross section AWG, min.	AWG 26		

Creation date October 6, 2024 1:50:32 AM CEST

ZP 4/1AN/1

Weidmüller Interface GmbH & Co. KG

Klingenbergstraße 26

D-32758 Detmold

Germany

www.weidmueller.com

Technical data

Rating data

Rated cross-section	4 mm ²	Rated voltage	800 V
Rated DC voltage	800 V	Rated current	32 A
Current at maximum wires	32 A	Standards	In accordance with IEC 60947-7-1
Volume resistance according to IEC 60947-7-x	1 mΩ	Rated impulse withstand voltage	8 kV
Power loss in accordance with IEC 60947-7-x	1.02 W	Pollution severity	3

UL rating data

Certificate No. (cURus)	E60693	Conductor size Factory wiring max. (cURus)	10 AWG
Conductor size Factory wiring min. (cURus)	26 AWG	Conductor size Field wiring max. (cURus)	10 AWG
Conductor size Field wiring min. (cURus)	26 AWG	Current size C (cURus)	28 A
Voltage size C (cURus)	600 V		

Classifications

ETIM 6.0	EC002848	ETIM 7.0	EC002848
ETIM 8.0	EC002848	ETIM 9.0	EC002848
ECLASS 9.0	27-14-11-92	ECLASS 9.1	27-14-11-92
ECLASS 10.0	27-14-11-92	ECLASS 11.0	27-14-11-92
ECLASS 12.0	27-14-11-92	ECLASS 13.0	27-25-03-90
ECLASS 14.0	27-25-03-90		

Environmental Product Compliance

REACH SVHC	/
RoHS Compliance Status	Compliant without exemption

Approvals

Approvals



ROHS	Conform
UL File Number Search	UL Website
Certificate No. (cURus)	E60693

Downloads

Approval/Certificate/Document of Conformity	Confirmation of Standards EN 45545-2_2020-10
Engineering Data	CAD data – STEP
User Documentation	StorageConditionsTerminalBlocks
Catalogues	Catalogues in PDF-format
Brochures	

ZP 4/1AN/1

Weidmüller Interface GmbH & Co. KG

Klingenbergstraße 26

D-32758 Detmold

Germany

www.weidmueller.com

Accessories

Marker holder



The marker holder offer the possibility of additional mounting of standard markers with a pitch of 5 or 5.1 mm. The angled holders can be optionally snapped together and could be mounted in all standard marking channels of the Klippon® Connect modular terminal blocks. Fitting marker types could be found under the respective accessories of the designation marking holder.

General ordering data

Type	BZT 1 WS 10/5	Version
Order No.	1805490000	Accessories, Marker holder
GTIN (EAN)	4032248270231	
Qty.	100 pc(s).	
Type	BZT 1 ZA WS 10/5	Version
Order No.	1805520000	Accessories, Marker holder
GTIN (EAN)	4032248270248	
Qty.	100 pc(s).	

Locking elements



The plugs can be securely and easily fixed to the base terminal by using a locking element. The locking element avoids an unintentional disconnection of the plugs from the base terminal and ensures maximum safety.

General ordering data

Type	ZVR ZP4	Version
Order No.	1855250000	Z-series, Locking clips, Direct mounting
GTIN (EAN)	4032248396481	
Qty.	25 pc(s).	

ZP 4/1AN/1

Weidmüller Interface GmbH & Co. KG

Klingenbergstraße 26

D-32758 Detmold

Germany

www.weidmueller.com

Accessories

Blank



WS markers are the perfect match for the W-series connectors. Thanks to their system compatibility, the WS tags can also be used with the I-series and the Z-series. The large marking surfaces do not only permit long character strings but also multi-line text. WS markers are ideal for labels with long, customised character strings. Thanks to the proven MultiCard format, printing with PrintJet CONNECT oder/or Plotter is possible.

- Can be fitted in strips or individually
- Markers in proven MultiCard format

For custom printing: Please send us a file of our labeling software M-Print PRO or M-Print PRO Online (without installation) for your labeling specifications.

General ordering data

Type	WS 10/6 M MC NE WS	Version
Order No.	1818400000	WS, Terminal marker, 10 x 6 mm, Pitch in mm (P): 6.00 Weidmueller,
GTIN (EAN)	4032248310876	Allen-Bradley, white
Qty.	600 pc(s).	
Type	WS 10/6 MC NE WS	Version
Order No.	1828450000	WS, Terminal marker, 10 x 6 mm, Pitch in mm (P): 6.00 Weidmueller,
GTIN (EAN)	4032248350513	Allen-Bradley, white
Qty.	600 pc(s).	

ZP 4/1AN/1**Weidmüller Interface GmbH & Co. KG**

Klingenbergstraße 26

D-32758 Detmold

Germany

www.weidmueller.com**Accessories****DEK 5/6****WS/ DEK**

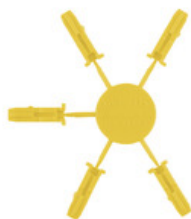
MultiMark terminal markers use an innovative composite material made from two components. The hard base contour of the marker snaps securely into the connector. The elastic surface finish makes the marker easy to mount. This specially punched material enables the strips to be stretched to accommodate the slight variations in spacing that tend to add up, especially with long terminal blocks. Another advantage: the excellent printability of the surface material guarantees durable and wear-resistant labelling. A print resolution of 300 dpi also produces a very legible script.

Your benefits with MultiMark

- Firm hold and durable printing
- Continuous strips save installation time
- Easy mounting thanks to an innovative composite material
- Large label field for optimal legibility
- High flexibility thanks to manufacturer independence

General ordering data

Type	DEK 5/6 MM WS	Version
Order No.	2007120000	Dekafix, Terminal marker, 5 x 6 mm, Weidmueller, white
GTIN (EAN)	4050118392104	
Qty.	600 pc(s).	

Coding elements

Through the use of coding pins, individual coding options ensure trouble-free plug-in connection.

General ordering data

Type	KOSF ZT4	Version
Order No.	1856860000	Z-series, Coding element, Direct mounting
GTIN (EAN)	4032248400744	
Qty.	50 pc(s).	

ZP 4/1AN/1

Weidmüller Interface GmbH & Co. KG

Klingenbergstraße 26

D-32758 Detmold

Germany

www.weidmueller.com

Accessories

Blank



The Dekafix (DEK) marker is the universal marker for all conductor and plug-in connectors as well as for electronic sub-assemblies. The system is ideal for short number sequences and covers a wide range of ready-printed markers.

Strips for fast installation in only one work step. The printing is easy to read, rich in contrast and available in various widths.


- Large range of ready-to-use markers
- Strips for fast installation
- Terminal markers, suitable for all Weidmüller cable connectors
- Available as blank MultiCard or with standard printing

For custom printing: Please send us a file of our labeling software M-Print PRO or M-Print PRO Online (without installation) for your labeling specifications.

General ordering data

Type	DEK 5/6 MC NE WS	Version
Order No.	1609820000	Dekafix, Terminal marker, 5 x 6 mm, Pitch in mm (P): 6.00
GTIN (EAN)	4008190203436	Weidmueller, white
Qty.	1,000 pc(s).	

Slotted screwdriver



Slotted screwdriver with rounded blade SD DIN 5265, ISO 2380/2, output to DIN 5264, ISO 2380/1. ChromTop tip, SoftFinish grip

General ordering data

Type	SDS 0.6X3.5X100	Version
Order No.	9008330000	Screwdriver, Screwdriver
GTIN (EAN)	4032248056286	
Qty.	1 pc(s).	

ZP 4/1AN/1**Weidmüller Interface GmbH & Co. KG**

Klingenbergstraße 26

D-32758 Detmold

Germany

www.weidmueller.com**Accessories****Strain reliefs**

The strain relief protects the contact against mechanical stress and protects the connector against inadvertent release from the contact point.

General ordering data

Type	ZZE ZP4	Version
Order No.	1855260000	Z-series, Strain relief, Direct mounting
GTIN (EAN)	4032248396498	
Qty.	25 pc(s).	