

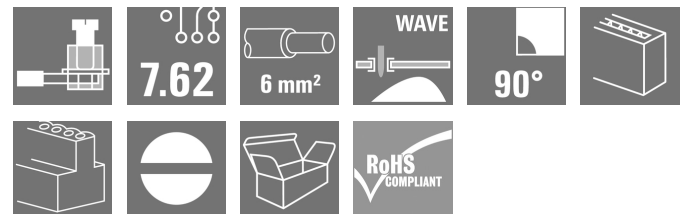
**LP 7.62/06/90 3.2SN OR BX****Weidmüller Interface GmbH & Co. KG**

Klingenbergstraße 26

D-32758 Detmold

Germany

www.weidmueller.com

**Product image**

Similar to illustration

This PCB terminal provides connections for 1000 V, 6 mm<sup>2</sup> conductor cross-section and 32 A with proven clamping yoke connection at 7.50 mm and 7.62 mm pitch, conductor outlet direction in 90° and 180° design.

**General ordering data**

Version	Printed circuit board terminals, 7.62 mm, Number of poles: 6, 90°, Solder pin length (l): 3.2 mm, tinned, orange, Clamping yoke connection, Clamping range, max. : 6 mm <sup>2</sup> , Box
Order No.	<a href="#">1759230000</a>
Type	LP 7.62/06/90 3.2SN OR BX
GTIN (EAN)	4032248023349
Qty.	50 pc(s).
Product data	IEC: 1000 V / 32 A / 0.5 - 6 mm <sup>2</sup> UL: 300 V / 20 A / AWG 26 - AWG 12
Packaging	Box

Creation date October 6, 2024 4:08:15 AM CEST

Catalogue status 28.09.2024 / We reserve the right to make technical changes.

## LP 7.62/06/90 3.2SN OR BX

Weidmüller Interface GmbH &amp; Co. KG

Klingenbergstraße 26

D-32758 Detmold

Germany

www.weidmueller.com

## Technical data

## Dimensions and weights

Depth	11 mm	Depth (inches)	0.433 inch
Height	20.2 mm	Height (inches)	0.795 inch
Height of lowest version	17 mm	Width	46.32 mm
Width (inches)	1.824 inch	Net weight	10.58 g

## System parameters

Product family	OMNIMATE Signal - series LP	Wire connection method	Clamping yoke connection
Mounting onto the PCB	THT solder connection	Conductor outlet direction	90°
Pitch in mm (P)	7.62 mm	Pitch in inches (P)	0.3 "
Number of poles	6	Pin series quantity	1
Fitted by customer	Yes	Number of rows	1
Max. adjacent poles per row	16	Solder pin length (l)	3.2 mm
Solder pin dimensions	0.75 x 0.9 mm	Solder eyelet hole diameter (D)	1.3 mm
Solder eyelet hole diameter tolerance (D)+ 0,1 mm		Number of solder pins per pole	1
Screwdriver blade	0.6 x 3.5	Screwdriver blade standard	DIN 5264
Tightening torque, min.	0.5 Nm	Tightening torque, max.	0.6 Nm
Clamping screw	M 3	Stripping length	6 mm
L1 in mm	38.1 mm	L1 in inches	1.5 "
Touch-safe protection acc. to DIN VDE 0470	IP 20	Touch-safe protection acc. to DIN VDE 57 106	Safe from finger touch
Protection degree	IP20	Volume resistance	1.20 mΩ

## Material data

Insulating material	PA	Colour	orange
Colour chart (similar)	RAL 2000	Insulating material group	I
Comparative Tracking Index (CTI)	≥ 600	UL 94 flammability rating	V-2
Contact material	Cu-alloy	Contact surface	tinned
Coating	1-3 µm Ni, 4-6 µm SN	Tinning type	matt
Layer structure of solder connection	4...6 µm Ni / 4...6 µm Sn	Storage temperature, min.	-40 °C
Storage temperature, max.	70 °C	Operating temperature, min.	-50 °C
Operating temperature, max.	100 °C	Temperature range, installation, min.	-25 °C
Temperature range, installation, max.	100 °C		

## Conductors suitable for connection

Clamping range, min.	0.13 mm <sup>2</sup>
Clamping range, max.	6 mm <sup>2</sup>
Wire connection cross section AWG, min.	AWG 26
Wire connection cross section AWG, max.	AWG 12
Solid, min. H05(07) V-U	0.5 mm <sup>2</sup>
Solid, max. H05(07) V-U	6 mm <sup>2</sup>
Stranded, max. H07V-R	6 mm <sup>2</sup>
Flexible, min. H05(07) V-K	0.5 mm <sup>2</sup>
Flexible, max. H05(07) V-K	4 mm <sup>2</sup>
w. plastic collar ferrule, DIN 46228 pt 4, 0.5 mm <sup>2</sup> min.	
w. plastic collar ferrule, DIN 46228 pt 4, 2.5 mm <sup>2</sup> max.	
w. wire end ferrule, DIN 46228 pt 1, 0.5 mm <sup>2</sup> min.	

Creation date October 6, 2024 4:08:15 AM CEST

Catalogue status 28.09.2024 / We reserve the right to make technical changes.

## LP 7.62/06/90 3.2SN OR BX

Weidmüller Interface GmbH &amp; Co. KG

Klingenbergstraße 26

D-32758 Detmold

Germany

www.weidmueller.com

## Technical data

w. wire end ferrule, DIN 46228 pt 1, max. 2.5 mm<sup>2</sup>

Plug gauge in accordance with EN 60999 a x b; ø 2.8 mm x 2.4 mm; 3.0 mm

Clampable conductor	Cross-section for conductor connection	Type	fine-wired	
		nominal	0.5 mm <sup>2</sup>	
	wire end ferrule	Stripping length	nominal	8 mm
		Recommended wire-end ferrule	<a href="#">H0.5/12 OR</a>	
		Stripping length	nominal	6 mm
		Recommended wire-end ferrule	<a href="#">H0.5/6</a>	
	Cross-section for conductor connection	Type	fine-wired	
		nominal	0.75 mm <sup>2</sup>	
	wire end ferrule	Stripping length	nominal	8 mm
		Recommended wire-end ferrule	<a href="#">H0.75/12 W</a>	
		Stripping length	nominal	6 mm
		Recommended wire-end ferrule	<a href="#">H0.75/6</a>	
	Cross-section for conductor connection	Type	fine-wired	
		nominal	1 mm <sup>2</sup>	
	wire end ferrule	Stripping length	nominal	8 mm
		Recommended wire-end ferrule	<a href="#">H1.0/12 GE</a>	
		Stripping length	nominal	6 mm
		Recommended wire-end ferrule	<a href="#">H1.0/6</a>	

Reference text Length of ferrules is to be chosen depending on the product and the rated voltage.. The outside diameter of the plastic collar should not be larger than the pitch (P)

## Rated data acc. to IEC

tested acc. to standard	IEC 60664-1, IEC 61984	Rated current, min. number of poles (Tu=20°C)	32 A
Rated current, max. number of poles (Tu=20°C)	32 A	Rated current, min. number of poles (Tu=40°C)	32 A
Rated current, max. number of poles (Tu=40°C)	30.5 A	Rated voltage for surge voltage class / pollution degree II/2	1,000 V
Rated voltage for surge voltage class / pollution degree III/2	500 V	Rated voltage for surge voltage class / pollution degree III/3	500 V
Rated impulse voltage for surge voltage class/ pollution degree II/2	6 kV	Rated impulse voltage for surge voltage class/ pollution degree III/2	6 kV
Rated impulse voltage for surge voltage class/ contamination degree III/3	6 kV	Short-time withstand current resistance	3 x 1s with 120 A

## Rated data acc. to CSA

Institute (CSA)		Certificate No. (CSA)	200039-1202191
Rated voltage (Use group B / CSA)	300 V	Rated voltage (Use group D / CSA)	300 V
Rated current (Use group B / CSA)	20 A	Rated current (Use group D / CSA)	10 A
Wire cross-section, AWG, min.	AWG 26	Wire cross-section, AWG, max.	AWG 12
Reference to approval values	Specifications are maximum values, details - see approval certificate.		

## LP 7.62/06/90 3.2SN OR BX

Weidmüller Interface GmbH &amp; Co. KG

Klingenbergstraße 26

D-32758 Detmold

Germany

www.weidmueller.com

## Technical data

## Rated data acc. to UL 1059

Institute (UR)



Certificate No. (UR)

E60693

Rated voltage (Use group B / UL 1059) 300 V

Rated voltage (Use group D / UL 1059) 300 V

Rated current (Use group B / UL 1059) 20 A

Rated current (Use group D / UL 1059) 10 A

Wire cross-section, AWG, min. AWG 26

Wire cross-section, AWG, max. AWG 12

Reference to approval values Specifications are maximum values, details - see approval certificate.

## Packing

Packaging	Box	VPE length	130 mm
VPE width	105 mm	VPE height	65 mm

## Type tests

Test: Durability of markings	Standard	draft DIN VDE 0627 section 6.2.2 / 09.91
	Test	mark of origin, type identification, rated voltage, rated cross-section, pitch, approval marking SEV, durability
	Evaluation	available
Test: Clampable cross section	Standard	DIN EN 60999 section 6 and 8.1 / 04.94, DIN EN 60947-1 section 8.2.4.5.1 / 07.98
	Conductor type	Type of conductor and solid 0,12 mm <sup>2</sup> conductor cross-section
		Type of conductor and flexible 0,12 mm <sup>2</sup> conductor cross-section
		Type of conductor and flexible 4 mm <sup>2</sup> conductor cross-section
		Type of conductor and solid 6 mm <sup>2</sup> conductor cross-section
		Type of conductor and AWG 26/1 conductor cross-section
		Type of conductor and AWG 26/19 conductor cross-section
		Type of conductor and AWG 12/1 conductor cross-section
		Type of conductor and AWG 12/19 conductor cross-section
	Evaluation	passed

## LP 7.62/06/90 3.2SN OR BX

Weidmüller Interface GmbH &amp; Co. KG

Klingenbergstraße 26

D-32758 Detmold

Germany

www.weidmueller.com

## Technical data

Test for damage to and accidental loosening of conductors

Standard	DIN EN 60999 section 8.4 / 04.94
Requirement	0.2 kg
Conductor type	Type of conductor and AWG 26/1 conductor cross-section
	Type of conductor and AWG 26/19 conductor cross-section
Evaluation	passed
Requirement	0.3 kg
Conductor type	Type of conductor and solid 0.5 mm <sup>2</sup> conductor cross-section
	Type of conductor and stranded 0.5 mm <sup>2</sup> conductor cross-section
Evaluation	passed
Requirement	0.9 kg
Conductor type	Type of conductor and flexible 4 mm <sup>2</sup> conductor cross-section
	Type of conductor and AWG 12/1 conductor cross-section
	Type of conductor and AWG 12/19 conductor cross-section
Evaluation	passed
Requirement	1.4 kg
Conductor type	Type of conductor and solid 6 mm <sup>2</sup> conductor cross-section
Evaluation	passed

## LP 7.62/06/90 3.2SN OR BX

Weidmüller Interface GmbH &amp; Co. KG

Klingenbergstraße 26

D-32758 Detmold

Germany

www.weidmueller.com

## Technical data

Pull-out test	Standard	DIN EN 60999 section 8.5 / 04.94
	Requirement	≥10 N
	Conductor type	Type of conductor and AWG 26/1 conductor cross-section
		Type of conductor and AWG 26/19 conductor cross-section
	Evaluation	passed
	Requirement	≥30 N
	Conductor type	Type of conductor and H05V-U0.5 conductor cross-section
		Type of conductor and H05V-K0.5 conductor cross-section
	Evaluation	passed
	Requirement	≥60 N
	Conductor type	Type of conductor and H07V-K4 conductor cross-section
		Type of conductor and AWG 12/1 conductor cross-section
		Type of conductor and AWG 12/19 conductor cross-section
	Evaluation	passed
	Requirement	≥80 N
	Conductor type	Type of conductor and H07V-U6 conductor cross-section
	Evaluation	passed

## Classifications

ETIM 6.0	EC002643	ETIM 7.0	EC002643
ETIM 8.0	EC002643	ETIM 9.0	EC002643
ECLASS 9.0	27-44-04-01	ECLASS 9.1	27-44-04-01
ECLASS 10.0	27-44-04-01	ECLASS 11.0	27-46-01-01
ECLASS 12.0	27-46-01-01	ECLASS 13.0	27-46-01-01
ECLASS 14.0	27-46-01-01		

## Environmental Product Compliance

REACH SVHC	/
RoHS Compliance Status	Compliant without exemption

## LP 7.62/06/90 3.2SN OR BX

Weidmüller Interface GmbH &amp; Co. KG

Klingenbergstraße 26

D-32758 Detmold

Germany

www.weidmueller.com

## Technical data

## Important note

IPC conformity	Conformity: The products are developed, manufactured and delivered according international recognized standards and norms and comply with the assured properties in the data sheet resp. fulfill decorative properties in accordance with IPC-A-610 "Class 2". Further claims on the products can be evaluated on request.
Notes	<ul style="list-style-type: none"> <li>• Additional variants on request</li> <li>• Rated current related to rated cross-section &amp; min. No. of poles.</li> <li>• Wire end ferrule without plastic collar to DIN 46228/1</li> <li>• Wire end ferrule with plastic collar to DIN 46228/4</li> <li>• P on drawing = pitch</li> <li>• Rated data refer only to the component itself. Clearance and creepage distances to other components are to be designed in accordance with the relevant application standards.</li> <li>• Long term storage of the product with average temperature of 50 °C and maximum humidity 70%, 36 months</li> </ul>

## Approvals

Approvals



ROHS	Conform
UL File Number Search	UL Website
Certificate No. (UR)	E60693

## Downloads

Engineering Data	<a href="#">CAD data – STEP</a>
Product Change Notification	<a href="#">PCN_2016_273_PL32_Loss_of_nickle_LL_LP_Family_EN</a> <a href="#">PCN_2016_273_PL32_Wegfall_Unternickelung_LL_LP_Familie_DE</a> <a href="#">20230111 Änderung des Schriftfeldes an der LP 7.xx</a> <a href="#">20230111 Modification of the text field at the LP 7.xx</a>
Catalogues	<a href="#">Catalogues in PDF-format</a>
Brochures	<a href="#">FL DRIVES EN</a> <a href="#">FL DRIVES DE</a>

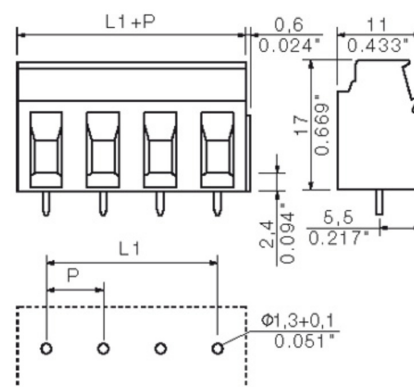
## LP 7.62/06/90 3.2SN OR BX

**Weidmüller Interface GmbH & Co. KG**  
Klingenbergstraße 26  
D-32758 Detmold  
Germany

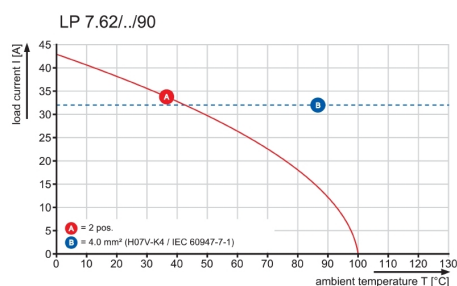
[www.weidmueller.com](http://www.weidmueller.com)

# Drawings

## Dimensional drawing



## Graph





## LP 7.62/06/90 3.2SN OR BX

**Weidmüller Interface GmbH & Co. KG**  
Klingenbergstraße 26  
D-32758 Detmold  
Germany

www.weidmueller.com

## Accessories

### Isolating elements



#### Efficient isolation - safe inspections:

The isolating element isolates the current circuits directly at the clamping point and is easy to retrofit - one of the most versatile and efficient terminal printing systems with 5mm pitch: the LP-series by Weidmüller.

Suitable for direct installation on the back of terminals.

- Enclosed safe from finger touch
- 2 in 1 - marking holder for labelling circuit numbers and fuses
- Attachment profile for Dekafix markers

Clear assignment of isolating elements to the correct conductor outlet enables thorough maintenance and inspections.

Safety in compact form - for the service technician and application components.

#### General ordering data

Type	LPA TR STI4.5 OR	Version	Product data	Packaging
Order No.	<a href="#">1495560000</a>	Printed circuit board terminals, Accessories, Spacer, orange, Number	IEC: 500 V / 13 A	Box
GTIN (EAN)	4008190156732	of poles: 1	UL:	
Qty.	100 pc(s).			

Type	LPA TR STI3.2 OR	Version	Product data	Packaging
Order No.	<a href="#">1495460000</a>	Printed circuit board terminals, Accessories, Spacer, orange, Number	IEC: 500 V / 13 A	Box
GTIN (EAN)	4008190044688	of poles: 1	UL:	
Qty.	100 pc(s).			

### Mounting blocks



#### Minor component, major effect:

Clip-on attachment elements increase the mechanical resilience of the circuit board terminals.

Clip-on or pre-assembled - always the right solution:

- Hard-wearing, precise fitting dovetail joint
- Hard-wearing metal threaded inserts
- Suitable for all outlet directions

Maximum stability, minimum effort:

- Extremely resilient for frequent fastening operations
- Complete set for easy selection

The result: soldering points, contacts and overall module are more resilient against mechanical stress such as vibrations and tensile loads.

#### General ordering data

Type	LPBB MU SW	Version	Product data	Packaging
Order No.	<a href="#">1747550000</a>	Printed circuit board terminals, Accessories, Mounting block, black,		Box
GTIN (EAN)	4008190992231	Number of poles: 1		
Qty.	100 pc(s).			

## LP 7.62/06/90 3.2SN OR BX

Weidmüller Interface GmbH &amp; Co. KG

Klingenbergstraße 26

D-32758 Detmold

Germany

www.weidmueller.com

## Accessories

Type	LPBB SW	Version	Product data	Packaging
Order No.	<a href="#">1747560000</a>	Printed circuit board terminals, Accessories, Mounting block, black,		Box
GTIN (EAN)	4008190992248	Number of poles: 1		
Qty.	100 pc(s).			
Type	LPBB OR	Version	Product data	Packaging
Order No.	<a href="#">1747540000</a>	Printed circuit board terminals, Accessories, Mounting block, orange,		Box
GTIN (EAN)	4008190992224	Number of poles: 1		
Qty.	100 pc(s).			
Type	LPBB MU OR	Version	Product data	Packaging
Order No.	<a href="#">1747530000</a>	Printed circuit board terminals, Accessories, Mounting block, orange,		Box
GTIN (EAN)	4008190992217	Number of poles: 1		
Qty.	100 pc(s).			

## Intermediate plates

**The maximum voltage is based on the minimum distance.**

Intermediate plates increase the creepage and clearance distances between different potentials and permit higher rated voltages or a clear separation, e.g. between mains and low voltages or different protection zones.

The dovetail joint enables easy installation and guarantees a secure fit. Other characteristics include:

- Pitch extended by 1.27 or 2.54mm - all other combinations possible
- Colour coding ensures visual differentiation
- Different geometries for standard designs.

Incomplete individual assemblies avoided because separate terminal blocks combine to form a single holistic unit. Ready-assembled on request.

The advantages: efficient processing, increased stability, improved reliability.

## General ordering data

Type	LPZP 1.27/90 OR	Version	Product data	Packaging
Order No.	<a href="#">1747490000</a>	Printed circuit board terminals, Accessories, Intermediate plate, orange, Number of poles: 1		Box
GTIN (EAN)	4008190992170			
Qty.	100 pc(s).			
Type	LPZP 2.54/90 OR	Version	Product data	Packaging
Order No.	<a href="#">1747480000</a>	Printed circuit board terminals, Accessories, Intermediate plate, orange, Number of poles: 1		Box
GTIN (EAN)	4008190992163			
Qty.	100 pc(s).			
Type	LPZP 2.54/90 SW	Version	Product data	Packaging
Order No.	<a href="#">1747500000</a>	Printed circuit board terminals, Accessories, Intermediate plate, black, Number of poles: 1		Box
GTIN (EAN)	4008190992187			
Qty.	100 pc(s).			
Type	LPZP 1.27/90 SW	Version	Product data	Packaging
Order No.	<a href="#">1747510000</a>	Printed circuit board terminals, Accessories, Intermediate plate, black, Number of poles: 1		Box
GTIN (EAN)	4008190992194			
Qty.	100 pc(s).			

## Recommended wave soldering profiles

**Weidmüller Interface GmbH & Co. KG**  
Klingenbergstraße 16  
D-32758 Detmold  
Germany  
Fon: +49 5231 14-0  
Fax: +49 5231 14-292083  
[www.weidmueller.com](http://www.weidmueller.com)

### Single Wave:



### Double Wave:



### Wave soldering profiles

Wired connection elements should be processed in accordance with the DIN EN 61760-1 standard. We have included two recommendations for practical wave soldering profiles, with which Weidmüller PCB terminals and connectors are qualified.

When choosing a suitable profile for your application, the following factors also need to be considered:

- PCB thickness
- Proportion of Cu in the layers
- Single/double-sided assembly
- Product range
- Heating and cooling rates

The single and double wave profiles each indicate the recommended operating range, including the maximum soldering temperature of  $260 \text{ °C}$ . In practice, the maximum soldering temperature is quite often well below the above maximum profile.

We reserve the right to make technical changes.