


SAK 4**Weidmüller Interface GmbH & Co. KG**

Klingenbergstraße 26

D-32758 Detmold

Germany

www.weidmueller.com**Product image**

To feed through power, signal, and data is the classical requirement in electrical engineering and panel building. The insulating material, the connection system and the design of the terminal blocks are the differentiating features. A feed-through terminal block is suitable for joining and/or connecting one or more conductors. They could have one or more connection levels that are on the same potential or insulated against one another.

General ordering data

Version	Feed-through terminal block, Screw connection, beige / yellow, 4 mm ² , 32 A, 800 V, Number of connections: 2, Number of levels: 1, TS 32, V-2, PA 66, 100 °C
Order No.	1716240000
Type	SAK 4
GTIN (EAN)	4008190377137
Qty.	100 pc(s).

SAK 4

Weidmüller Interface GmbH & Co. KG

Klingenbergstraße 26

D-32758 Detmold

Germany

www.weidmueller.com

Technical data

Dimensions and weights

Depth	51.5 mm	Depth (inches)	2.028 inch
Height	40 mm	Height (inches)	1.575 inch
Width	6.5 mm	Width (inches)	0.256 inch
Net weight	11.077 g		

Temperatures

Storage temperature		Operating temperature range	For operating temperature range see EC Design Test Certificate / IEC Ex-Certificate of Conformity
	-25 °C...55 °C		
Continuous operating temp., min.	-50 °C	Continuous operating temp., max.	100 °C

Material data

Material	PA 66	Colour	beige / yellow
UL 94 flammability rating	V-2		

Rating data IECEx/ATEX

Operating temperature range	For operating temperature range see EC Design Test Certificate / IEC Ex-Certificate of Conformity	Marking EN 60079-7	
			Ex eb II C Gb
Ex 2014/34/EU label	II 2 G D		

System specifications

Version	Screw connection, for screwable cross-connection, One end without connector	End cover plate required	Yes
Number of potentials	1	Number of levels	1
Number of clamping points per level	2	Number of potentials per tier	1
Levels cross-connected internally	No	PE connection	No
Rail	TS 32	N-function	No
PE function	No	PEN function	No

Additional technical data

Explosion-tested version	Yes	Number of similar terminals	1
Open sides	right	Type of mounting	Snap-on

CSA rating data

Certificate No. (CSA)	12400-129	Current size C (CSA)	36 A
Voltage size C (CSA)	600 V	Wire cross section max. (CSA)	10 AWG
Wire cross section min. (CSA)	26 AWG		

Conductors for clamping (additional connection)

Conductor cross-section, flexible plus plastic collar DIN 46228/1, further connection, max.	4 mm ²	Connection type, additional connection	Screw connection
---	-------------------	--	------------------

SAK 4

Weidmüller Interface GmbH & Co. KG

Klingenbergstraße 26

D-32758 Detmold

Germany

www.weidmueller.com

Technical data

Conductors for clamping (rated connection)

Blade size	0.6 x 3.5 mm	Clamping range, max.	6 mm ²
Clamping range, min.	0.13 mm ²	Clamping screw	M 3
Connection cross-section, stranded, max.	4 mm ²	Connection cross-section, stranded, min.	0.5 mm ²
Connection direction	on side	Gauge to IEC 60947-1	A4
Number of connections	2	Stripping length	12 mm
Tightening torque, max.	1 Nm	Tightening torque, min.	0.5 Nm
Torque level with DMS electric screwdriver	2	Twin wire-end ferrules, max.	2.5 mm ²
Twin wire-end ferrules, min.	0.5 mm ²	Type of connection	Screw connection
Wire connection cross section AWG, max.	AWG 10	Wire connection cross section AWG, min.	AWG 26
Wire connection cross section, finely stranded, max.	4 mm ²	Wire connection cross section, finely stranded, min.	0.5 mm ²
Wire connection cross-section, finely stranded with wire-end ferrules DIN 46228/1, max.	4 mm ²	Wire connection cross-section, finely stranded with wire-end ferrules DIN 46228/1, min.	0.5 mm ²
Wire connection cross-section, finely stranded with wire-end ferrules DIN 46228/4, max.	4 mm ²	Wire connection cross-section, finely stranded with wire-end ferrules DIN 46228/4, min.	0.5 mm ²
Wire connection cross-section, solid core, max.	6 mm ²	Wire connection cross-section, solid core, min.	0.5 mm ²

General

Rail	TS 32	Standards	IEC 60947-7-1
Wire connection cross section AWG, max.	AWG 10	Wire connection cross section AWG, min.	AWG 26

Rating data

Rated cross-section	4 mm ²	Rated voltage	800 V
Rated DC voltage	800 V	Rated current	32 A
Current at maximum wires	41 A	Standards	IEC 60947-7-1
Volume resistance according to IEC 60947-7-x	1 mΩ	Rated impulse withstand voltage	8 kV
Power loss in accordance with IEC 60947-7-x	1.02 W	Pollution severity	3

UL rating data

Certificate No. (UR)	E60693	Conductor size Factory wiring max. (UR)	10 AWG
Conductor size Factory wiring min. (UR)	22 AWG	Conductor size Field wiring max. (UR)	10 AWG
Conductor size Field wiring min. (UR)	22 AWG	Current size C (UR)	30 A
Voltage size C (UR)	600 V		

Classifications

ETIM 6.0	EC000897	ETIM 7.0	EC000897
ETIM 8.0	EC000897	ETIM 9.0	EC000897
ECLASS 9.0	27-14-11-20	ECLASS 9.1	27-14-11-20
ECLASS 10.0	27-14-11-20	ECLASS 11.0	27-14-11-20
ECLASS 12.0	27-14-11-20	ECLASS 13.0	27-25-01-01
ECLASS 14.0	27-25-01-01		

SAK 4

Weidmüller Interface GmbH & Co. KG

Klingenbergstraße 26

D-32758 Detmold

Germany

www.weidmueller.com

Technical data

Environmental Product Compliance

REACH SVHC	/
RoHS Compliance Status	Compliant without exemption

Approvals

Approvals



ROHS	Conform
UL File Number Search	UL Website
Certificate No. (UR)	E60693
Certificate No. (cURusEX)	E184763

Downloads

Approval/Certificate/Document of Conformity	CB Certificate CB Test Certificate Lloyds Register Certificate CCC Ex Certificate DNV Certificate Declaration of Conformity UKCA declaration of conformity
Engineering Data	CAD data – STEP
User Documentation	StorageConditionsTerminalBlocks
Catalogues	Catalogues in PDF-format

SAK 4

Weidmüller Interface GmbH & Co. KG

Klingenbergstraße 26

D-32758 Detmold

Germany

www.weidmueller.com

Accessories

Testsockets



Test adapters and test plugs are used for the electrical connection between terminal blocks and the test equipment. In this way, an electrical contact can be established in the wired state and measurements can be done easily.

General ordering data

Type	STB 14/D5/2.3/M3 SAK2.5	Version
Order No.	0168600000	SAK Series, Socket
GTIN (EAN)	4008190135225	
Qty.	50 pc(s).	

Marker holder



The marker holder offer the possibility of additional mounting of standard markers with a pitch of 5 or 5.1 mm. The angled holders can be optionally snapped together and could be mounted in all standard marking channels of the Klippon® Connect modular terminal blocks. Fitting marker types could be found under the respective accessories of the designation marking holder.

General ordering data

Type	BZT 1 WS 10/5	Version
Order No.	1805490000	Accessories, Marker holder
GTIN (EAN)	4032248270231	
Qty.	100 pc(s).	

Type	BZT 1 ZA WS 10/5	Version
Order No.	1805520000	Accessories, Marker holder
GTIN (EAN)	4032248270248	
Qty.	100 pc(s).	

SAK 4

Weidmüller Interface GmbH & Co. KG

Klingenbergstraße 26

D-32758 Detmold

Germany

www.weidmueller.com

Accessories

Q / SAK



Screwable cross-connections are easy to mount and de mount. Thanks to the big contact surface, even high currents can be transmitted with maximum contact reliability.

General ordering data

Type	Q 3 SAK4	Version
Order No.	0336800000	Cross-connector (terminal), when screwed in, grey, 32 A, Number of poles: 3, Pitch in mm (P): 6.00, Insulated: No, Width: 18 mm
GTIN (EAN)	4008190089795	
Qty.	50 pc(s).	
Type	Q 2 SAK4	Version
Order No.	0336700000	Cross-connector (terminal), when screwed in, grey, 32 A, Number of poles: 2, Pitch in mm (P): 6.00, Insulated: No, Width: 11 mm
GTIN (EAN)	4008190033842	
Qty.	50 pc(s).	
Type	Q 4 SAK4	Version
Order No.	0336900000	Cross-connector (terminal), when screwed in, grey, 32 A, Number of poles: 4, Pitch in mm (P): 6.00, Insulated: No, Width: 24.5 mm
GTIN (EAN)	4008190036201	
Qty.	50 pc(s).	
Type	Q 10 SAK4	Version
Order No.	0368800000	Cross-connector (terminal), when screwed in, grey, 32 A, Number of poles: 10, Pitch in mm (P): 6.00, Insulated: No, Width: 63.5 mm
GTIN (EAN)	4008190049478	
Qty.	20 pc(s).	

Screws



Depending on the terminal block or also accessories, we offer different types of screws as additional items or also spare parts.

General ordering data

Type	BFSC M3X25	Version
Order No.	0292500000	Mounting screw (Terminal), 3.00 mm, Steel, Depth: 4.8 mm, Width: 4.8 mm, Height: 25 mm
GTIN (EAN)	4008190177027	
Qty.	100 pc(s).	
Type	BFSC M3X22 PA/RT	Version
Order No.	0128900000	Mounting screw (Terminal), 3.00 mm, Polyamide 66, Depth: 4.8 mm, Width: 4.8 mm, Height: 22 mm
GTIN (EAN)	4008190084158	
Qty.	100 pc(s).	

SAK 4

Weidmüller Interface GmbH & Co. KG

Klingenbergstraße 26


D-32758 Detmold

Germany

www.weidmueller.com

Accessories

SAK-Series



Warning covers with a flash symbol provide more safety for man and machine. They are used where external voltage must be indicated within the application.

General ordering data

Type	AD 4 SAK4	Version
Order No.	0285300000	Terminal cover, yellow, PVC, Height: 25 mm, Width: 25.6 mm, Depth:
GTIN (EAN)	4008190072902	1 mm, V-2
Qty.	50 pc(s).	

Blank



The Dekafix (DEK) marker is the universal marker for all conductor and plug-in connectors as well as for electronic sub-assemblies. The system is ideal for short number sequences and covers a wide range of ready-printed markers.

Strips for fast installation in only one work step. The printing is easy to read, rich in contrast and available in various widths.

- Large range of ready-to-use markers
- Strips for fast installation
- Terminal markers, suitable for all Weidmüller cable connectors
- Available as blank MultiCard or with standard printing

For custom printing: Please send us a file of our labeling software M-Print PRO or M-Print PRO Online (without installation) for your labeling specifications.

General ordering data

Type	DEK 5/6.5 MC NE WS	Version
Order No.	1609840000	Dekafix, Terminal marker, 5 x 6.5 mm, Pitch in mm (P): 6.50
GTIN (EAN)	4008190203429	Weidmueller, white
Qty.	900 pc(s).	

SAK 4

Weidmüller Interface GmbH & Co. KG

Klingenbergstraße 26

D-32758 Detmold

Germany

www.weidmueller.com

Accessories

Custom printing



The Dekafix (DEK) marker is the universal marker for all conductor and plug-in connectors as well as for electronic sub-assemblies. The system is ideal for short number sequences and covers a wide range of ready-printed markers.

Strips for fast installation in only one work step. The printing is easy to read, rich in contrast and available in various widths.

- Large range of ready-to-use markers
- Strips for fast installation
- Terminal markers, suitable for all Weidmüller cable connectors
- Available as blank MultiCard or with standard printing

For custom printing: Please send us a file of our labeling software M-Print PRO or M-Print PRO Online (without installation) for your labeling specifications.

General ordering data

Type	DEK 5/6.5 MC SDR	Version
Order No.	1609850000	Dekafix, Terminal marker, 5 x 6.5 mm, Pitch in mm (P): 6.50
GTIN (EAN)	4008190456610	Weidmueller, To customer specification
Qty.	180 pc(s).	

Test plugs



Test adapters and test plugs are used for the electrical connection between terminal blocks and the test equipment. In this way, an electrical contact can be established in the wired state and measurements can be done easily.

General ordering data

Type	PS 2.3 RT	Version
Order No.	0180400000	Test adapter (terminal), 230 V, 20 mA
GTIN (EAN)	4008190060121	
Qty.	20 pc(s).	

SAK 4

Weidmüller Interface GmbH & Co. KG

Klingenbergstraße 26

D-32758 Detmold

Germany

www.weidmueller.com

Accessories

SAK-Series

SAK
Series

Test adapters and test plugs are used for the electrical connection between terminal blocks and the test equipment. In this way, an electrical contact can be established in the wired state and measurements can be done easily.

General ordering data

Type	STA 1/ZA SAK4-10	Version
Order No.	1632450000	Test adapter (terminal), 250 V
GTIN (EAN)	4008190209636	
Qty.	25 pc(s).	

SAK-Series

SAK
Series

End plates are fitted to the open side of the last modular terminal before the end bracket. The use of an end plate ensures the function of the modular terminal and the specified rated voltage. It guarantees protection against contact with live parts and makes the final terminal finger-proof.

General ordering data

Type	AP SAK4-10 DB	Version
Order No.	0105100000	End plate (terminals), dark beige, Height: 40 mm, Width: 1.5 mm, V-0,
GTIN (EAN)	4008190394875	Wemid
Qty.	20 pc(s).	
Type	AP SAK4-10 BL	Version
Order No.	0117980000	End plate (terminals), blue, Height: 40 mm, Width: 1.5 mm, V-2, PA 66
GTIN (EAN)	4008190171087	
Qty.	20 pc(s).	
Type	AP SAK4-10 RT	Version
Order No.	0117900000	End plate (terminals), red, Height: 40 mm, Width: 1.5 mm, V-2, PA 66
GTIN (EAN)	4008190125059	
Qty.	20 pc(s).	
Type	AP SAK4-10	Version
Order No.	0117960000	End plate (terminals), beige, Height: 40 mm, Width: 1.5 mm, V-2, PA
GTIN (EAN)	4008190081485	66
Qty.	20 pc(s).	
Type	AP SAK4-10 I	Version
Order No.	0117910000	End plate (terminals), Light Grey, Height: 40 mm, Width: 1.5 mm, V-2,
GTIN (EAN)	4008190183707	PA 66
Qty.	20 pc(s).	

SAK 4

Weidmüller Interface GmbH & Co. KG

Klingenbergstraße 26

D-32758 Detmold

Germany

www.weidmueller.com

Accessories

SchT group marker carrier



The SchT 5 S group tag carriers are clipped directly onto the TS 32 mounting rail (G-rail) or the TS 35 mounting rail (top-hat rail). It is therefore possible to label the terminal strip irrespective of the terminal and the type of terminal. SchT 5 and SchT 5 S are fitted with ESO 5, STR 5 protective strips.


The SchT 7 is a hinged group tag carrier for inlay tags which enables easy access to the clamping screw. The SchT 7 is fitted with ESO 7, STR 7 protective strips or DEK 5.

Inlay tags and protective strips can be found under "Accessories".

General ordering data

Type	Version
Order No. 0517960000	SCHT, Terminal marker, 39.3 x 8 mm, Pitch in mm (P): 7.00
GTIN (EAN) 4008190001742	Weidmueller, white
Qty. 20 pc(s).	

SAK-Series



A partition plate is used for the optical separation of circuits or used for electrical isolation from neighbouring cross-connectors. In contrast to the end plate, the contour can be larger than the adjacent terminal blocks. However, it should not be smaller, as otherwise the required clearance and creepage distances within the application can no longer be maintained.

General ordering data

Type	Version
Order No. 0319160000	Small partition (terminal), PA 66, beige, Continuous operating temp., max.: 100 °C
GTIN (EAN) 4008190097219	
Qty. 100 pc(s).	
Type	Version
Order No. 0130160000	Partition plate (terminal), beige, Height: 50 mm, Width: 1.5 mm, V-2, PA 66
GTIN (EAN) 4008190096335	
Qty. 20 pc(s).	
Type	Version
Order No. 0353660000	Small partition (terminal), PA 66, beige, Continuous operating temp., max.: 100 °C
GTIN (EAN) 4008190128432	
Qty. 100 pc(s).	
Type	Version
Order No. 0130180000	Partition plate (terminal), blue, Height: 50 mm, Width: 1.5 mm, V-2, PA 66
GTIN (EAN) 4008190114138	
Qty. 20 pc(s).	

SAK 4**Weidmüller Interface GmbH & Co. KG**

Klingenbergstraße 26

D-32758 Detmold

Germany

www.weidmueller.com**Accessories****Connection sleeves****General ordering data**

Type	VL 2 SAK4	Version
Order No.	0197000000	Cross-connector (terminal), when screwed in, grey, 32 A, Number of
GTIN (EAN)	4008190000271	poles: 2, Pitch in mm (P): 6.50, Insulated: No, Width: 6 mm
Qty.	50 pc(s).	
Type	VH 13.5/4.9/3.3	Version
Order No.	0248500000	Connecting sleeve (terminal), when screwed in, Width: 4.9, Height:
GTIN (EAN)	4008190022723	4.9 mm, Depth: 13.5 mm, Number of poles: 1, Copper
Qty.	100 pc(s).	
Type	VH 19/5/3.4	Version
Order No.	0285100000	Connecting sleeve (terminal), when screwed in, Width: 5, Height: 5
GTIN (EAN)	4008190189297	mm, Depth: 17.5 mm, Number of poles: 1, Cu Zn
Qty.	50 pc(s).	