


**ZDK 2.5PE****Weidmüller Interface GmbH & Co. KG**

Klingenbergstraße 26

D-32758 Detmold

Germany

[www.weidmueller.com](http://www.weidmueller.com)**Product image**

A protective feed through terminal block is an electrical conductor for the purpose of safety and is used in many applications. To establish the electrical and mechanical connection between copper conductors and the mounting support plate, PE terminal blocks are used. They have one or more contact points for connection with and/or bifurcation of protective earth conductors.

**General ordering data**

Version	Double-tier terminal, PE terminal, Tension-clamp connection, 2.5 mm <sup>2</sup> , 300 A (2.5 mm <sup>2</sup> ), Green/yellow
Order No.	<a href="#">1690000000</a>
Type	ZDK 2.5PE
GTIN (EAN)	4008190875466
Qty.	50 pc(s).

## ZDK 2.5PE

Weidmüller Interface GmbH &amp; Co. KG

Klingenbergstraße 26

D-32758 Detmold

Germany

www.weidmueller.com

## Technical data

## Dimensions and weights

Depth	53 mm	Depth (inches)	2.087 inch
Depth including DIN rail	54 mm	Height	79.5 mm
Height (inches)	3.13 inch	Width	5.1 mm
Width (inches)	0.201 inch	Net weight	14.8 g

## Temperatures

Storage temperature		Operating temperature range	For operating temperature range see EC Design Test Certificate / IEC Ex-Certificate of Conformity
	-25 °C...55 °C		
Continuous operating temp., min.	-50 °C	Continuous operating temp., max.	120 °C

## Material data

Material	Wemid	Colour	Green/yellow
UL 94 flammability rating	V-0		

## Rating data IECEx/ATEX

Certificate No. (ATEX)	DEMKO16ATEX1729U	Certificate No. (IECEX)	IECEXULD16.0025U
Wire cross section max. (ATEX)	2.5 mm <sup>2</sup>	Wire cross section max. (IECEX)	2.5 mm <sup>2</sup>
Operating temperature range	For operating temperature range see EC Design Test Certificate / IEC Ex-Certificate of Conformity	Marking EN 60079-7	
Ex 2014/34/EU label	II 2 G D		Ex eb II C Gb

## System specifications

Version	Tension-clamp connection, With PE connection, One end without connector	End cover plate required	Yes
Number of levels	2	Number of clamping points per level	2
Levels cross-connected internally	Yes	PE connection	Yes
Rail	TS 35	PE function	Yes
PEN function	No		

## Additional technical data

Explosion-tested version	Yes	Installation advice	Direct mounting
Number of similar terminals	1	Open sides	right
Type of mounting	Snap-on		

## CSA rating data

Certificate No. (CSA)	80053378-200039	Conductor size Factory wiring max. (CSA)	12 AWG
Conductor size Factory wiring min. (CSA)	26 AWG	Conductor size Field wiring max. (CSA)	12 AWG
Conductor size Field wiring min. (CSA)	26 AWG		

## Conductors for clamping (rated connection)

Blade size	0.6 x 3.5 mm
Clamping range, max.	2.5 mm <sup>2</sup>
Clamping range, min.	0.05 mm <sup>2</sup>

Creation date July 7, 2024 7:21:40 PM CEST

Catalogue status 29.06.2024 / We reserve the right to make technical changes.

**ZDK 2.5PE****Weidmüller Interface GmbH & Co. KG**

Klingenbergstraße 26

D-32758 Detmold

Germany

www.weidmueller.com

**Technical data**

Connection direction	top		
Gauge to IEC 60947-1	A2		
Number of connections	4		
Stripping length	10 mm		
Tube length for wire-end ferrule with plastic collar DIN 46228/4	Cross-section for conductor connection	nominal	0.5 mm <sup>2</sup>
	Tube length	max.	10 mm
		min.	6 mm
	Cross-section for conductor connection	nominal	0.75 mm <sup>2</sup>
	Tube length	max.	12 mm
		min.	6 mm
	Cross-section for conductor connection	nominal	1 mm <sup>2</sup>
	Tube length	max.	12 mm
		min.	6 mm
	Cross-section for conductor connection	nominal	1.5 mm <sup>2</sup>
	Tube length	max.	12 mm
		min.	8 mm
Tube length for wire-end ferrule without plastic collar DIN 46228/1	Cross-section for conductor connection	nominal	0.5 mm <sup>2</sup>
	Tube length	nominal	10 mm
	Cross-section for conductor connection	nominal	0.75 mm <sup>2</sup>
	Tube length	nominal	10 mm
	Cross-section for conductor connection	nominal	1 mm <sup>2</sup>
	Tube length	nominal	10 mm
	Cross-section for conductor connection	nominal	1.5 mm <sup>2</sup>
	Tube length	max.	12 mm
		min.	10 mm
Type of connection	Tension-clamp connection	Cross-section for conductor connection	nominal
		Tube length	10 mm
Wire connection cross section AWG, max.	AWG 14		
Wire connection cross section AWG, min.	AWG 24		
Wire connection cross section, finely stranded, max.	2.5 mm <sup>2</sup>		
Wire connection cross section, finely stranded, min.	0.5 mm <sup>2</sup>		
Wire connection cross-section, finely stranded with wire-end ferrules DIN 46228/1, max.	2.5 mm <sup>2</sup>		
Wire connection cross-section, finely stranded with wire-end ferrules DIN 46228/1, min.	0.5 mm <sup>2</sup>		
Wire connection cross-section, finely stranded with wire-end ferrules DIN 46228/4, max.	1.5 mm <sup>2</sup>		
Wire connection cross-section, finely stranded with wire-end ferrules DIN 46228/4, min.	0.5 mm <sup>2</sup>		
Wire connection cross-section, solid core, max.	2.5 mm <sup>2</sup>		
Wire connection cross-section, solid core, min.	0.5 mm <sup>2</sup>		

## ZDK 2.5PE

Weidmüller Interface GmbH &amp; Co. KG

Klingenbergstraße 26

D-32758 Detmold

Germany

www.weidmueller.com

## Technical data

## General

Installation advice	Direct mounting	Rail	TS 35
Standards	IEC 60947-7-2	Wire connection cross section AWG, max.	AWG 14
Wire connection cross section AWG, min.	AWG 24		

## PE rating data

Rated short-time current	300 A (2.5 mm <sup>2</sup> )	PEN function	No
--------------------------	------------------------------	--------------	----

## Rating data

Rated cross-section	2.5 mm <sup>2</sup>	Rated voltage to adjoining terminal	500 V
Rated DC voltage	500 V	Standards	IEC 60947-7-2
Volume resistance according to IEC 60947-7-x	1.33 mΩ	Rated impulse withstand voltage to adjacent terminal	6 kV
Power loss in accordance with IEC 60947-7-x	0.77 W	Pollution severity	3

## UL rating data

Certificate No. (UR)	E60693	Conductor size Factory wiring max. (UR)	14 AWG
Conductor size Factory wiring min. (UR)	26 AWG	Conductor size Field wiring max. (UR)	14 AWG
Conductor size Field wiring min. (UR)	26 AWG		

## Classifications

ETIM 7.0	EC000901	ETIM 8.0	EC000901
ETIM 9.0	EC000901	ECLASS 11.0	27-14-11-41
ECLASS 12.0	27-14-11-41	ECLASS 13.0	27-25-01-04

## Environmental Product Compliance

REACH SVHC	/
------------	---

## Approvals

Approvals



ROHS	Conform
UL File Number Search	UL Website
Certificate No. (UR)	E60693

**ZDK 2.5PE****Weidmüller Interface GmbH & Co. KG**

Klingenbergstraße 26

D-32758 Detmold

Germany

[www.weidmueller.com](http://www.weidmueller.com)**Technical data****Downloads**

Approval/Certificate/Document of Conformity	<a href="#">Attestation of Conformity</a>
	<a href="#">UKCA Ex Attestation of Conformity</a>
	<a href="#">ATEX Certificate</a>
	<a href="#">IECEX Certificate</a>
	<a href="#">DNVGL certificate</a>
	<a href="#">CCC Ex Certificate</a>
	<a href="#">UKCA Ex Certificate</a>
	<a href="#">17-AV4BO-0544U</a>
	<a href="#">Declaration of Conformity</a>
Engineering Data	<a href="#">UKCA declaration of conformity</a>
	<a href="#">Confirmation of Standards EN 45545-2_2020-10</a>
Engineering Data	<a href="#">CAD data – STEP</a>
Engineering Data	<a href="#">Zuken E3.S</a>
User Documentation	<a href="#">NTI ZDK 2.5-PE</a>
	<a href="#">NTI ZDK-PE 2.5 V</a>
	<a href="#">StorageConditionsTerminalBlocks</a>
	<a href="#">NTI ZDK 2.5 N DU</a>
Catalogues	<a href="#">Catalogues in PDF-format</a>
Brochures	

### ZDK 2.5PE

**Weidmüller Interface GmbH & Co. KG**

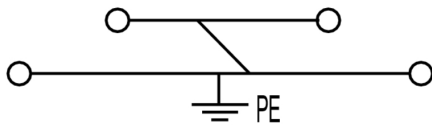
Klingenbergstraße 26

D-32758 Detmold

Germany

[www.weidmueller.com](http://www.weidmueller.com)

## Drawings



## ZDK 2.5PE

Weidmüller Interface GmbH &amp; Co. KG

Klingenbergstraße 26

D-32758 Detmold

Germany

www.weidmueller.com

## Accessories

## Slotted screwdriver



VDE insulated screwdriver sets, for working on live parts up to 1000 V AC and 1500 V DC, DIN EN 60900. IEC 900. Each piece is "GS" safety tested. Blade made from fully hardened, high-alloy chromium-vanadium-molybdenum steel, gun-metal finish.

## General ordering data

Type	SDIS SLIM 0.6X3.5X100	Version
Order No.	<a href="#">2749610000</a>	Mounting tool, Blade width (B): 3.5 mm, Blade length: 100 mm, Blade
GTIN (EAN)	4050118896350	thickness (A): 0.6 mm
Qty.	1 pc(s).	

## Blank



The Dekafix (DEK) marker is the universal marker for all conductor and plug-in connectors as well as for electronic sub-assemblies. The system is ideal for short number sequences and covers a wide range of ready-printed markers.

Strips for fast installation in only one work step. The printing is easy to read, rich in contrast and available in various widths.

- Large range of ready-to-use markers
- Strips for fast installation
- Terminal markers, suitable for all Weidmüller cable connectors
- Available as blank MultiCard or with standard printing

**For custom printing:** Please send us a file of our labeling software M-Print PRO or M-Print PRO Online (without installation) for your labeling specifications.

## General ordering data

Type	DEK 5/5 MC NE WS	Version
Order No.	<a href="#">1609801044</a>	Dekafix, Terminal marker, 5 x 5 mm, Pitch in mm (P): 5.00
GTIN (EAN)	4008190397111	Weidmueller, white
Qty.	1,000 pc(s).	

**ZDK 2.5PE****Weidmüller Interface GmbH & Co. KG**

Klingenbergstraße 26

D-32758 Detmold

Germany

[www.weidmueller.com](http://www.weidmueller.com)**Accessories****2.5 mm<sup>2</sup>**2.5  
mm<sup>2</sup>

End plates are fitted to the open side of the last modular terminal before the end bracket. The use of an end plate ensures the function of the modular terminal and the specified rated voltage. It guarantees protection against contact with live parts and makes the final terminal finger-proof.

**General ordering data**

Type	ZAP/TW ZDK2.5 BL	Version
Order No.	<a href="#">1748800000</a>	Z-series, End plate, Partition plate
GTIN (EAN)	4008190997519	
Qty.	20 pc(s).	
Type	ZAP/TW ZDK2.5 OR	Version
Order No.	<a href="#">1690080000</a>	Z-series, End plate, Partition plate
GTIN (EAN)	4008190870645	
Qty.	20 pc(s).	
Type	ZAP/TW ZDK2.5	Version
Order No.	<a href="#">1674730000</a>	Z-series, End plate, Partition plate
GTIN (EAN)	4008190444891	
Qty.	20 pc(s).	

**Z-Series**Z  
Series

Weidmüller's range of products includes end brackets that guarantee a permanent, reliable mounting on the terminal rail and prevent sliding. Versions with and without screws are available. The end brackets include marking options, also for group markers, and also a test plug holder.

**General ordering data**

Type	ZEW 35	Version
Order No.	<a href="#">9540000000</a>	End bracket, Wemid, dark beige, Rail: TS 35, Snap-on
GTIN (EAN)	4008190956264	
Qty.	20 pc(s).	
Type	ZEW 35/2	Version
Order No.	<a href="#">8630740000</a>	End bracket, Wemid, dark beige, Rail: TS 35, Snap-on
GTIN (EAN)	4032248348916	
Qty.	20 pc(s).	



## ZDK 2.5PE

Weidmüller Interface GmbH &amp; Co. KG

Klingenbergstraße 26

D-32758 Detmold

Germany

www.weidmueller.com

## Accessories

## Blank



WS markers are the perfect match for the W-series connectors. Thanks to their system compatibility, the WS tags can also be used with the I-series and the Z-series. The large marking surfaces do not only permit long character strings but also multi-line text. WS markers are ideal for labels with long, customised character strings. Thanks to the proven MultiCard format, printing with PrintJet CONNECT oder/or Plotter is possible.

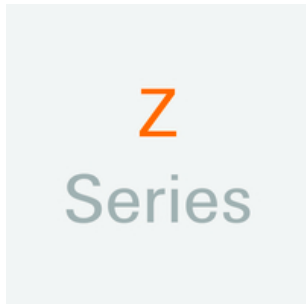
- Can be fitted in strips or individually
- Markers in proven MultiCard format

**For custom printing:** Please send us a file of our labeling software M-Print PRO or M-Print PRO Online (without installation) for your labeling specifications.

## General ordering data

Type	WS 10/5 M MC NE WS	Version
Order No.	<a href="#">1792000000</a>	WS, Terminal marker, 10 x 5 mm, Pitch in mm (P): 5.00 Weidmueller,
GTIN (EAN)	4032248223862	Allen-Bradley, white
Qty.	720 pc(s).	

## Z-Series



Test adapters and test plugs are used for the electrical connection between terminal blocks and the test equipment. In this way, an electrical contact can be established in the wired state and measurements can be done easily.

## General ordering data

Type	ZTA 4	Version
Order No.	<a href="#">1688110000</a>	Accessories, Test adapter, 11 A
GTIN (EAN)	4008190855666	
Qty.	25 pc(s).	

**ZDK 2.5PE****Weidmüller Interface GmbH & Co. KG**

Klingenbergstraße 26

D-32758 Detmold

Germany

[www.weidmueller.com](http://www.weidmueller.com)**Accessories****Z-Series**

The additional connection enables a separate voltage tap. This can be used, for example, for the emergency power supply before the main switch or simply as an additional connection within the application.

**General ordering data**

Type	ZBS1 F.D SET	Version
Order No.	<a href="#">1764550000</a>	Accessories, Component plug, 6 A
GTIN (EAN)	4032248113644	
Qty.	10 pc(s).	

**W-Series**

Weidmüller's range of products includes end brackets that guarantee a permanent, reliable mounting on the terminal rail and prevent sliding. Versions with and without screws are available. The end brackets include marking options, also for group markers, and also a test plug holder.

**General ordering data**

Type	WEW 35/1	Version
Order No.	<a href="#">1059000000</a>	End bracket, Wemid, dark beige, Rail: TS 35, when screwed in
GTIN (EAN)	4008190172282	
Qty.	50 pc(s).	
Type	WEW 35/2	Version
Order No.	<a href="#">1061200000</a>	End bracket, Wemid, dark beige, Rail: TS 35, when screwed in
GTIN (EAN)	4008190030230	
Qty.	50 pc(s).	

## ZDK 2.5PE

Weidmüller Interface GmbH &amp; Co. KG

Klingenbergstraße 26

D-32758 Detmold

Germany

www.weidmueller.com

## Accessories

## SAK-Series

SAK  
Series

Weidmüller's range of products includes end brackets that guarantee a permanent, reliable mounting on the terminal rail and prevent sliding. Versions with and without screws are available. The end brackets include marking options, also for group markers, and also a test plug holder.

## General ordering data

Type	EW 35/SCHA/M3	Version
Order No.	<a href="#">0258660000</a>	End bracket, Wemid, beige, Rail: TS 35, when screwed in
GTIN (EAN)	4008190033477	
Qty.	20 pc(s).	
Type	EW 35	Version
Order No.	<a href="#">0383560000</a>	End bracket, Wemid, beige, Rail: TS 35, when screwed in
GTIN (EAN)	4008190181314	
Qty.	50 pc(s).	
Type	EW 35 GR 7032	Version
Order No.	<a href="#">0383530000</a>	End bracket, Wemid, grey, Rail: TS 35, when screwed in
GTIN (EAN)	4008190027322	
Qty.	50 pc(s).	

## STR transparent strips



## General ordering data

Type	STR 7 F.SCHT 7	Version
Order No.	<a href="#">0515300000</a>	Terminal markers, Protective cap, 27 x 6.3 mm, Transparent
GTIN (EAN)	4008190182175	
Qty.	20 pc(s).	

## ZDK 2.5PE

Weidmüller Interface GmbH &amp; Co. KG

Klingenbergstraße 26

D-32758 Detmold

Germany

www.weidmueller.com

## Accessories

## Blank



ZS markers - in proven MultiCard-format - have been developed specifically for the Z-series. They have a large printing area. The hinged mechanism even allows access to cross-connectors without dismantling. Quick installation is guaranteed by the fact that the single tags are clipped on in strips. The single tags are easy to separate.

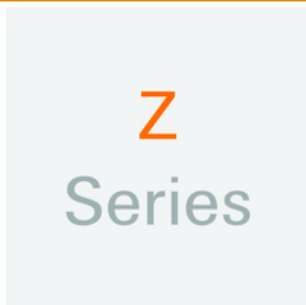
- Hinged marker area
- Can be fitted in strips or individually
- Markers in proven MultiCard format

**For custom printing:** Please send us a file of our labeling software M-Print PRO or M-Print PRO Online (without installation) for your labeling specifications.

## General ordering data

Type	ZS 10/5 MC NE WS	Version
Order No.	<a href="#">1610000000</a>	ZS, Terminal marker, 10 x 5 mm, Pitch in mm (P): 5.00 Weidmueller,
GTIN (EAN)	4008190263171	Allen-Bradley, white
Qty.	480 pc(s).	

## Z-Series



The use of reducing sleeves simplifies the connection of conductors with smaller cross-sections. Conductors can be reliably inserted into the clamping point without the strands fraying. The use of a reducing sleeve centres the conductor in the entry point.

## General ordering data

Type	ZRH 1.5H/1	Version
Order No.	<a href="#">1678810000</a>	Z-series, Reducing sleeve
GTIN (EAN)	4008190487324	
Qty.	1,000 pc(s).	
Type	ZRH 1.5H/2	Version
Order No.	<a href="#">1678800000</a>	Z-series, Reducing sleeve
GTIN (EAN)	4008190487317	
Qty.	1,000 pc(s).	

## ZDK 2.5PE

Weidmüller Interface GmbH &amp; Co. KG

Klingenbergstraße 26

D-32758 Detmold

Germany

www.weidmueller.com

## Accessories

## ZGB pivotable group tag holder



The ZGB 15 is a hinged group tag carrier. The tag carrier can hold the dekafix 5, WS 12/5 terminal markers or the inlay tag ESO 15.

The ZGB 30 is a hinged group tag carrier. The tag carrier can hold the dekafix 5, WS 12/5 terminal markers or the inlay tag ESO 7.

Inlay tags and protective strips can be found under "Accessories".

## General ordering data

Type	ZGB 30	Version
Order No.	<a href="#">1611930000</a>	Terminal markers, Terminal marker, 32 x 7 mm, Pitch in mm (P): 5.00
GTIN (EAN)	4008190002251	Weidmueller, white
Qty.	20 pc(s).	
Type	ZGB 15	Version
Order No.	<a href="#">1636530000</a>	Terminal markers, Terminal marker, 15 x 7 mm, Pitch in mm (P): 5.00
GTIN (EAN)	4008190297053	Weidmueller, white
Qty.	20 pc(s).	
Type	ZGB 30/3.5	Version
Order No.	<a href="#">1778290000</a>	Terminal markers, Terminal marker, 32 x 7 mm, Pitch in mm (P): 3.50
GTIN (EAN)	4032248161065	white
Qty.	20 pc(s).	

## Marker holder



The marker holder offer the possibility of additional mounting of standard markers with a pitch of 5 or 5.1 mm. The angled holders can be optionally snapped together and could be mounted in all standard marking channels of the Klippon® Connect modular terminal blocks. Fitting marker types could be found under the respective accessories of the designation marking holder.

## General ordering data

Type	BZT 1 WS 10/5	Version
Order No.	<a href="#">1805490000</a>	Accessories, Marker holder
GTIN (EAN)	4032248270231	
Qty.	100 pc(s).	
Type	BZT 1 ZA WS 10/5	Version
Order No.	<a href="#">1805520000</a>	Accessories, Marker holder
GTIN (EAN)	4032248270248	
Qty.	100 pc(s).	