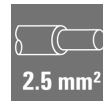


HDC HD 8 MC**Weidmüller Interface GmbH & Co. KG**

Klingenbergstraße 26

D-32758 Detmold

Germany

www.weidmueller.com

The HD range features a high density of contacts. It is thus optimally suited for signal processing.
The wire connection level is designed as a crimp contact. The established crimp connection has been used as a standard for decades.

Crimp contacts are not delivered with the inserts.

Number of poles: **7 - 8**

Rated current: **10 A**

Rated voltage: 42/**250 V**

Nominal voltage acc. to UL/CSA: **600 V AC/DC**

Crimp connection

General ordering data

Version	HDC insert, Male, 50 V, 10 A, Number of poles: 8, Crimp connection, Size: 1
Order No.	1650590000
Type	HDC HD 8 MC
GTIN (EAN)	4008190299262
Qty.	1 pc(s).

HDC HD 8 MC

Weidmüller Interface GmbH & Co. KG

Klingenbergstraße 26

D-32758 Detmold

Germany

www.weidmueller.com

Technical data

Dimensions and weights

Depth	21 mm	Depth (inches)	0.827 inch
Height	34 mm	Height (inches)	1.339 inch
Width	21 mm	Width (inches)	0.827 inch
Net weight	10 g		

Temperatures

Limit temperature	-40 °C ... 125 °C
-------------------	-------------------

Dimensions

Height of plug	34 mm	Total length base	21 mm
Width	21 mm		

General data

BG	1	Colour	beige
Conductor cross-section	2.5 mm ²	Free from halogens	true
Insulating material	PC glass-fibre reinforced (UL-listed and railway-certified)	Insulating material group	IIIa
Insulation strength	10 ¹⁰ Ω	Low smoke acc. DIN EN 45545-2	Yes
Material	Copper alloy	Number of poles	8
Plugging cycles, gold	≥ 500	Plugging cycles, silver	≥ 500
Pollution severity	3	Rated current (DIN EN 61984)	10 A
Rated impulse voltage (DIN EN 61984)	4 kV	Rated voltage (DIN EN 61984)	50 V
Rated voltage according to UL/CSA	600 V AC/DC	Series	HD
Size	1	Type	Male
Type of connection	Crimp connection	UL 94 flammability rating	V-0
Volume resistance	≤4 mΩ		

Version

BG	1	Conductor cross-section, max.	2.5 mm ²
Conductor cross-section, min.	0.14 mm ²	Material	Copper alloy
Size	1	Stripping length, rated connection	8 mm
Type of connection	Crimp connection	Volume resistance	≤4 mΩ
Wire connection cross section AWG, max.	AWG 14	Wire connection cross section AWG, min.	AWG 26

Classifications

ETIM 6.0	EC000438	ETIM 7.0	EC000438
ETIM 8.0	EC000438	ETIM 9.0	EC000438
ECLASS 9.0	27-44-02-05	ECLASS 9.1	27-44-02-05
ECLASS 10.0	27-44-02-05	ECLASS 11.0	27-44-02-05
ECLASS 12.0	27-44-02-05	ECLASS 13.0	27-44-02-05

Substance	Acetone
Chemical resistance	Resistant
Substance	Ammonia, watery
Chemical resistance	Conditionally resistant
Substance	Petrol

HDC HD 8 MC

Weidmüller Interface GmbH & Co. KG

Klingenbergstraße 26

D-32758 Detmold

Germany

www.weidmueller.com

Technical data

Chemical resistance	Resistant
Substance	Benzene
Chemical resistance	Resistant
Substance	Diesel oil
Chemical resistance	Conditionally resistant
Substance	Acetic acid, concentrated
Chemical resistance	Resistant
Substance	Potassium hydroxide
Chemical resistance	Conditionally resistant
Substance	Methanol
Chemical resistance	Conditionally resistant
Substance	Motor oil
Chemical resistance	Conditionally resistant
Substance	Lye, diluted
Chemical resistance	Resistant
Substance	Hydrochlorofluorocarbons
Chemical resistance	Conditionally resistant
Substance	Outdoor use
Chemical resistance	Conditionally resistant

Environmental Product Compliance

REACH SVHC	Lead 7439-92-1 Potassium perfluorobutane sulfonate 29420-49-3
SCIP	b67daa31-7dca-434d-8290-da7fb52f83a2
Chemical resistance	de.myview.objectmodel.impl.BlockImpl@71bff307 de.myview.objectmodel.impl.BlockImpl@6c74cbf8 de.myview.objectmodel.impl.BlockImpl@50705568 de.myview.objectmodel.impl.BlockImpl@54162f07 de.myview.objectmodel.impl.BlockImpl@5abfd949 de.myview.objectmodel.impl.BlockImpl@105ef2ed de.myview.objectmodel.impl.BlockImpl@42572e9b de.myview.objectmodel.impl.BlockImpl@275c5fc1 de.myview.objectmodel.impl.BlockImpl@38dbff2 de.myview.objectmodel.impl.BlockImpl@6423fcf4 de.myview.objectmodel.impl.BlockImpl@1ffb351d de.myview.objectmodel.impl.BlockImpl@5a9cc374

Approvals

Approvals



ROHS	Conform
UL File Number Search	UL Website
Certificate No. (cURus)	E92202

HDC HD 8 MC

Weidmüller Interface GmbH & Co. KG

Klingenbergstraße 26

D-32758 Detmold

Germany

www.weidmueller.com

Technical data

Downloads

Approval/Certificate/Document of Con-
formity

[Manufacturer's declaration](#)

Engineering Data

[CAD data – STEP](#)

Catalogues

[Catalogues in PDF-format](#)

Brochures

[FL FIELDWIRING EN](#)

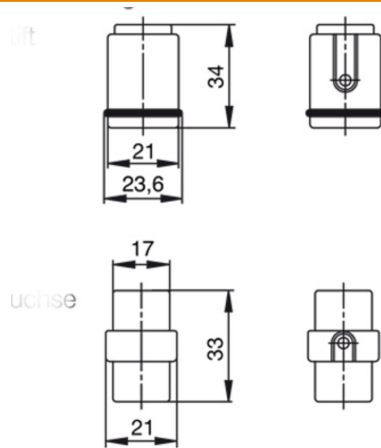
[FL FIELDWIRING EN](#)

HDC HD 8 MC

Weidmüller Interface GmbH & Co. KG
Klingenbergstraße 26
D-32758 Detmold
Germany

www.weidmueller.com

Drawings



HDC HD 8 MC

Weidmüller Interface GmbH & Co. KG

Klingenbergstraße 26

D-32758 Detmold

Germany

www.weidmueller.com

Accessories

Crimping tools




Crimping tools for turned contacts

- Ratchet guarantees precise crimping
- Release option in the event of incorrect operation
- With stop for exact positioning of the contacts.

General ordering data

Type	CTIN CM 1.6/2.5	Version
Order No.	9205430000	Pressing tool, Crimping tool for contacts, 0.14mm ² , 6mm ² , 4-indent
GTIN (EAN)	4032248733446	crimp
Qty.	1 pc(s).	
Type	CTX CM 1.6/2.5	Version
Order No.	9018490000	Pressing tool, Crimping tool for contacts, 0.14mm ² , 4mm ² , W crimp
GTIN (EAN)	4008190884598	
Qty.	1 pc(s).	

Slotted screwdriver



VDE insulated slot-head screwdriver, SDI DIN 7437, ISO 2380/2, drive output acc. to DIN 5264, ISO 2380/1.
SoftFinish grip

General ordering data

Type	SDIS 0.8X4.0X100	Version
Order No.	9008400000	Screwdriver, Screwdriver
GTIN (EAN)	4032248056361	
Qty.	1 pc(s).	
Type	SDIS 0.6X3.5X100	Version
Order No.	9008390000	Screwdriver, Screwdriver
GTIN (EAN)	4032248056354	
Qty.	1 pc(s).	

HDC HD 8 MC

Weidmüller Interface GmbH & Co. KG

Klingenbergstraße 26

D-32758 Detmold

Germany

www.weidmueller.com

Accessories

Crimp contacts HD



Crimps provide a electrical and mechanical connection between wire and contact that is both secure and reliable. The optimal crimp connection is gas-tight and corrosion-resistant.

General ordering data

Type	HDC-C-HD-SM0.75-1.00AU	Version
Order No.	1651640000	Heavy-duty connectors, Crimp contact, HD, HDD, HQ, MixMate, Male,
GTIN (EAN)	4008190400316	Conductor cross-section, max.: 1, turned, Copper alloy
Qty.	100 pc(s).	
Type	HDC-C-HD-SM2.5AU	Version
Order No.	1651660000	Heavy-duty connectors, Crimp contact, HD, HDD, HQ, MixMate, Male,
GTIN (EAN)	4008190400330	Conductor cross-section, max.: 2.5, turned, Copper alloy
Qty.	100 pc(s).	
Type	HDC-C-HD-SM2.5AG	Version
Order No.	1651560000	Heavy-duty connectors, Crimp contact, HD, HDD, HQ, MixMate, Male,
GTIN (EAN)	4008190400231	Conductor cross-section, max.: 2.5, turned, Copper alloy
Qty.	100 pc(s).	
Type	HDC-C-HD-SM0.14-0.37AG	Version
Order No.	1651520000	Heavy-duty connectors, Crimp contact, HD, HDD, HQ, MixMate, Male,
GTIN (EAN)	4008190400194	Conductor cross-section, max.: 0.37, turned, Copper alloy
Qty.	100 pc(s).	
Type	HDC-C-HD-SM1.5AG	Version
Order No.	1651550000	Heavy-duty connectors, Crimp contact, HD, HDD, HQ, MixMate, Male,
GTIN (EAN)	4008190400224	Conductor cross-section, max.: 1.5, turned, Copper alloy
Qty.	100 pc(s).	
Type	HDC-C-HD-SM0.5AG	Version
Order No.	1651530000	Heavy-duty connectors, Crimp contact, HD, HDD, HQ, MixMate, Male,
GTIN (EAN)	4008190400200	Conductor cross-section, max.: 0.5, turned, Copper alloy
Qty.	100 pc(s).	
Type	HDC-C-HD-SM0.5AU	Version
Order No.	1651630000	Heavy-duty connectors, Crimp contact, HD, HDD, HQ, MixMate, Male,
GTIN (EAN)	4008190400309	Conductor cross-section, max.: 0.5, turned, Copper alloy
Qty.	100 pc(s).	
Type	HDC-C-HD-SM1.5AU	Version
Order No.	1651650000	Heavy-duty connectors, Crimp contact, HD, HDD, HQ, MixMate, Male,
GTIN (EAN)	4008190400323	Conductor cross-section, max.: 1.5, turned, Copper alloy
Qty.	100 pc(s).	
Type	HDC-C-HD-SM0.75-1.00AG	Version
Order No.	1601750000	Heavy-duty connectors, Crimp contact, HD, HDD, HQ, MixMate, Male,
GTIN (EAN)	4008190134280	Conductor cross-section, max.: 1, turned, Copper alloy
Qty.	100 pc(s).	

HDC HD 8 MC**Weidmüller Interface GmbH & Co. KG**

Klingenbergstraße 26

D-32758 Detmold

Germany

www.weidmueller.com**Accessories**

Type	HDC-C-HD-SM0.14-0.37AU	Version
Order No.	1651620000	Heavy-duty connectors, Crimp contact, HD, HDD, HQ, MixMate, Male,
GTIN (EAN)	4008190400293	Conductor cross-section, max.: 0.37, turned, Copper alloy
Qty.	100 pc(s).	

Crosshead screwdriver Pozidriv

VDE insulated crosshead screwdriver type Pozidriv SDIK
PZ DIN 7438, ISO 8764/2-PZ, output to ISO 8764-PZ,
SoftFinish grip

General ordering data

Type	SDIK PZ1	Version
Order No.	9008900000	Screwdriver, Screwdriver
GTIN (EAN)	4032248266685	
Qty.	1 pc(s).	

Contact removal tools

Weidmüller offers a variety of crimping tools, contact
removal tools, and fibre optic tools.

General ordering data

Type	REMOVAL TOOL HD	Version
Order No.	1866730000	Tools, Contact Removal Tool
GTIN (EAN)	4032248437054	
Qty.	1 pc(s).	

HDC HD 8 MC

Weidmüller Interface GmbH & Co. KG

Klingenbergstraße 26

D-32758 Detmold

Germany

www.weidmueller.com

Accessories

Slotted screwdriver



Slotted screwdriver with rounded blade SD DIN 5265, ISO 2380/2, output to DIN 5264, ISO 2380/1. ChromTop tip, SoftFinish grip

General ordering data

Type	SDS 0.8X4.0X100	Version
Order No.	9008340000	Screwdriver, Screwdriver
GTIN (EAN)	4032248056293	
Qty.	1 pc(s).	
Type	SDS 0.6X3.5X100	Version
Order No.	9008330000	Screwdriver, Screwdriver
GTIN (EAN)	4032248056286	
Qty.	1 pc(s).	

Crosshead screwdriver Pozidriv



Crosshead screwdriver, Pozidriv, SDK PZ DIN 5262, ISO 8764/2-PZ, output to ISO 8764/1-PZ, ChromTop tip, SoftFinish grip

General ordering data

Type	SDK PZ1	Version
Order No.	9008530000	Screwdriver, Screwdriver
GTIN (EAN)	4032248056521	
Qty.	1 pc(s).	

Tightening torques and screwing tools

Screw size	Connector type	Dia. tightening torque in Nm	Recommended blade inserts and AF size for hexagon socket
M 2.5	Signal contacts		
	S 6/6	0.5 - 0.55	SD 0.6 x 3.5 mm or PZ0
	S 6/12	0.5 - 0.55	SD 0.6 x 3.5 mm or PZ0
M 2.9 x 0.5	Fastening screws		
	HQ 4/2	0.8 (plastic) / 1.1 (metal)	SD 0.6 x 3.5 mm or PH0
	HQ 8	0.8 (plastic) / 1.1 (metal)	SD 0.6 x 3.5 mm or PH0
	HQ 17	0.8 (plastic) / 1.1 (metal)	SD 0.6 x 3.5 mm or PH0
M 3	Contact screws		
	HA 3	0.5 - 0.55	SD 0.5 x 3.0 mm
	HA 4	0.5 - 0.55	SD 0.5 x 3.0 mm
	HA 10 bis HA 48	0.5 - 0.55	SD 0.6 x 3.5 mm or PH0
	HE	0.5 - 0.55	SD 0.6 x 3.5 mm or PZ0
	HVE	0.5 - 0.55	SD 0.6 x 3.5 mm or PZ0
	Signal contacts:		
	S 4/2	0.5 - 0.55	SD 0.6 x 3.5 mm or PZ0
	S 4/8	0.5 - 0.55	SD 0.6 x 3.5 mm or PZ0
	PE connection via female contact		
	S 4	0.5 - 0.8	SD 0.6 x 3.5 mm
	ConCept modular frame, metal	0.5 - 0.55	SD 0.6 x 3.5 mm
	PE terminal		
	HQ 5	0.5 - 0.55	SD 0.6 x 3.5 or 0.8 x 4 mm
	HQ 7	0.5 - 0.55	SD 0.6 x 3.5 or 0.8 x 4 mm
	Fastening screws	0.5 - 0.55	SD 0.6 x 3.5 mm or PZ0
	Guide pin	0.5 - 0.55	SD 0.6 x 3.5 mm or PZ0
	Guide bush	0.5 - 0.55	SD 0.6 x 3.5 mm or PZ0
	Coding pins	0.5 - 0.55	SD 0.6 x 3.5 mm or PZ0
M 4	Contact screws		
	HSB	1.2 - 1.5	SD 0.6 x 3.5 or 0.8 x 4 mm or PZ1
	PE connection via male contact		
	S 4	0.5 - 0.8	SD 0.6 x 3.5 mm
	ConCept modular frame, metal	1.2 - 1.5	SD 0.6 x 3.5 mm
	PE terminal		
	HA	1.2 - 1.5	SD 0.6 x 3.5 or 0.8 x 4 mm or PH1
	HE	1.2 - 1.5	SD 0.6 x 3.5 or 0.8 x 4 mm or PH1
	HEE	1.2 - 1.5	SD 0.6 x 3.5 or 0.8 x 4 mm or PH1
	HVE	1.2 - 1.5	SD 0.6 x 3.5 or 0.8 x 4 mm or PH1
	HD	1.2 - 1.5	SD 0.6 x 3.5 or 0.8 x 4 mm or PZ1
	HDD	1.2 - 1.5	SD 0.6 x 3.5 or 0.8 x 4 mm or PZ1
	S 6/6 (for signal contacts)	1.2 - 1.5	0.8 x 4 mm or PZ1
	ConCept modular frame, plastic	1.2 - 1.5	0.8 x 4 mm or PZ1
M 5	PE terminal		
	HSB	2 - 2.5	SD 1 x 5.5 mm or PZ2
	S 4/0 (Screw connection)	2 - 2.5	SD 1.2 x 6.5 mm or PH2
	S 4/0 (Axial screw connection)	2 - 2.5	SD 0.8 x 4 mm or PZ 2
	S 4/2	2 - 2.5	SD 1.2 x 6.5 mm or PH2
	S 4/8	2 - 2.5	SD 1.2 x 6.5 mm or PH2
	S 6/12	2 - 2.5	SD 0.8 x 4 mm or PZ 2
	S 6/36	2 - 2.5	SD 1.2 x 6.5 mm or PH2
	S 8/24	2 - 2.5	SD 1.2 x 6.5 mm or PH2
	S 12/2	2 - 2.5	SD 1.2 x 6.5 mm or PH2
M 6	Power contacts		
	S 4/0 (Screw connection)	1.2 (1.5 mm ²) / 2 (2.5 mm ²) / 3 (4-16 mm ²)	SD 0.8 x 4 mm
	S 4/2	1.2 (1.5 mm ²) / 2 (2.5 mm ²) / 3 (4-16 mm ²)	SD 0.8 x 4 mm
	S 4/8	1.2 (1.5 mm ²) / 2 (2.5 mm ²) / 3 (4-16 mm ²)	SD 0.8 x 4 mm
M 7 x 0.75	Power contacts		
	S 4	1.1 - 1.7	SW 2
	S 6/6 (+ PE)	6 - 8	SW 4
M 8 x 0.75	Power contacts		
	S 6/12	1.1 - 1.7	SW 2
	S 8/0 (+ PE)	6 (10-16 mm ²) - 7 (25 mm ²)	SW 4
M10 x 1	Power contacts		
	S 4/0 (Axial connection)	2 - 3	SW 3

Increasing the tightening torque does not improve the contact resistance. The stated torque settings offer optimal mechanical, thermal and electrical conditions. Exceeding the recommended values may even damage the conductor and terminal.