

WPD 104 1X25+1X16/2X16+3X10 GY**Weidmüller Interface GmbH & Co. KG**

Klingenbergstraße 26

D-32758 Detmold

Germany

www.weidmueller.com**Product image**

Our WPD 1XX distribution blocks are used in all situations where power is supplied and distributed. Their user-friendly design creates a better overview and enables rapid, efficient implementation of space-saving power distribution.

General ordering data

| | |
|------------|--|
| Version | Potential distributor terminal, Screw connection, grey, 25 mm ² , 164 A, 1000 V, Number of connections: 7, Number of levels: 1, Mounting plate, TS 35, V-O, Wemid |
| Order No. | 1562000000 |
| Type | WPD 104 1X25+1X16/2X16+3X10 GY |
| GTIN (EAN) | 4050118367157 |
| Qty. | 1 pc(s). |

WPD 104 1X25+1X16/2X16+3X10 GY

Weidmüller Interface GmbH & Co. KG

Klingenbergstraße 26

D-32758 Detmold

Germany

www.weidmueller.com

Technical data

Dimensions and weights

| | | | |
|------------|---------|-----------------|------------|
| Depth | 49 mm | Depth (inches) | 1.929 inch |
| Height | 68 mm | Height (inches) | 2.677 inch |
| Width | 31.5 mm | Width (inches) | 1.24 inch |
| Net weight | 96 g | | |

Temperatures

| | | | |
|----------------------------------|----------------|----------------------------------|--------|
| Storage temperature | -25 °C...55 °C | Continuous operating temp., min. | -50 °C |
| Continuous operating temp., max. | 130 °C | | |

Material data

| | | | |
|---------------------------|-------|--------|------|
| Material | Wemid | Colour | grey |
| UL 94 flammability rating | V-0 | | |

Rating data IECEx/ATEX

| | | | |
|--------------------------------|--------------------|-------------------------|-------------------|
| Certificate No. (ATEX) | CNEX16ATEX0005U | Certificate No. (IECEX) | IECEXCNEX16.0005U |
| Max. voltage (ATEX) | 550 V | Current (ATEX) | 101 A |
| Wire cross section max. (ATEX) | 25 mm ² | Max. voltage (IECEX) | 550 V |
| Current (IECEX) | 101 A | | |

System specifications

| | | | |
|-------------------------------------|-----------------------|-------------------------------|-----|
| Version | Screw connection | End cover plate required | No |
| Number of potentials | 1 | Number of levels | 1 |
| Number of clamping points per level | 2 | Number of potentials per tier | 1 |
| Levels cross-connected internally | Yes | PE connection | No |
| Rail | Mounting plate, TS 35 | N-function | Yes |
| PE function | No | PEN function | No |

Additional technical data

| | | | |
|--------------------------|--------|---------------------|--------------------------------|
| Explosion-tested version | Yes | Installation advice | Terminal rail / mounting plate |
| Open sides | closed | Type of mounting | Snap-on |

CSA rating data

| | |
|-----------------------------|----------|
| Certificate number (cCSAus) | 70128467 |
|-----------------------------|----------|

Conductors for clamping (additional connection)

Connection type, additional connection Screw connection

Conductors for clamping (rated connection)

| | | | |
|----------------------|------------------|-----------------------|------------------|
| Connection direction | on side | Number of connections | 7 |
| Type of connection | Screw connection | Type of connection 2 | Screw connection |

General

| | | | |
|---------------------|--------------------------------|-----------------|------------------------|
| Installation advice | Terminal rail / mounting plate | Number of poles | 1 |
| Rail | Mounting plate, TS 35 | Standards | IEC 60947-7-1, UL 1059 |

Creation date October 2, 2024 5:18:51 PM CEST

Catalogue status 28.09.2024 / We reserve the right to make technical changes.

WPD 104 1X25+1X16/2X16+3X10 GY

Weidmüller Interface GmbH & Co. KG

Klingenbergstraße 26

D-32758 Detmold

Germany

www.weidmueller.com

Technical data

Rating data

| | | | |
|---------------------|--------------------|------------------|------------------------|
| Rated cross-section | 25 mm ² | Rated voltage | 1,000 V |
| Rated AC voltage | 1,000 V | Rated DC voltage | 1,000 V |
| Rated current | 164 A | Standards | IEC 60947-7-1, UL 1059 |

UL rating data

| | |
|-------------------------|--------|
| Certificate No. (cURus) | E60693 |
|-------------------------|--------|

Classifications

| | | | |
|-------------|-------------|-------------|-------------|
| ETIM 6.0 | EC000897 | ETIM 7.0 | EC000897 |
| ETIM 8.0 | EC000897 | ETIM 9.0 | EC000897 |
| ECLASS 9.0 | 27-14-11-20 | ECLASS 9.1 | 27-14-11-20 |
| ECLASS 10.0 | 27-14-11-20 | ECLASS 11.0 | 27-14-11-20 |
| ECLASS 12.0 | 27-14-11-20 | ECLASS 13.0 | 27-25-01-19 |
| ECLASS 14.0 | 27-25-01-19 | | |

Environmental Product Compliance

| | |
|--------------------------------------|--------------------------------------|
| REACH SVHC | Lead 7439-92-1 |
| SCIP | 9b5f0838-1f0b-4c14-9fc7-3f5e6ee75be2 |
| RoHS Compliance Status | Compliant with exemption |
| RoHS Exemption (if applicable/known) | 6c |

Important note

| | |
|---------------------|--|
| Product information | The socket complies with flammability class V-2 according to UL94. |
|---------------------|--|

Approvals

Approvals



| | |
|-------------------------|------------|
| ROHS | Conform |
| UL File Number Search | UL Website |
| Certificate No. (cURus) | E60693 |

WPD 104 1X25+1X16/2X16+3X10 GY**Weidmüller Interface GmbH & Co. KG**

Klingenbergstraße 26

D-32758 Detmold

Germany

www.weidmueller.com**Technical data****Downloads**

| | |
|---|---|
| Approval/Certificate/Document of Conformity | Attestation of Conformity |
| | UKCA Ex Attestation of Conformity |
| | CB Certificate |
| | ATEX Certificate |
| | IECEX Certificate |
| | VDE Certificate |
| | CCC Ex Certificate |
| | UKCA Ex Certificate |
| | DNV Certificate |
| | CE Declaration of Conformity |
| | UKCA declaration of conformity |
| Engineering Data | Confirmation of Standards EN 45545-2_2020-10 |
| | CAD data – STEP |
| User Documentation | StorageConditionsTerminalBlocks |
| | DATA SHEET WPD 104 |
| | NTI WPD 104 |
| | Manual - How to connect aluminum wires in WPD-Terminal blocks |
| | Torque_Conductor_Connection_Data_WPD_EN |
| Catalogues | Drehmoment_Leiteranschlussdaten_WPD_DE |
| | Catalogues in PDF-format |
| Brochures | |

www.weidmueller.com

WPD 104 1X25+1X16/2X16+3X10 GY

Weidmüller Interface GmbH & Co. KG
Klingenbergstraße 26
D-32758 Detmold
Germany

www.weidmueller.com

Accessories

Cross connection



General ordering data

| Type | WQB WPD X04/3 | Version |
|------------|----------------------------|---|
| Order No. | 1561990000 | Cross-connector (terminal), Plugged, grey, 135 A, Number of poles: 3, |
| GTIN (EAN) | 4050118367324 | Pitch in mm (P): 31.50, Insulated: Yes, Width: 80.2 mm |
| Qty. | 20 pc(s). | |
| Type | WQB WPD X04/2 | Version |
| Order No. | 1561980000 | Cross-connector (terminal), Plugged, grey, 135 A, Number of poles: 2, |
| GTIN (EAN) | 4050118367317 | Pitch in mm (P): 31.50, Insulated: Yes, Width: 49.3 mm |
| Qty. | 20 pc(s). | |

Socket wrench sets

Allen key made from fully hardened, high-alloy chromium-vanadium- steel, acc. to DIN ISO 2936 L (DIN 911), high-quality refined surface.



General ordering data

| Type | SKS 2,0-8,0 MR | Version |
|------------|----------------------------|-----------------|
| Order No. | 9008870000 | socket wrenches |
| GTIN (EAN) | 4032248266623 | |
| Qty. | 1 pc(s). | |

WPD 104 1X25+1X16/2X16+3X10 GY**Weidmüller Interface GmbH & Co. KG**

Klingenbergstraße 26

D-32758 Detmold

Germany

www.weidmueller.com**Accessories****Crosshead screwdriver Pozidriv**

Crosshead screwdriver, Pozidriv, SDK PZ DIN 5262, ISO 8764/2-PZ, output to ISO 8764/1-PZ, ChromTop tip, SoftFinish grip

General ordering data

| | | |
|------------|----------------------------|--------------------------|
| Type | SDK PZ2 | Version |
| Order No. | 9008540000 | Screwdriver, Screwdriver |
| GTIN (EAN) | 4032248056538 | |
| Qty. | 1 pc(s). | |

Power distribution

Screw connection

W-Series

WPD 104 1x25+1x16/2x16+3x10



WPD 104

25 mm²

WPD 204

25 mm²

| | |
|-------------------------------|-------------------|
| Width / Height / Depth | mm |
| max. current / max. conductor | A/mm ² |
| max. clamping range | mm ² |

| | | | |
|----------------|--------------------|--------------------|--------------------|
| 31.5 / 49 / 68 | 10 mm ² | 16 mm ² | 25 mm ² |
| 101 / 25 | | | |
| 1.5...25 | | | |

| | | | |
|--------------|--------------------|--------------------|--------------------|
| 63 / 49 / 68 | 10 mm ² | 16 mm ² | 25 mm ² |
| 101 / 25 | | | |
| 1.5...25 | | | |

Technical data

| Rated data | | |
|--|--------------------|-----------------|
| Rated voltage | V | |
| Rated current | A | |
| for wire cross-section | 25 mm ² | mm ² |
| Rated impulse withstand voltage / Pollution severity | | |
| Overvoltage category / UL 94 flammability rating | | |
| Approvals | | |
| Clamped conductors (H05V/H07V) | | |
| Solid / Stranded | 25 mm ² | mm ² |
| | 16 mm ² | mm ² |
| | 10 mm ² | mm ² |
| | 25 mm ² | mm ² |
| Flexible with ferrule | 16 mm ² | mm ² |
| | 10 mm ² | mm ² |
| | 25 mm ² | mm/- |
| | 16 mm ² | mm/- |
| Stripping length / Blade size | 10 mm ² | mm/- |
| | 16 mm ² | mm/- |
| Tightening torque | Nm | |
| Note | | |

IEC 60947-7-1 (Cu), UL 1059 (Cu+Al)

| IEC | UL | CSA | EN 60079-7 |
|--|------------|------------|------------|
| 1000 | 600 | 600 | 550 |
| 101 | 85 | 85 | 101 |
| 25 | AWG 12...4 | AWG 12...4 | 25 |
| 8 kV / 3 | | | |
| III / V-0 | | | |
| Rated connection | | | |
| 2.5...25 / 2.5...25 | | | |
| 1.5...16 / 1.5...16 | | | |
| 1.5...10 / 1.5...10 | | | |
| 1.5...16 | | | |
| 1.5...10 | | | |
| 1.5...6 | | | |
| 12 / M5 | | | |
| 14 / M6 | | | |
| 19 / M6 | | | |
| see appendix at the end of the chapter | | | |
| Note | | | |

IEC 60947-7-1 (Cu), UL 1059 (Cu+Al)

| IEC | UL | CSA | EN 60079-7 |
|--|------------|------------|------------|
| 1000 | 600 | 600 | 550 |
| 101 | 85 | 85 | 101 |
| 25 | AWG 12...4 | AWG 12...4 | 25 |
| 8 kV / 3 | | | |
| III / V-0 | | | |
| Rated connection | | | |
| 2.5...25 / 2.5...25 | | | |
| 1.5...16 / 1.5...16 | | | |
| 1.5...10 / 1.5...10 | | | |
| 1.5...16 | | | |
| 1.5...10 | | | |
| 1.5...6 | | | |
| 12 / M5 | | | |
| 14 / M6 | | | |
| 19 / M6 | | | |
| see appendix at the end of the chapter | | | |
| Note | | | |

Ordering data

| Version | |
|---------|-------|
| | grey |
| | blue |
| | red |
| | black |
| Note | |

| Type | Qty. | Order No. |
|--------------------------------|------|------------|
| WPD 104 1x25+1x16/2x16+3x10 GY | 1 | 1562000000 |
| WPD 104 1x25+1x16/2x16+3x10 BL | 1 | 2518250000 |
| WPD 104 1x25+1x16/2x16+3x10 RD | 1 | 2725260000 |
| WPD 104 1x25+1x16/2x16+3x10 BK | 1 | 2725360000 |
| Note | | |

| Type | Qty. | Order No. |
|-----------------------------|------|------------|
| WPD 204 2x25/4x16+6x10 2XGY | 1 | 1562150000 |
| WPD 204 2x25/4x16+6x10 2XBL | 1 | 2518330000 |
| WPD 204 2x25/4x16+6x10 2XRD | 1 | 2725290000 |
| WPD 204 2x25/4x16+6x10 2XBK | 1 | 2725390000 |
| Note | | |

Accessories

| Cross connection | |
|------------------|------------|
| | 2-pole |
| | 3-pole |
| End bracket | |
| | dark beige |
| | dark beige |
| Screwdriver | |
| | SET |
| Note | |

| Type | Qty. | Order No. |
|-------------------|------|------------|
| WQB WPD X04/2 | 20 | 1561980000 |
| WQB WPD X04/3 | 20 | 1561990000 |
| Note | | |
| WEW 35/2 | 100 | 1061200000 |
| AEB 35 SC/1 | 50 | 1991920000 |
| Note | | |
| SDK PZ2 X 100 | 1 | 2749450000 |
| SK WSD-S 1,5-10,0 | 1 | 9008850000 |
| Note | | |

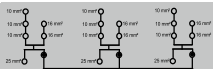
| Type | Qty. | Order No. |
|-------------------|------|------------|
| Note | | |
| WEW 35/2 | 100 | 1061200000 |
| AEB 35 SC/1 | 50 | 1991920000 |
| Note | | |
| SDK PZ2 X 100 | 1 | 2749450000 |
| SK WSD-S 1,5-10,0 | 1 | 9008850000 |
| Note | | |

WPD 304

25 mm²



94.5 / 49 / 68
101 / 25
1.5...25



IEC 60947-7-1 (Cu), UL 1059 (Cu+Al)

| IEC | UL | CSA | EN 60079-7 |
|-----------|------------|------------|------------|
| 1000 | 600 | 600 | 550 |
| 101 | 85 | 85 | 101 |
| 25 | AWG 12...4 | AWG 12...4 | 25 |
| 8 kV / 3 | | | |
| III / V-0 | | | |


Rated connection

| |
|---------------------|
| 2.5...25 / 2.5...25 |
| 1.5...16 / 1.5...16 |
| 1.5...10 / 1.5...10 |
| 1.5...16 |
| 1.5...10 |
| 1.5...6 |
| 12 / M5 |
| 14 / M6 |
| 19 / M6 |

see appendix at the end of the chapter

| Type | Qty. | Order No. |
|-----------------------------|------|------------|
| WPD 304 3X25/6X16+9X10 3XGY | 1 | 1562160000 |
| WPD 304 3X25/6X16+9X10 3XBL | 1 | 2518340000 |
| WPD 304 3x25/6x16+9x10 3xRD | 1 | 2725300000 |
| WPD 304 3x25/6x16+9x10 3xBK | 1 | 2725400000 |

| Type | Qty. | Order No. |
|-------------------|------|------------|
| WEW 35/2 | 100 | 1061200000 |
| AEB 35 SC/1 | 50 | 1991920000 |
| SDK PZ2 X 100 | 1 | 2749450000 |
| SK WSD-S 1,5-10,0 | 1 | 9008850000 |



B

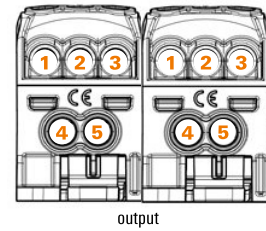


Conductor connection data according to IEC 60947-7-1 (Cu), UL 1059 (Cu+Al)

| connection point A | | | | |
|--------------------|---|---|---|---|
| Input | Copper | | Aluminium* | |
| |  |  |  |  |
| 25 mm² | 2,5 Nm | | 5,1 Nm | |
| 16 mm² | | 2,5 Nm | | 5,1 Nm |
| 10 mm² | | | | |
| 6 mm² | | | | |
| 4 mm² | | | | |
| 2.5 mm² | | | | |
| 1.5 mm² | | | | |
| Stripping lengths | 19 mm | | | |
| Allen screw | M6 | | | |

* Values according to UL 1059

* Values according to UL 1059



| Output | connection point 1/2/3 | | | | connection point 4/5 | | | | connection point B | | | |
|-------------------------------|---|---|---|---|---|---|---|---|---|---|---|---|
| | Copper | | Aluminium* | | Copper | | Aluminium* | | Copper | | Aluminium* | |
| |  |  |  |  |  |  |  |  |  |  |  |  |
| 16 mm ² | 2 Nm | 2 Nm | 5,1 Nm | | 2,5 Nm | 2,5 Nm | 5,1 Nm | 5,1 Nm | 2,5 Nm | 2,5 Nm | 5,1 Nm | |
| 10 mm ² | | | | | | | | | | | | |
| 6 mm ² | | | | | | | | | | | | |
| 4 mm ² | | | | | | | | | | | | |
| 2.5 mm ² | | | | | | | | | | | | |
| 1.5 mm ² | | | | | | | | | | | | |
| Stripping lengths | 12 mm | | | | 14 mm | | | | 19 mm | | | |
| Allen screw | M5 | | | | M6 | | | | M6 | | | |
| * Values according to UL 1059 | | | | | | | | | | | | |

* Values according to UL 1059



Stranded



Solid



Flexible with ferrule















Sector shaped

B



UL Rating data according to UL 1059

| Certificate no. (UR) | | XCFR2.E60693 | | | |
|-----------------------|---|---|---|---|--|
| connection point A | | | | | |
| Input (line) | Copper | | Aluminium | | |
| |  |  |  |  | |
| AWG 4 | 22.1 Lb In. | 22.1 Lb In. | 45.1 Lb In. | 45.1 Lb In. | |
| AWG 6 | | | | | |
| AWG 8 | | | | | |
| AWG 10 | | | | | |
| AWG 12 | | | | | |
| max. current | 85 A | 65 A | 65 A | 50 A | |
| Voltage size B,C (UR) | 600 V | | | | |

| output (load) | connection point 1/2/3 | | | | connection point 4/5 | | | | connection point B | | | |
|-----------------------|---|---|---|---|---|---|---|---|---|---|---|---|
| | Copper | | Aluminium | | Copper | | Aluminium | | Copper | | Aluminium | |
| |  |  |  |  |  |  |  |  |  |  |  |  |
| AWG 4 | 22.1 Lb In. | 22.1 Lb In. | 45.1 Lb In. | 22.1 Lb In. | 22.1 Lb In. | 22.1 Lb In. | 45.1 Lb In. | 45.1 Lb In. | 22.1 Lb In. | 22.1 Lb In. | 45.1 Lb In. | 22.1 Lb In. |
| AWG 6 | | | | | | | | | | | | |
| AWG 8 | | | | | | | | | | | | |
| AWG 10 | | | | | | | | | | | | |
| AWG 12 | | | | | | | | | | | | |
| AWG 14 | | | | | | | | | | | | |
| AWG 16 | | | | | | | | | | | | |
| max. current | 65 A | 50 A | 50 A | | 85 A | 65 A | 65 A | 50 A | 65 A | 50 A | 50 A | |
| Voltage size B,C (UR) | 600 V | | | | | | | | | | | |



Mehrdrähtig



Eindrähtig



Feindrähtig mit Aderendhülle

CSA-Bemessungsdaten nach CSA 22.2 Nr. 158

| Certificate No. (CSA) | | 269832 | | | |
|-------------------------|---------|-----------|---------|--------|--|
| | Input | Output | | | |
| | CP* A | CP* 1/2/3 | CP* 4/5 | CP* B | |
| AWG 4 | 2,5 Nm. | | | | |
| AWG 6 | | | | | |
| AWG 8 | | 2,5 Nm | 2,5 Nm | 2,5 Nm | |
| AWG 10 | | | | | |
| AWG 12 | | | | | |
| AWG 14 | | | | | |
| AWG 16 | | | | | |
| max. current | 85 A | 50 A | 50 A | 65 A | |
| Voltage size C (CSA) | 600 V | | | | |
| * CP - connection point | | | | | |

B

