


CH20M17 B BL/BK 2013**Weidmüller Interface GmbH & Co. KG**

Klingenbergstraße 26

D-32758 Detmold

Germany

www.weidmueller.com**Product image****Superior efficiency, flexibility and design - the "standard tailor-made fit"**

When selecting a housing design, flexibility is a key factor. Other important criteria are: scalability, customised design, innovative functionality and cost efficiency. You need a choice which offers the maximum performance with the minimum overhead.

The CH20M17 modular electronics housing is the ideal housing solution for compact standard electronics applications.

The entire system is characterized by excellence: outstanding scalability and flexibility, a high security level, innovative application functionality and a variety of practical details.

- **Quicker installation** with features such as "Wire ready" the universal multi-tool screw head
- **User-friendly operations:** with clear and permanent labelling and extra marking possibilities, integrated release clip or transparent cover
- **Maximum interference immunity** with EMC-compliant construction featuring deeply overlapping module joint edges made from high-performance plastic
- **High operational reliability** with the unique Auto-Set coding system and featuring double-sided touch protection on the pin header and socket blocks

CH20M also stands for efficiency and innovation throughout design, production and use.

General ordering data

Version	Modular housing, OMNIMATE Housing - series CH20M light blue, Base element, Width: 17.5 mm
Order No.	1544520000
Type	CH20M17 B BL/BK 2013
GTIN (EAN)	4050118349931
Qty.	12 pc(s).

CH20M - a compact name for the most flexible system available on the market. It doesn't just stand for "Component Housing IP20 Modular".

CH20M17 B BL/BK 2013

Weidmüller Interface GmbH & Co. KG

Klingenbergstraße 26

D-32758 Detmold

Germany

www.weidmueller.com

Technical data

Dimensions and weights

Depth	107.4 mm	Depth (inches)	4.228 inch
Height	109.3 mm	Height (inches)	4.303 inch
Width	17.5 mm	Width (inches)	0.689 inch
Net weight	9.5 g		

Temperatures

Operating temperature range	-40 °C... 120 °C	Humidity	5 - 93% rel. humidity, Tu = 40°C, no condensation
-----------------------------	------------------	----------	---

Material data

Comparative Tracking Index (CTI)	600 ≤ CTI	Insulating material	PA 66 GF 30
Insulating material group	I	UL 94 flammability rating	V-0

General data

Colour	light blue	Colour chart (similar)	RAL 5012
Encapsulation option	No	Protection degree	IP20 in installed state
Rail	TS 35		

Assembly properties

Number of slots for female connectors of the mounted assembly, max.	6	Number of PCBs, max.	1
Number of connection levels, max.	3	Number of poles, max.	18
Height of components on the PCB, max.	11.1 mm	Type of assembly of the PCB	double-sided

Thermal tests

Thermal tests	Test conditions	three housings installed in a row - no spacing
	Test axles	horizontal
	Ambient temperature	80 °C
	Power dissipation, max.	0.9 W
	Ambient temperature	60 °C
	Power dissipation, max.	1.7 W
	Ambient temperature	40 °C
	Power dissipation, max.	2.45 W
	Ambient temperature	20 °C
	Power dissipation, max.	3.2 W

Component properties

Color of clip-on foot	black	Number of connection levels, max.	3
-----------------------	-------	-----------------------------------	---

Design - IN requirements

PCB thickness	1.6 mm	Tolerance for the PCB shape	±0.1 mm
Tolerance of circuit board thickness	±0.15 mm		

Individualization options

Alternative colours	More on request	Customer specific labelling possible	Yes
Customer specific order process	See guideline under down-loads	Processing possibilities	Laser processing

Creation date July 2, 2024 10:04:47 PM CEST

CH20M17 B BL/BK 2013**Weidmüller Interface GmbH & Co. KG**

Klingenbergstraße 26

D-32758 Detmold

Germany

www.weidmueller.com

Technical data**Classifications**

ETIM 8.0	EC001031	ETIM 9.0	EC001031
ECLASS 11.0	27-18-27-92	ECLASS 12.0	27-18-27-92
ECLASS 13.0	27-19-06-01		

Environmental Product Compliance

REACH SVHC /

Important note

Product information Circuit board contour, restricted zones, and other information for the design in of the circuit board can be found in the category connection technology under the corresponding male headers in the downloads.

Approvals

ROHS Conform

Downloads

Engineering Data	CAD data – PCB_position_70149_LP-POSITION_17MM CAD data – Pin_header_pin_length_CH20M_A_OV_PCB-SHL_70315 CAD data – STEP
User Documentation	Guideline customerspecific housings Guideline kundenspezifische Gehäuse
Catalogues	Catalogues in PDF-format
Brochures	FL ANALO.SIGN.CONV. EN MB DEVICE MANUF. EN FL MACHINE SAFETY EN FL 72H SAMPLE SER EN PO OMNIMATE EN


CH20M17 B BL/BK 2013

Weidmüller Interface GmbH & Co. KG
Klingenbergstraße 26
D-32758 Detmold
Germany


www.weidmueller.com

Drawings

Product image



Product image



Base element without cut-out in snap-in foot area

Dimensioned drawing

