

IE-FCI-PWCB-3A**Weidmüller Interface GmbH & Co. KG**

Klingenbergstraße 26

D-32758 Detmold

Germany

www.weidmueller.com

FrontCom® Vario integrates multiple functions in only one single frame. The system is easy to install and you can select from a wide range of data, signal and power modules. In addition to being extremely compact, FrontCom® Vario offers a number of unique product features that will make your project planning and work activities secure, fast and future-proof. Furthermore, the FrontCom® Vario system has an attractive housing design that, by the way, offers highest impact-resistance and fully meets the requirements of IP 65 protection class.

General ordering data

Version	FrontCom, Fuse, Fuse insert
Order No.	1543690000
Type	IE-FCI-PWCB-3A
GTIN (EAN)	4050118348859
Qty.	1 pc(s).

IE-FCI-PWCB-3A

Weidmüller Interface GmbH & Co. KG

Klingenbergstraße 26

D-32758 Detmold

Germany

www.weidmueller.com

Technical data

Dimensions and weights

Net weight	8.756 g
------------	---------

General data

Insert type	Fuse insert	Product type	Fuse
-------------	-------------	--------------	------

General standards

Certificate No. (DNV)	TAA000022B	Certificate No. (UR)	E479289
-----------------------	------------	----------------------	---------

Technical data

Current-carrying capacity	1.5 kV _{eff}	Operating voltage	32 V DC, 250 V AC
Rated current	3 A	Resistance	0,069 Ω typ.
Type of connection	Flat-blade receptacles 6.5 mm		

Classifications

ETIM 6.0	EC001121	ETIM 7.0	EC001121
ETIM 8.0	EC001121	ETIM 9.0	EC001121
ECLASS 9.0	27-44-03-90	ECLASS 9.1	27-44-09-90
ECLASS 10.0	27-44-03-90	ECLASS 11.0	27-44-03-90
ECLASS 12.0	27-44-03-90	ECLASS 13.0	27-44-03-90

Approvals

Approvals



ROHS	Conform
UL File Number Search	UL Website
Certificate No. (UR)	E479289

Downloads

Approval/Certificate/Document of Conformity	GL FrontCom
Engineering Data	CAD data – STEP
User Documentation	MAN IE GUIDE DE MAN IE GUIDE EN
Catalogues	Catalogues in PDF-format
Brochures	MB FREECONTACT EN FL FIELDWIRING EN PI PROFINET CABLING EN PI PROFINET CABLING EN

3 Amps circuit breaker

Weidmüller Interface GmbH & Co. KG
Klingenbergstraße 16
D-32758 Detmold
Germany
Fon: +49 5231 14-0
Fax: +49 5231 14-292083
www.weidmueller.com



Push to Reset
Fuseholder-Type
Thermal P & B Circuit Breaker



Features

- Push to reset.
- Approved to many international standards.
- Replaces slow blow glass cartridge fuse.
- Labor-saving snap-in mounting.
- Button extends for visual trip indication.

Agency Approvals

UL 1077 Recognized as Supplementary Protectors, File E69543, and CSA Accepted as Supplementary Protectors (Appliance Component Protectors), File LR15734.
VDE approved for use in office equipment (AC loads only) and provides 8mm isolation.

Users should thoroughly review the technical data before selecting a product part number. It is recommended that users also seek out the pertinent approvals files of the agencies/laboratories and review them to confirm the product meets the requirements for a given application.

Resettable Overload Capacity: Ten times rated current

Reset Time: 5 to 30 seconds

Typical Resistance vs. Current Rating @ +25°C

Current Rating in Amps	Typical Resistance in Ohms
3.0	0.069

Electrical Data @ 25°C

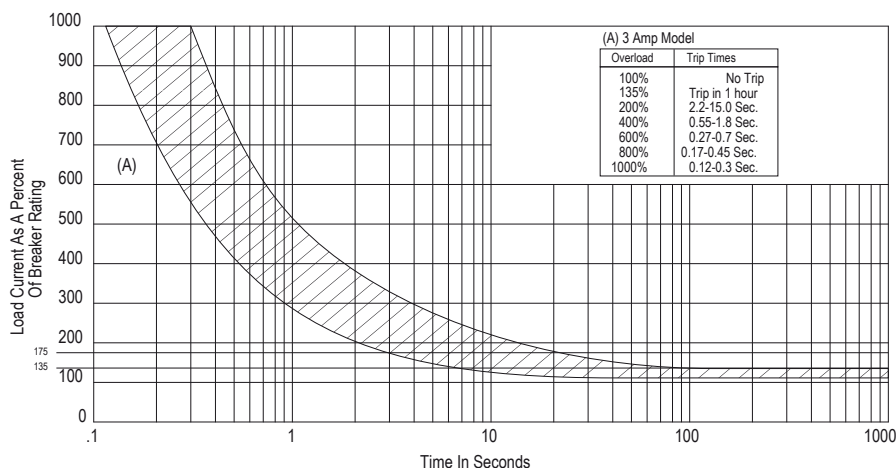
Calibration: Will continuously carry 100% of rating.
may trip between 101% and 134%, but
must trip at 135% of rating within one hour at +25°C.

Dielectric Strength: Over 1,500 volts RMS.
Maximum Operating Voltages: 32VDC; 250VAC, 50/60 Hz.
Interrupt Capacity: 1,000 amps at 250VAC, 50/60 Hz. and 32VDC in accordance with UL standard 1077.

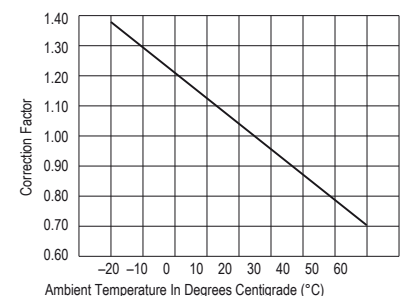
Mechanical/Environmental Data

Termination: 250" (6.35mm) quick connects. Soldering to terminals is not recommended.
Mounting: Snaps into panel from front. See Recommended Panel Cutouts.
Approximate Weight: 0.35 oz. (10g).

Time vs. Current Trip Curve @ +25°C



Ambient Compensation Chart



To use this chart: Read up from the ambient temperature to the curve, and across to find a correction factor. Multiply the breaker rating by the correction factor to determine the compensated rating. Calculate the overloads in terms of the compensated rating to use the published trip curve. Do not use these devices outside their specified operating temperature ranges.

3 Amps ciquit breaker

Weidmüller Interface GmbH & Co. KG

Klingenbergstraße 16

D-32758 Detmold

Germany

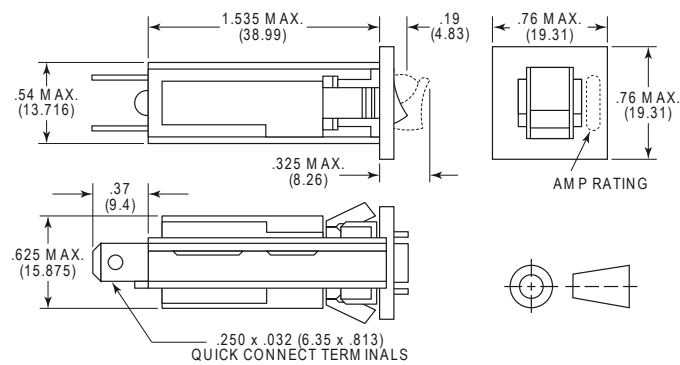
Fon: +49 5231 14-0

Fax: +49 5231 14-292083

www.weidmueller.com

Outline Dimensions

Push-to-Reset Type



- Notes: 1. Soldering to terminals is not recommended.
2. Recommended Panel Thickness: Style Q: .032" - .062" (.813 mm - 1.574 mm)
Style T: .075" - .105" (1.905 mm - 2.667 mm)
3. Internal tooth push-on washer available for panel thickness not covered above.

Recommended Panel Cutouts

