

**PRO MAX3 120W 24V 5A****Weidmüller Interface GmbH & Co. KG**

Klingenbergstraße 26

D-32758 Detmold

Germany

[www.weidmueller.com](http://www.weidmueller.com)

PROmax offers diverse solutions for demanding automation.

Our high performance and durable PROmax switch-mode power supply units are designed for especially demanding requirements. PROmax reliably copes with continuous overload of up to 20% or short-term peak loads of 300% occurring with high control cabinet temperatures.

High boost capability and full power are also made possible in a wide temperature range. Our switch-mode power supply units can be used around the world and are also suitable for confined spaces thanks to their low width.

Together with our uninterruptible DC USPs, the diode modules or CAP modules, you can create a power supply solution that is tailored to your requirements.

**General ordering data**

Version	Power supply, switch-mode power supply unit, 24 V
Order No.	<a href="#">1478170000</a>
Type	PRO MAX3 120W 24V 5A
GTIN (EAN)	4050118285963
Qty.	1 pc(s).

## PRO MAX3 120W 24V 5A

Weidmüller Interface GmbH &amp; Co. KG

Klingenbergstraße 26

D-32758 Detmold

Germany

www.weidmueller.com

## Technical data

## Dimensions and weights

Depth	125 mm	Depth (inches)	4.921 inch
Height	130 mm	Height (inches)	5.118 inch
Width	40 mm	Width (inches)	1.575 inch
Net weight	783 g		

## Temperatures

Storage temperature	-40 °C...85 °C	Operating temperature	-25 °C...70 °C
Humidity at operating temperature	5...95 %, no condensation		

## Rated data UL

Certificate No. (cURus)	E255651
-------------------------	---------

## Input

AC input voltage range	3 x 320...3 x 575 V AC / 2 x 360...2 x 575 V AC	
Connection system	Screw connection	
Current consumption in relation to the input voltage	Voltage type	3-phase AC
	Input voltage	400 V
	Input current	0.3 A
	Voltage type	3-phase AC
	Input voltage	500 V
	Input current	0.28 A
	Voltage type	DC
	Input voltage	800 V
	Input current	0.18 A
	Voltage type	DC
	Input voltage	450 V
	Input current	0.3 A
DC input voltage range	450...800 V DC	
Frequency range AC	45...65 Hz	
Input fuse (internal)	Yes	
Inrush current	max. 15 A	
Nominal power consumption	133.3 VA	
Power factor	Power factor typical	0.5
	Input voltage	400 V
	Ambient temperature	25 °C
	Output power	120 W
Rated input voltage	3x 400...3x 500 V AC (wide-range input)	
Recommended back-up fuse	2...3 A, char. C circuit breaker	
Surge protection	Varistor	

## Output

Connection system	Screw connection	Continuous output current @ $U_{\text{Nominal}}$	6.0 A @ 45 °C, 3.75 A @ 70 °C
Nominal output current for $U_{\text{nom}}$	5 A @ 60 °C	Output power	120 W
Output voltage, max.	29.5 V	Output voltage, min.	22.5 V
Output voltage, note	(adjustable via potentiometer)	Parallel connection option	yes, max. 5
Protection against inverse voltage	Yes	Rated output voltage	24 V DC $\pm$ 1 %
Residual ripple, breaking spikes	<50 mVss @ $U_{\text{Nenn}}$ , Full Load		

# PRO MAX3 120W 24V 5A

**Weidmüller Interface GmbH & Co. KG**  
Klingenbergstraße 26  
D-32758 Detmold  
Germany

www.weidmueller.com

## Technical data

### General data

AC failure bridging time @ $I_{nom}$	min. 20 ms	Current limiting	> 120% $I_N$
Degree of efficiency	90%	Derating	> 60°C / 75% @ 70°C
Earth leakage current, max.	3.5 mA	Housing version	Metal, corrosion resistant
Mounting position, installation notice	Horizontal on TS35 mounting rail. 50 mm of clearance at top & bottom for air circ. Can mount side by side with no space in between.	Power loss, idling	1.2 W
Power loss, nominal load	13.3 W	Protection against reverse voltages from the load	30...35 V DC
Protection degree	IP20	Short-circuit protection	Yes
Start-up		Status indication	LED red/green and relay ( $\geq 1.6$ V DC LED green, relay on/ $\leq 20.6$ V DC LED red, relay off)
	$\geq -40$ °C		
Surge voltage category	III		

### EMC / shock / vibration

Interference immunity test acc. to	EN 55024, EN 55032, IEC61000-3-2,-3, IEC61000-4-2,-3,-4,-5,-6,-8,-11	Noise emission in accordance with EN55032	Class B
Shock resistance IEC 60068-2-27	30 g in all directions	Vibration resistance IEC 60068-2-6	2.3 g

### Insulation coordination

Insulation voltage input / earth	3.5 kV	Insulation voltage output / earth	0.5 kV
Insulation voltage, input/output	4 kV	Pollution severity	2
Protection class	I, with PE connection	Surge voltage category	III

### Electrical safety (applied standards)

Electrical machine equipment	Acc. to EN60204	For use with electronic equipment	Acc. to EN50178 / VDE0160
Protection against dangerous shock currents	Acc. to VDE0106-101	Protective separation / protection against electrical shock	VDE0100-410 / acc. to DIN57100-410
Safety extra-low voltage	SELV acc. to IEC 60950-1, PELV according to EN 60204-1	Safety transformers for switch-mode power supplies	According to EN 61558-2-16

### Connection data (input)

Conductor cross-section, AWG/kcmil, max.	10 AWG	Conductor cross-section, AWG/kcmil, min.	26 AWG
Conductor cross-section, flexible, min.	0.22 mm <sup>2</sup>	Conductor cross-section, rigid, max.	6 mm <sup>2</sup>
Conductor cross-section, rigid, min.	0.18 mm <sup>2</sup>	Connection system	Screw connection
Number of terminals	4 for L1/L2/L3/PE	Screwdriver blade	0.8 x 4.0, PZ 1
Tightening torque, max.	0.6 Nm	Tightening torque, min.	0.5 Nm
Wire connection cross section, flexible (input), max.	4 mm <sup>2</sup>		

## PRO MAX3 120W 24V 5A

Weidmüller Interface GmbH &amp; Co. KG

Klingenbergstraße 26

D-32758 Detmold

Germany

www.weidmueller.com

## Technical data

## Connection data (output)

Conductor cross-section, AWG/kcmil , max.	12 AWG	Conductor cross-section, AWG/kcmil , min.	26 AWG
Conductor cross-section, flexible , max.	4 mm <sup>2</sup>	Conductor cross-section, flexible , min.	0.5 mm <sup>2</sup>
Conductor cross-section, rigid , max.	6 mm <sup>2</sup>	Conductor cross-section, rigid , min.	0.5 mm <sup>2</sup>
Connection system	Screw connection	Number of terminals	8 (+,-,11,13,14)
Screwdriver blade	0.6 x 3.5	Tightening torque, max.	0.6 Nm
Tightening torque, min.	0.5 Nm		

## Signalling

Contact load (NO contact)	max. 30 V DC / 1 A	Floating contact	Yes
Status indication	LED red/green and relay (≥21.6 V DC LED green, relay on/ ≤20.6 V DC LED red, relay off)		

## Approbations

Certificate No. (cURus)	E255651	Certificate no. (cULus)	E258476
Certificate no. (cULusEX)	E470829	Institute (cULus)	CULUS
Institute (cULusEX)	CULUSEX	Institute (cURus)	CURUS

## Classifications

ETIM 6.0	EC002540	ETIM 7.0	EC002540
ETIM 8.0	EC002540	ETIM 9.0	EC002540
ECLASS 9.0	27-04-07-01	ECLASS 9.1	27-04-07-01
ECLASS 10.0	27-04-07-01	ECLASS 11.0	27-04-07-01
ECLASS 12.0	27-04-07-01	ECLASS 13.0	27-04-07-01

## Environmental Product Compliance

REACH SVHC	Lead 7439-92-1
SCIP	6d8cdf22-8230-4af8-86c8-3558c716666d

## Approvals

Approvals



ROHS	Conform
UL File Number Search	UL Website
Certificate No. (cURus)	E255651
Certificate no. (cULus)	E258476
Certificate no. (cULusEX)	E470829

## PRO MAX3 120W 24V 5A

**Weidmüller Interface GmbH & Co. KG**  
Klingenbergstraße 26  
D-32758 Detmold  
Germany

[www.weidmueller.com](http://www.weidmueller.com)

## Technical data

### Downloads

Approval/Certificate/Document of Conformity	<a href="#">UL 508 Certificate.pdf</a>
	<a href="#">UL 60950-1 Certificate.pdf</a>
	<a href="#">UL CL1 DIV2 Certificate.pdf</a>
	<a href="#">DNV Certificate.pdf</a>
	<a href="#">Declaration of Conformity</a>
	<a href="#">UK Conformity Assessed</a>
Engineering Data	<a href="#">CAD data – STEP</a>
User Documentation	<a href="#">Operating instructions</a>
Catalogues	<a href="#">Catalogues in PDF-format</a>

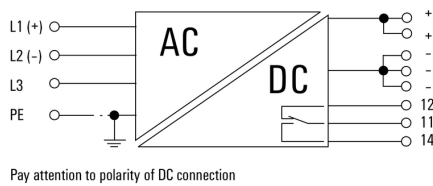
## PRO MAX3 120W 24V 5A

**Weidmüller Interface GmbH & Co. KG**  
Klingenbergstraße 26  
D-32758 Detmold  
Germany

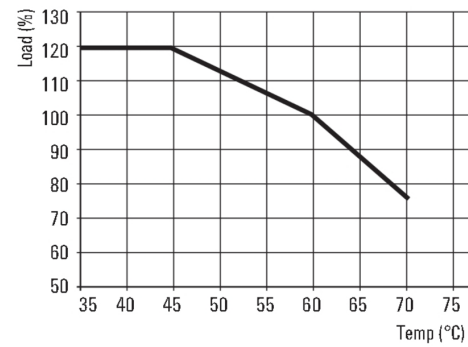
[www.weidmueller.com](http://www.weidmueller.com)

## Drawings

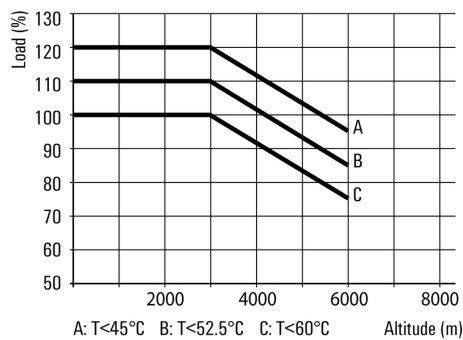
### Electric symbol



### Derating curve



### Derating curve



## PRO MAX3 120W 24V 5A

Weidmüller Interface GmbH &amp; Co. KG

Klingenbergstraße 26

D-32758 Detmold

Germany

[www.weidmueller.com](http://www.weidmueller.com)

## Accessories

## W-Series

The logo for the W-Series, featuring a large orange 'W' above the word 'Series' in a grey sans-serif font.

Weidmüller's range of products includes end brackets that guarantee a permanent, reliable mounting on the terminal rail and prevent sliding. Versions with and without screws are available. The end brackets include marking options, also for group markers, and also a test plug holder.

## General ordering data

Type	WEW 35/1 V0 GF SW	Version
Order No.	<a href="#">1478990000</a>	End bracket, Wemid, black, Rail: TS 35, when screwed in
GTIN (EAN)	4050118286892	
Qty.	50 pc(s).	
Type	WEW 35/2 V0 GF SW	Version
Order No.	<a href="#">1479000000</a>	End bracket, Wemid, black, Rail: TS 35, when screwed in
GTIN (EAN)	4050118286779	
Qty.	50 pc(s).	

## Slotted screwdriver



VDE insulated screwdriver sets, for working on live parts up to 1000 V AC and 1500 V DC, DIN EN 60900. IEC 900. Each piece is "GS" safety tested. Blade made from fully hardened, high-alloy chromium-vanadium-molybdenum steel, gun-metal finish.

## General ordering data

Type	SDIS SLIM 0.6X3.5X100	Version
Order No.	<a href="#">2749610000</a>	Mounting tool, Blade width (B): 3.5 mm, Blade length: 100 mm, Blade
GTIN (EAN)	4050118896350	thickness (A): 0.6 mm
Qty.	1 pc(s).	

## PRO MAX3 120W 24V 5A

Weidmüller Interface GmbH &amp; Co. KG

Klingenbergstraße 26

D-32758 Detmold

Germany

[www.weidmueller.com](http://www.weidmueller.com)

## Accessories

## Crosshead screwdriver, Pozidrive



VDE insulated screwdriver sets, for working on live parts up to 1000 V AC and 1500 V DC, DIN EN 60900. IEC 900. Each piece is "GS" safety tested. Blade made from fully hardened, high-alloy chromium-vanadium-molybdenum steel, gun-metal finish.

## General ordering data

Type	SDIK SLIM PZ1 X 80	Version
Order No.	<a href="#">2749670000</a>	Screwdriver, Blade width (B): 1 mm, 80 mm, Blade thickness (A): 1
GTIN (EAN)	4050118896411	
Qty.	1 pc(s).	