

**RJ45C5 T1D 3.3N4N TY****Weidmüller Interface GmbH & Co. KG**

Klingenbergstraße 26

D-32758 Detmold

Germany

www.weidmueller.com



The product range encompasses the following designs:

- 90°, lying (horizontal) and 180°, standing (vertical)
- latch up / latch down
- THT, THR or SMD soldering processes
- Wide range of different design types, also with integrated LEDs and shield contact tabs
- Performance category Cat. 3 to Cat. 6
- Packed either in a tray (TY) or on a roll (tape-on-reel, RL)
- Compatible with modular RJ45 connector according to ANSI / TIA-1096-A and IEC 60603
- Dielectric strength  $\geq 1500$  V AC RMS (2250 V AC peak value) according to IEEE 802.3
- Dielectric strength  $\geq 1500$  V AC (peak value) or  $\geq 1500$  V DC according to IEC 60603

Properties and advantages:

- Extended temperature range of  $-40^{\circ}\text{C}$  to  $+85^{\circ}\text{C}$  for maximum performance
- Reinforced gold layer ( $30\mu\text{m}$ ) for improved corrosion protection
- At least 0.3mm stand-off ensures a perfect soldering result

**General ordering data**

Version	PCB plug-in connector, RJ45 jacks, Cat. 5 , THT solder connection, 90°, Latch option: bottom, Shield tabs: none, 30...80 $\mu\text{m}$ Ni / $\geq 30 \mu\text{m}$ Au , LED: No, Number of poles: 8, Tray
Order No.	<a href="#">1433800000</a>
Type	RJ45C5 T1D 3.3N4N TY
GTIN (EAN)	4050118238556
Qty.	120 pc(s).
Packaging	Tray

## RJ45C5 T1D 3.3N4N TY

Weidmüller Interface GmbH &amp; Co. KG

Klingenbergstraße 26

D-32758 Detmold

Germany

www.weidmueller.com

## Technical data

## Dimensions and weights

Depth	21.3 mm	Depth (inches)	0.839 inch
Height	16.8 mm	Height (inches)	0.661 inch
Height of lowest version	13.6 mm	Width	15.8 mm
Width (inches)	0.622 inch	Net weight	3.233 g

## System specifications

Category	Cat. 5	LED	No
Latch option	bottom	Mounting onto the PCB	THT solder connection
Number of poles	8	Number of solder pins per pole	1
Outgoing elbow	90°	Performance-Category	Cat. 5
Pitch in inches (P)	0.05 "	Pitch in mm (P)	1.27 mm
Plugging cycles	750	Product family	OMNIMATE Data - RJ45 modular jack
Protection degree	IP20	Shield surface	nickel-plated
Shield tabs	none	Shielding	Yes
Shielding material	Copper alloy	Solder eyelet hole diameter (D)	0.9 mm
Solder eyelet hole diameter tolerance (D) ± 0.1 mm		Solder pin dimensions	0.40 x 0.30 mm
Solder pin length (l)	3.2 mm	Soldering process	Manual soldering, Wave soldering
Tolerance of solder pin position	± 0.1 mm	Type of connection	Solder connection
Wiring	8-core		

## Electrical properties

Dielectric strength, contact / contact	1000 V DC	Dielectric strength, contact / shield	1500 V DC
Insulation strength	≥ 500 MΩ	PoE / PoE+	conforming to IEEE 802.3at
Rated current	1.5 A	Rated voltage	125 V

## Standards

Connector standard	IEC 60603-7-51
--------------------	----------------

## Material data

Insulating material	PA 66	Colour	black
Colour chart (similar)	RAL 9011	Insulating material group	II
Comparative Tracking Index (CTI)	≥ 500	Insulation strength	≥ 500 MΩ
UL 94 flammability rating	V-0	Contact base material	Phosphorus bronze
Contact material	Cu-alloy	Contact surface	Gold over nickel
Layer structure of plug contact	30...80 μ" Ni / ≥ 30 μ" Au	Storage temperature, min.	-40 °C
Storage temperature, max.	85 °C	Operating temperature, min.	-40 °C
Operating temperature, max.	85 °C		

## Packing

Packaging	Tray	VPE length	316 mm
VPE width	191 mm	VPE height	67 mm

**RJ45C5 T1D 3.3N4N TY****Weidmüller Interface GmbH & Co. KG**

Klingenbergstraße 26

D-32758 Detmold

Germany

[www.weidmueller.com](http://www.weidmueller.com)**Technical data****Classifications**

ETIM 6.0	EC002637	ETIM 7.0	EC002637
ETIM 8.0	EC002637	ETIM 9.0	EC002637
ECLASS 9.0	27-44-04-02	ECLASS 9.1	27-44-04-02
ECLASS 10.0	27-44-04-02	ECLASS 11.0	27-46-02-01
ECLASS 12.0	27-46-02-01	ECLASS 13.0	27-46-02-01

**Environmental Product Compliance**

REACH SVHC /

**Approvals**

ROHS Conform

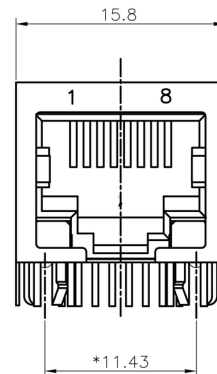
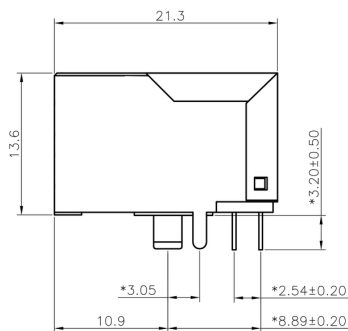
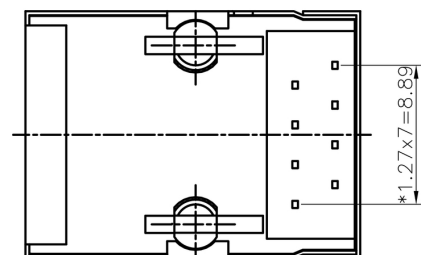
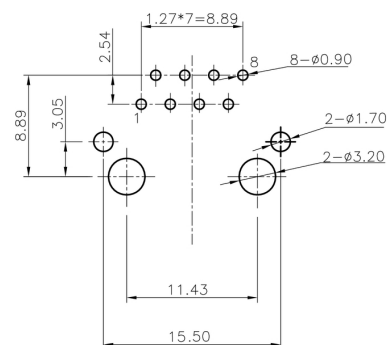
**Downloads**

Approval/Certificate/Document of Conformity	<a href="#">Certificate of Compliance</a>
Engineering Data	<a href="#">CAD data – STEP</a>
Product Change Notification	<a href="#">PCN</a> <a href="#">PCN</a>
User Documentation	<a href="#">MAN IE GUIDE DE</a> <a href="#">MAN IE GUIDE EN</a>
Catalogues	<a href="#">Catalogues in PDF-format</a>
Brochures	<a href="#">MB FREECONTACT EN</a> <a href="#">FL FIELDWIRING EN</a> <a href="#">PI PROFINET CABLING EN</a> <a href="#">PI PROFINET CABLING EN</a>

**RJ45C5 T1D 3.3N4N TY**

**Weidmüller Interface GmbH & Co. KG**  
Klingenbergstraße 26  
D-32758 Detmold  
Germany

[www.weidmueller.com](http://www.weidmueller.com)

**Drawings****Dimensioned drawing****Dimensioned drawing****Dimensioned drawing****Dimensioned drawing****PCB design**

## RJ45C5 T1D 3.3N4N TY

Weidmüller Interface GmbH &amp; Co. KG

Klingenbergstraße 26

D-32758 Detmold

Germany

[www.weidmueller.com](http://www.weidmueller.com)

## Drawings

RJ45	G1	R	1	U	3.2	E	4	GY/GY	TY	RJ45G1 R1U 3.2E4GY/GY TY
</										

## Recommended wave soldering profiles

**Weidmüller Interface GmbH & Co. KG**  
Klingenbergstraße 16  
D-32758 Detmold  
Germany  
Fon: +49 5231 14-0  
Fax: +49 5231 14-292083  
www.weidmueller.com

### Single Wave:



### Double Wave:



### Wave soldering profiles

Wired connection elements should be processed in accordance with the DIN EN 61760-1 standard. We have included two recommendations for practical wave soldering profiles, with which Weidmüller PCB terminals and connectors are qualified.

When choosing a suitable profile for your application, the following factors also need to be considered:

- PCB thickness
- Proportion of Cu in the layers
- Single/double-sided assembly
- Product range
- Heating and cooling rates

The single and double wave profiles each indicate the recommended operating range, including the maximum soldering temperature of 260°C. In practice, the maximum soldering temperature is quite often well below the above maximum profile.

We reserve the right to make technical changes.