

**UR20-FBC-CAN****Weidmüller Interface GmbH & Co. KG**

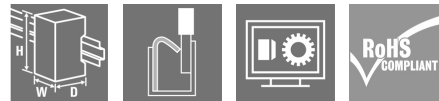
Klingenbergstraße 26

D-32758 Detmold

Germany

[www.weidmueller.com](http://www.weidmueller.com)**Product image**

Similar to illustration

**More performance. Simplified.  
u-remote.**

Weidmüller u-remote – our innovative remote I/O concept with IP 20 which focuses purely on user benefits: tailored planning, faster installation, safer start-up, and no more downtime for considerably improved performance and greater productivity.

Reduce the size of your cabinets with u-remote, thanks to the narrowest modular design on the market and the need for fewer power-feed modules. Our u-remote technology offers tool-free assembly while the modular “sandwich” design and integrated web server speed up installation, both in the cabinet and machine. Status LEDs on the channel and each u-remote module enable reliable diagnosis and rapid service.

Our products boost the availability of your machines and systems, and ensure smooth processes, from planning to operation.

u-remote stands for “More Performance.” Simplified.

**General ordering data**

Version	Remote I/O fieldbus coupler, IP20, CANopen
Order No.	<a href="#">1334890000</a>
Type	UR20-FBC-CAN
GTIN (EAN)	4050118138313
Qty.	1 pc(s).
Replacement parts	<a href="#">2003530000</a>

## UR20-FBC-CAN

Weidmüller Interface GmbH &amp; Co. KG

Klingenbergstraße 26

D-32758 Detmold

Germany

www.weidmueller.com

## Technical data

## Dimensions and weights

Depth	76 mm	Depth (inches)	2.992 inch
Height	120 mm	Height (inches)	4.724 inch
Width	52 mm	Width (inches)	2.047 inch
Mounting dimension - height	128 mm	Net weight	220 g

## Temperatures

Storage temperature	-40 °C ... +85 °C	Operating temperature	-20 °C ... +60 °C
---------------------	-------------------	-----------------------	-------------------

## Connection data

Type of connection	PUSH IN	Wire connection cross section, finely stranded, max.	1.5 mm <sup>2</sup>
Wire connection cross section, finely stranded, min.	0.14 mm <sup>2</sup>	Wire cross-section, finely stranded, max. (AWG)	AWG 16
Wire cross-section, finely stranded, min. (AWG)	AWG 26	Wire cross-section, solid, max.	1.5 mm <sup>2</sup>
Wire cross-section, solid, max. (AWG)	AWG 16	Wire cross-section, solid, min.	0.14 mm <sup>2</sup>
Wire cross-section, solid, min. (AWG)	AWG 26		

## General data

Air humidity (operation)	10% to 95%, non-condensing as per DIN EN 61131-2	Air humidity (storage)	10% to 95%, non-condensing as per DIN EN 61131-2
Air humidity (transport)	10% to 95%, non-condensing as per DIN EN 61131-2	Air pressure (operation)	≥ 795 hPa (height ≤ 2000 m) as per DIN EN 61131-2
Air pressure (storage)	1013 hPa (height 0 m) to 700 hPa (height 3000 m) as per DIN EN 61131-2	Air pressure (transport)	1013 hPa (height 0 m) to 700 hPa (height 3000 m) as per DIN EN 61131-2
Pollution severity	2	Rail	TS 35
Shock	15 g over 11 ms, half sinus wave, acc. to IEC 60068-2-27	Surge voltage category	II
Test voltage	500 V	UL 94 flammability rating	V-0
Vibration resistance	5 Hz ≤ f ≤ 8.4 Hz: 3.5-mm amplitude as per IEC 60068-2-6, 8.4 Hz ≤ f ≤ 150 Hz: 1 g acceleration as per IEC 60068-2-6		

## Power supply

Current consumption from I <sub>sys</sub> , typ.	90 mA
Feed current for I <sub>IN</sub> (input current path)	min. 10,000 mA
	nominal 10,000 mA
	max. 10,000 mA
Feed current for I <sub>IN</sub> (input current path), max.	10 A
Feed current for I <sub>OUT</sub> (output current path)	nominal 10,000 mA
	max. 10,000 mA
	min. 10,000 mA
Feed current for I <sub>OUT</sub> (output current path), max.	10 A
Feed current for the system, max.	4 A
Supply voltage for outputs	24 V DC +20 %/ -15 %

Creation date November 4, 2024 10:27:26 PM CET

## UR20-FBC-CAN

Weidmüller Interface GmbH &amp; Co. KG

Klingenbergstraße 26

D-32758 Detmold

Germany

www.weidmueller.com

## Technical data

Supply voltage system and inputs	24 V DC +20 %/ -15 %
Voltage supply	24 V DC +20 %/ -15 %, via the system bus

## System data

Configuration interface	Micro USB 2.0	Connection type	SUB-D9 (male plug)
Diagnostic data	244 Byte	Field bus protocol	CANopen
Interface	u-remote system bus	Module type	Bus coupler
Parameter data	244 Byte	Process data	488 Byte
Transmission rate of field bus, max.	1 Mbit/s	Transmission speed of system bus, max.	48 Mbit/s
max. number of modules	64		

## Classifications

ETIM 6.0	EC001603	ETIM 7.0	EC001603
ETIM 8.0	EC001603	ETIM 9.0	EC001603
ECLASS 9.0	27-24-26-07	ECLASS 9.1	27-24-26-07
ECLASS 10.0	27-24-26-07	ECLASS 11.0	27-24-26-07
ECLASS 12.0	27-24-26-07	ECLASS 13.0	27-24-26-07
ECLASS 14.0	27-24-26-07		

## Environmental Product Compliance

RoHS Compliance Status	Compliant with exemption
RoHS Exemption (if applicable/known)	7a, 7cl
REACH SVHC	Lead 7439-92-1 6,6'-di-tert-butyl-2,2'-methylenedi-p-cresol 119-47-1
SCIP	6e2691a1-14ad-497d-95a2-4457373ed84f

## Important note

Product information	The matching end brackets are included with the coupler.
---------------------	--

## Approvals

Approvals



ROHS	Conform
UL File Number Search	UL Website
Certificate no. (cULus)	E141197
Certificate no. (cULusEX)	E223527

## UR20-FBC-CAN

Weidmüller Interface GmbH &amp; Co. KG

Klingenbergstraße 26

D-32758 Detmold

Germany

www.weidmueller.com

## Technical data

## Downloads

Approval/Certificate/Document of Conformity	<a href="#">KC certificate</a> <a href="#">Compass safe distance certificate</a> <a href="#">Lloyds Register certificate</a> <a href="#">DNV certificate</a> <a href="#">ABS certificate</a> <a href="#">RINA certificate</a> <a href="#">Bureau Veritas - Type Approval Certificate</a> <a href="#">PRS (Polish Register of Shipping)</a> <a href="#">NIPPON KAIJI KYOKAI Certificate - ClassNK</a> <a href="#">WI13ATEX0002 Power Calc</a> <a href="#">DEMKO15ATEX1525X</a> <a href="#">CCC certificate</a> <a href="#">UR20 coupler CCC certificate</a> <a href="#">CCS certificate</a> <a href="#">CCS certificate</a> <a href="#">UKCA Declaration of Conformity - EN</a> <a href="#">CE Declaration of Conformity - DE</a> <a href="#">20211018 Security Advisory – Remote I/O fieldbus couplers (IP20) affected by INFRA:HALT vulnerabilities</a>
Engineering Data	<a href="#">CAD data – STEP</a> <a href="#">Compatibility information – Combinability of UR20</a>
Product Change Notification	<a href="#">Release-Notes - Firmware, EDS and Supported modules list</a>
Software	<a href="#">Firmware – Application_Note_Firmwareupdate_UR20_coupler_EN</a> <a href="#">Firmware – Application_Note_Firmwareupdate_UR20_coupler_DE</a> <a href="#">Library and function block – Language_Pack_UR20_FBC</a> <a href="#">Firmware – Archiv Firmware files CAN coupler</a> <a href="#">Firmware – Current Firmware file CAN coupler</a> <a href="#">Device description – Archiv EDS files CAN coupler</a> <a href="#">Device description – Current EDS file CAN coupler</a> <a href="#">Driver – USB driver</a>
User Documentation	<a href="#">MAN_U-REMOTE_DE</a> <a href="#">MAN_U-REMOTE_EN</a> <a href="#">MAN_UR20_WEBSERVER_DE</a> <a href="#">MAN_UR20_WEBSERVER_EN</a>
Catalogues	<a href="#">Catalogues in PDF-format</a>

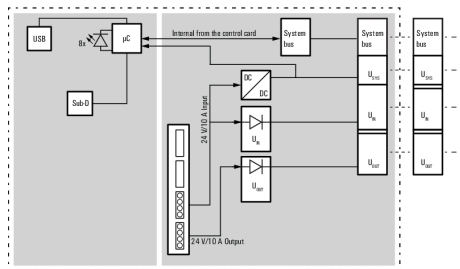
## UR20-FBC-CAN

**Weidmüller Interface GmbH & Co. KG**  
 Klingenbergstraße 26  
 D-32758 Detmold  
 Germany

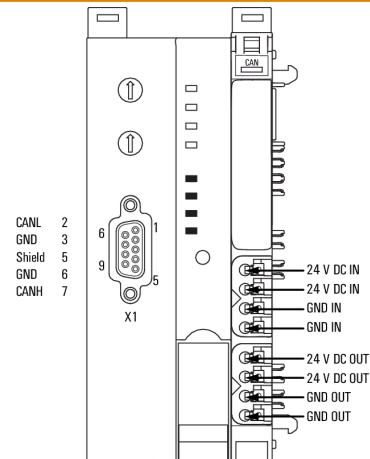
[www.weidmueller.com](http://www.weidmueller.com)

## Drawings

### Block diagram

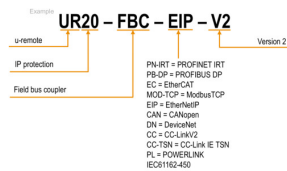


### Connection diagram



### Explanation of abbreviations

#### Field bus coupler



## UR20-FBC-CAN

Weidmüller Interface GmbH &amp; Co. KG

Klingenbergstraße 26


D-32758 Detmold

Germany

[www.weidmueller.com](http://www.weidmueller.com)

## Accessories

## Custom printing



## General ordering data

Type	PM 2.7/2.6 MC SDR	Version
Order No.	<a href="#">1323700000</a>	OMNIMATE Signal - series PM, Pusher markers, 2.7 x 2.6 mm, Pitch in
GTIN (EAN)	4050118126761	mm (P): 3.50 Weidmueller, To customer specification
Qty.	192 pc(s).	

## Accessories



## System accessory

Discover a wide range of accessories for your u-remote system - the ideal addition to make your applications even more efficient and flexible.

## General ordering data

Type	UR20-SM-ACC	Version
Order No.	<a href="#">1339920000</a>	Cover, ,
GTIN (EAN)	4050118144727	
Qty.	20 pc(s).	
Type	UR20-EBK-ACC	Version
Order No.	<a href="#">1346610000</a>	End bracket, ,
GTIN (EAN)	4050118151596	
Qty.	5 pc(s).	
Type	IE-USB-A-MICRO-1.8M	Version
Order No.	<a href="#">1487980000</a>	USB cable, USB A, USB Micro, PVC, 1.8 m
GTIN (EAN)	4050118298451	
Qty.	1 pc(s).	

## UR20-FBC-CAN

Weidmüller Interface GmbH &amp; Co. KG

Klingenbergstraße 26

D-32758 Detmold

Germany

www.weidmueller.com

## Accessories

## Blank



## General ordering data

Type	PM 2.7/2.6 MC NE WS	Version
Order No.	<a href="#">1323710000</a>	OMNIMATE Signal - series PM, Pusher markers, 2.7 x 2.6 mm, Pitch in
GTIN (EAN)	4050118126778	mm (P): 3.50 Weidmueller, white
Qty.	960 pc(s).	

## Custom printing



The Dekafix (DEK) marker is the universal marker for all conductor and plug-in connectors as well as for electronic sub-assemblies. The system is ideal for short number sequences and covers a wide range of ready-printed markers.

Strips for fast installation in only one work step. The printing is easy to read, rich in contrast and available in various widths.

- Large range of ready-to-use markers
- Strips for fast installation
- Terminal markers, suitable for all Weidmüller cable connectors
- Available as blank MultiCard or with standard printing

**For custom printing:** Please send us a file of our labeling software M-Print PRO or M-Print PRO Online (without installation) for your labeling specifications.

## General ordering data

Type	DEK 5/8-11.5 MC SDR	Version
Order No.	<a href="#">1341610000</a>	Dekafix, Terminal marker, 5 x 8 mm, Pitch in mm (P): 8.00
GTIN (EAN)	4050118146059	Weidmueller, To customer specification
Qty.	100 pc(s).	

## UR20-FBC-CAN

Weidmüller Interface GmbH &amp; Co. KG

Klingenbergstraße 26

D-32758 Detmold

Germany

www.weidmueller.com

## Accessories

## Crimping tools

**Crimping tools for wire end ferrules, with and without plastic collars**

- Ratchet guarantees precise crimping
- Release option in the event of incorrect operation

## General ordering data

Type	PZ 2.5 S	Version
Order No.	<a href="#">2903690000</a>	0.14mm <sup>2</sup> , 2.5mm <sup>2</sup> , Trapezoidal crimp
GTIN (EAN)	4099986027008	
Qty.	1 pc(s).	

## Blank



The Dekafix (DEK) marker is the universal marker for all conductor and plug-in connectors as well as for electronic sub-assemblies. The system is ideal for short number sequences and covers a wide range of ready-printed markers.

Strips for fast installation in only one work step. The printing is easy to read, rich in contrast and available in various widths.

- Large range of ready-to-use markers
- Strips for fast installation
- Terminal markers, suitable for all Weidmüller cable connectors
- Available as blank MultiCard or with standard printing

**For custom printing:** Please send us a file of our labeling software M-Print PRO or M-Print PRO Online (without installation) for your labeling specifications.

## General ordering data

Type	DEK 5/8-11.5 MC NE WS	Version
Order No.	<a href="#">1341630000</a>	Dekafix, Terminal marker, 5 x 8 mm, Pitch in mm (P): 8.00
GTIN (EAN)	4050118145946	Weidmueller, white
Qty.	500 pc(s).	




**UR20-FBC-CAN****Weidmüller Interface GmbH & Co. KG**

Klingenbergstraße 26

D-32758 Detmold

Germany

[www.weidmueller.com](http://www.weidmueller.com)**Replacement parts****Plugkit****General ordering data**

Type	UR20-PK-1334890000-SP	Version
Order No.	<a href="#">2003530000</a>	Replacement part
GTIN (EAN)	4064675267157	
Qty.	5 pc(s).	