


PPV 8 OR 35X7.5 DGR**Weidmüller Interface GmbH & Co. KG**

Klingenbergstraße 26

D-32758 Detmold

Germany

www.weidmueller.com**Product image**

The potential distribution terminal blocks PPV offer the possibility of wiring up to 32 conductors of one potential on only one terminal block. The optimised design guarantees a space saving of up to 50 percent in the panel. And the unique V-shape of the current bars ensures consistently low contact resistances.

General ordering data

Version	P-series, Potential distributor, Rated cross-section: 1.5 mm ² , Number of levels: 8, Number of connections: 32, Colour: orange
Order No.	1301640000
Type	PPV 8 OR 35X7.5 DGR
GTIN (EAN)	4050118098976
Qty.	20 pc(s).

PPV 8 OR 35X7.5 DGR

Weidmüller Interface GmbH & Co. KG

Klingenbergstraße 26

D-32758 Detmold

Germany

www.weidmueller.com

Technical data

Dimensions and weights

Depth	65.5 mm	Depth (inches)	2.579 inch
Height	120 mm	Height (inches)	4.724 inch
Width	9.2 mm	Width (inches)	0.362 inch
Net weight	50.65 g		

Temperatures

Storage temperature	-25 °C...55 °C	Continuous operating temp., min.	-50 °C
Continuous operating temp., max.	130 °C		

Material data

Material	Polycarbonate	Colour	orange
UL 94 flammability rating	V-0		

System specifications

Version	PUSH IN connection, Vertically cross-connected, One end without connector	End cover plate required	No
Number of levels	8	Number of clamping points per level	4
Number of potentials per tier	1	Levels cross-connected internally	Yes
PE connection	No	Rail	TS 35 x 7.5

Additional technical data

Explosion-tested version	No	Type of mounting	Snap-on
--------------------------	----	------------------	---------

Conductors for clamping (additional connection)

Connection type, additional connection PUSH IN

Conductors for clamping (rated connection)

Clamping range, max.	1.5 mm ²	Clamping range, min.	0.13 mm ²
Connection cross-section, stranded, max.	1.5 mm ²	Connection cross-section, stranded, min.	0.5 mm ²
Number of connections	32	Stripping length	10 mm
Type of connection	PUSH IN	Wire connection cross section AWG, max.	AWG 16
Wire connection cross section AWG, min.	AWG 24	Wire connection cross section, finely stranded, max.	1.5 mm ²
Wire connection cross section, finely stranded, min.	0.5 mm ²	Wire connection cross-section, finely stranded with wire-end ferrules DIN 46228/1, max.	1.5 mm ²
Wire connection cross-section, finely stranded with wire-end ferrules DIN 46228/1, min.	0.5 mm ²	Wire connection cross-section, finely stranded with wire-end ferrules DIN 46228/4, max.	1.5 mm ²
Wire connection cross-section, finely stranded with wire-end ferrules DIN 46228/4, min.	0.5 mm ²	Wire connection cross-section, solid core, min.	0.5 mm ²

PPV 8 OR 35X7.5 DGR

Weidmüller Interface GmbH & Co. KG

Klingenbergstraße 26

D-32758 Detmold

Germany

www.weidmueller.com

Technical data

General

Rail	TS 35 x 7.5	Wire connection cross section AWG, max.	AWG 16
Wire connection cross section AWG, min.	AWG 24		

Rating data

Rated cross-section	1.5 mm ²	Rated voltage	250 V
Volume resistance according to IEC 60947-7-x	1.83 mΩ	Power loss in accordance with IEC 60947-7-x	0.56 W

UL rating data

Certificate No. (cURus)	E60693	Conductor size Factory wiring max. (cURus)	16 AWG
Conductor size Factory wiring min. (cURus)	26 AWG	Conductor size Field wiring max. (cURus)	16 AWG
Conductor size Field wiring min. (cURus)	26 AWG	Current size B (cURus)	10 A
Current size D (cURus)	10 A	Voltage size B (cURus)	300 V
Voltage size D (cURus)	300 V		

Classifications

ETIM 6.0	EC000897	ETIM 7.0	EC000897
ETIM 8.0	EC000897	ETIM 9.0	EC000897
ECLASS 9.0	27-14-11-20	ECLASS 9.1	27-14-11-20
ECLASS 10.0	27-14-11-20	ECLASS 11.0	27-14-11-20
ECLASS 12.0	27-14-11-20	ECLASS 13.0	27-25-01-19

Environmental Product Compliance

REACH SVHC	/
------------	---

Approvals

Approvals



ROHS	Conform
UL File Number Search	UL Website
Certificate No. (cURus)	E60693

Downloads

Approval/Certificate/Document of Conformity	Declaration of Conformity UKCA declaration of conformity Confirmation of Standards EN 45545-2_2020-10
Engineering Data	CAD data – STEP
Engineering Data	Zuken E3.S
User Documentation	Beipackzettel_PRV_PPV.pdf StorageConditionsTerminalBlocks
Catalogues	Catalogues in PDF-format

Creation date July 5, 2024 2:11:04 AM CEST

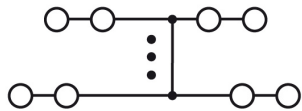
Catalogue status 29.06.2024 / We reserve the right to make technical changes.

PPV 8 OR 35X7.5 DGR

Weidmüller Interface GmbH & Co. KG
Klingenbergstraße 26
D-32758 Detmold
Germany

www.weidmueller.com

Drawings



PPV 8 OR 35X7.5 DGR

Weidmüller Interface GmbH & Co. KG

Klingenbergstraße 26

D-32758 Detmold

Germany

www.weidmueller.com

Accessories

End plates



To ensure the finger safety and the compliance to the required clearance and creepage distances, an end plate has to be placed at the end of a plug.

General ordering data

Type	PAP PRV/PPV8 GR	Version
Order No.	1211460000	P-series, End plate, grey, 3 mm
GTIN (EAN)	4032248113446	
Qty.	10 pc(s).	
Type	PAP PRV/PPV8 SW	Version
Order No.	1173720000	P-series, End plate, black, 3 mm
GTIN (EAN)	4032248966158	
Qty.	10 pc(s).	
Type	PAP PRV/PPV8 BL	Version
Order No.	1268000000	P-series, End plate, blue, 3 mm
GTIN (EAN)	4032248113040	
Qty.	10 pc(s).	

Partition plates



A partition plate is used for the optical separation of circuits or used for electrical isolation from neighbouring cross-connectors. In contrast to the end plate, the contour can be larger than the adjacent terminal blocks. However, it should not be smaller, as otherwise the required clearance and creepage distances within the application can no longer be maintained.

General ordering data

Type	TW PRV8 0-7	Version
Order No.	1230090000	P-series, Partition plate, grey, 2 mm, Printed 0-7, horizontally
GTIN (EAN)	4050118013917	
Qty.	10 pc(s).	
Type	TW PRV8	Version
Order No.	1173670000	P-series, Partition plate, grey, 2 mm, Unprinted
GTIN (EAN)	4032248966141	
Qty.	10 pc(s).	
Type	TW PRV8 1-8	Version
Order No.	1230080000	P-series, Partition plate, grey, 2 mm, Printed 1-8, horizontally
GTIN (EAN)	4050118013740	
Qty.	10 pc(s).	

PPV 8 OR 35X7.5 DGR**Weidmüller Interface GmbH & Co. KG**

Klingenbergstraße 26

D-32758 Detmold

Germany

www.weidmueller.com**Accessories**

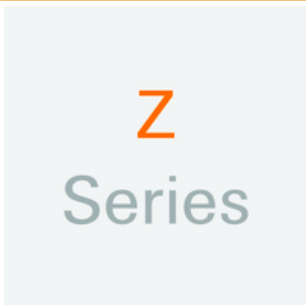
Type	TW PRV8 A-H	Version
Order No.	1230110000	P-series, Partition plate, grey, 2 mm, Printed A-H, horizontally
GTIN (EAN)	4050118013900	
Qty.	10 pc(s).	

Slotted screwdriver

Slotted screwdriver with rounded blade SD DIN 5265, ISO 2380/2, output to DIN 5264, ISO 2380/1. ChromTop tip, SoftFinish grip

General ordering data

Type	SDS 0.4X2.0X60	Version
Order No.	2749260000	Screwdriver, Blade width (B): 2 mm, Blade length: 60 mm, Blade
GTIN (EAN)	4050118895537	thickness (A): 0.4 mm
Qty.	1 pc(s).	

Z-Series

Weidmüller's range of products includes end brackets that guarantee a permanent, reliable mounting on the terminal rail and prevent sliding. Versions with and without screws are available. The end brackets include marking options, also for group markers, and also a test plug holder.

General ordering data

Type	ZEW 35/2 SW	Version
Order No.	1162610000	End bracket, Wemid, black, Rail: TS 35, Snap-on
GTIN (EAN)	4032248962716	
Qty.	20 pc(s).	

PPV 8 OR 35X7.5 DGR**Weidmüller Interface GmbH & Co. KG**

Klingenbergstraße 26

D-32758 Detmold

Germany

www.weidmueller.com**Accessories****Blank**

WS markers are the perfect match for the W-series connectors. Thanks to their system compatibility, the WS tags can also be used with the I-series and the Z-series. The large marking surfaces do not only permit long character strings but also multi-line text. WS markers are ideal for labels with long, customised character strings. Thanks to the proven MultiCard format, printing with PrintJet CONNECT oder/or Plotter is possible.

- Can be fitted in strips or individually
- Markers in proven MultiCard format

For custom printing: Please send us a file of our labeling software M-Print PRO or M-Print PRO Online (without installation) for your labeling specifications.

General ordering data

Type	WS 7.8/9.2 PLUS MC NE GR	Version
Order No.	1208970000	WS, Terminal marker, 7.8 x 9.2 mm, Pitch in mm (P): 9.20
GTIN (EAN)	4032248990092	Weidmueller, grey
Qty.	360 pc(s).	

Cross-connection for socket with PUSH IN connection

Cross-connection for the sockets in the RIDERSERIES RCI.

**General ordering data**

Type	SRC-I QV P	Version
Order No.	8870840000	RIDERSERIES RCI, Cross-connector
GTIN (EAN)	4032248631681	
Qty.	10 pc(s).	

PPV 8 OR 35X7.5 DGR

Weidmüller Interface GmbH & Co. KG

Klingenbergstraße 26

D-32758 Detmold

Germany

www.weidmueller.com

Accessories

Marking holder



The marker holder offer the possibility of additional marker mounting. Depending on the design, the respective levels of the PRV and PPV terminal blocks can be labeled with the corresponding marker.

General ordering data

Type	BZT PRV8 BL 35X7.5	Version
Order No.	1267970000	P-series, Marker holder, blue, Number of levels: 8, TS 35 x 7.5
GTIN (EAN)	4032248113293	
Qty.	20 pc(s).	
Type	BZT PRV8 SW 35X7.5	Version
Order No.	1173580000	P-series, Marker holder, black, Number of levels: 8, TS 35 x 7.5
GTIN (EAN)	4032248966110	
Qty.	20 pc(s).	

Marker holder



The marker holder offer the possibility of additional mounting of standard markers with a pitch of 5 or 5.1 mm. The angled holders can be optionally snapped together and could be mounted in all standard marking channels of the Klippon[®] Connect modular terminal blocks. Fitting marker types could be found under the respective accessories of the designation marking holder.

General ordering data

Type	BZT 1 WS 10/5	Version
Order No.	1805490000	Accessories, Marker holder
GTIN (EAN)	4032248270231	
Qty.	100 pc(s).	
Type	BZT 1 ZA WS 10/5	Version
Order No.	1805520000	Accessories, Marker holder
GTIN (EAN)	4032248270248	
Qty.	100 pc(s).	