

PWR173006L**Weidmüller Interface GmbH & Co. KG**

Klingenbergstraße 26

D-32758 Detmold

Germany

www.weidmueller.com**Product image**

Similar to illustration

Our small industrial contactors of the PWR are particularly suitable for switching larger load currents.

- 1 NO contact (30 A) and 2 NO contacts (25 A)
- AgSnO Contact material
- Double contact to increase contact opening
- Direct mounting on DIN rail TS35
- With integrated status LED

General ordering data

| | |
|------------|---|
| Version | D-SERIES PWR, Relay module, Number of contacts: 1, NO contact AgSnO, Rated control voltage: 6 V DC, Continuous current: 30 A, Screw connection, Test button available: No |
| Order No. | 1219460000 |
| Type | PWR173006L |
| GTIN (EAN) | 4032248998913 |
| Qty. | 10 pc(s). |

PWR173006L

Weidmüller Interface GmbH & Co. KG

Klingenbergstraße 26

D-32758 Detmold

Germany

www.weidmueller.com

Technical data

Dimensions and weights

| | | | |
|------------|---------|-----------------|------------|
| Depth | 55 mm | Depth (inches) | 2.165 inch |
| Height | 34 mm | Height (inches) | 1.339 inch |
| Width | 50.5 mm | Width (inches) | 1.988 inch |
| Net weight | 120 g | | |

Temperatures

| | | | |
|---------------------|--|-----------------------|----------------|
| Storage temperature | -25 °C...55 °C | Operating temperature | -25 °C...55 °C |
| Humidity | 35...85 % rel. humidity, no condensation | | |

Rated data UL

| | |
|-------------------------|---------|
| Certificate No. (cURus) | E312083 |
|-------------------------|---------|

Control side

| | | | |
|-----------------------|--------|------------------|------------------------|
| Rated control voltage | 6 V DC | Rated current DC | 317 mA |
| Power rating | 1.9 W | Coil resistance | 18.9 $\Omega \pm 10\%$ |
| Coil tolerance | 10 % | Status indicator | Green LED |

Load side

| | | | |
|---|---------------|---|----------------------|
| Rated switching voltage | 277 V AC | Continuous current | 30 A |
| Max. switching frequency at rated load | 0.1 Hz | Max. switching voltage, AC | 250 V |
| Inrush current | 150 A / 50 ms | AC switching capacity (resistive), max. | 8300 VA |
| DC switching capacity (resistive), max. | 720 W @ 24 V | Switch-on delay | < 20 ms |
| Switch-off delay | < 10 ms | Contact type | 1 NO contact (AgSnO) |
| Min. switching power | 100 mA @ 12 V | | |

General data

| | | |
|--------------------------------------|--------------------------|------------------------|
| Rail | TS 35 | |
| Test button available | No | |
| Mechanical switch position indicator | No | |
| Colour | beige | |
| UL94 flammability rating component | Component | Relay test button |
| | UL94 flammability rating | HB |
| | Component | Relay status indicator |
| | UL94 flammability rating | HB |
| | Component | Relay baseplate |
| | UL94 flammability rating | V-0 |
| | Component | Relay cover |
| | UL94 flammability rating | V-2 |

Insulation coordination

| | | | |
|---|-----------------------------|--|-----------------------------|
| Rated voltage | 250 V | Pollution severity | 3 |
| Surge voltage category | III | Insulating material group | IIIa |
| Clearance and creepage distances for control side - load side | ≥ 5.5 mm | Dielectric strength for control side - load side | 4 kV _{eff} / 1 min |
| Dielectric strength of open contact | 2 kV _{eff} / 1 min | Impulse withstand voltage | 6 kV (1.2/50 μ s) |
| Protection degree | IP10 | | |

PWR173006L

Weidmüller Interface GmbH & Co. KG

Klingenbergstraße 26

D-32758 Detmold

Germany

www.weidmueller.com

Technical data

Further details of approvals / standards

Certificate No. (cURus) E312083

Connection data (control side)

| | | | |
|---|---------------------|---|---------------------|
| Wire connection method (control side) | Screw connection | Min. rated connection clamping range (control side) | 0.5 mm ² |
| Max. rated connection clamping range (control side) | 2.5 mm ² | Min. tightening torque (control side) | 0.5 Nm |
| Max. tightening torque (control side) | 1.2 Nm | Blade size (control side) | Gr. PH2 |

Connection data (load side)

| | | | |
|--|-------------------|--|---------------------|
| Wire connection method (load side) | Screw connection | Min. rated connection clamping range (load side) | 0.5 mm ² |
| Max. rated connection clamping range (load side) | 4 mm ² | Min. tightening torque (load side) | 0.5 Nm |
| Max. tightening torque (load side) | 1.2 Nm | Blade size (load side) | Gr. PH2 |

Connection data

Wire connection method Screw connection

Classifications

| | | | |
|-------------|-------------|-------------|-------------|
| ETIM 6.0 | EC001437 | ETIM 7.0 | EC001437 |
| ETIM 8.0 | EC001437 | ETIM 9.0 | EC001437 |
| ECLASS 9.0 | 27-37-16-01 | ECLASS 9.1 | 27-37-16-01 |
| ECLASS 10.0 | 27-37-16-01 | ECLASS 11.0 | 27-37-16-01 |
| ECLASS 12.0 | 27-37-16-01 | ECLASS 13.0 | 27-37-16-01 |

Environmental Product Compliance

REACH SVHC Lead 7439-92-1

SCIP 1320de1d-41b1-4fbd-928a-2e0c6d3f9395

Approvals

Approvals



| | |
|-------------------------|------------|
| ROHS | Conform |
| UL File Number Search | UL Website |
| Certificate No. (cURus) | E312083 |

Downloads

| | |
|---|---|
| Approval/Certificate/Document of Conformity | EU Konformitätserklärung / EU Declaration of Conformity |
| Engineering Data | CAD data – STEP |
| User Documentation | FL_D-SERIES_PWR1NO_LOAD_GUIDE |
| Catalogues | Catalogues in PDF-format |

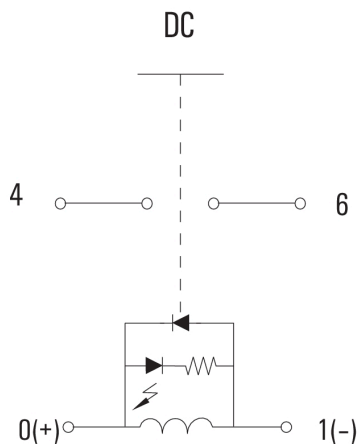
PWR173006L

Weidmüller Interface GmbH & Co. KG
 Klingenbergstraße 26
 D-32758 Detmold
 Germany

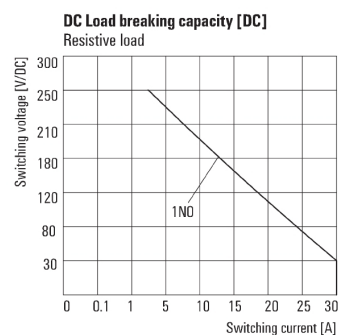
www.weidmueller.com

Drawings

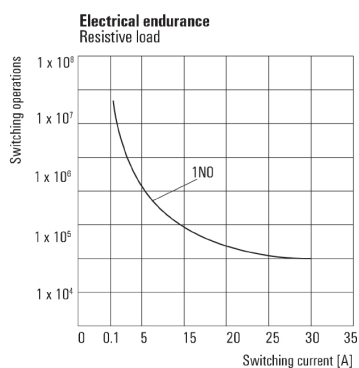
Wiring diagram



Graph

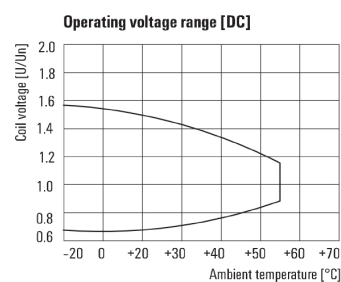


Graph



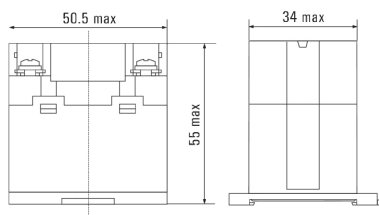
Electrical service life
Resistive load

Graph



DC operational voltage range

Dimensional drawing



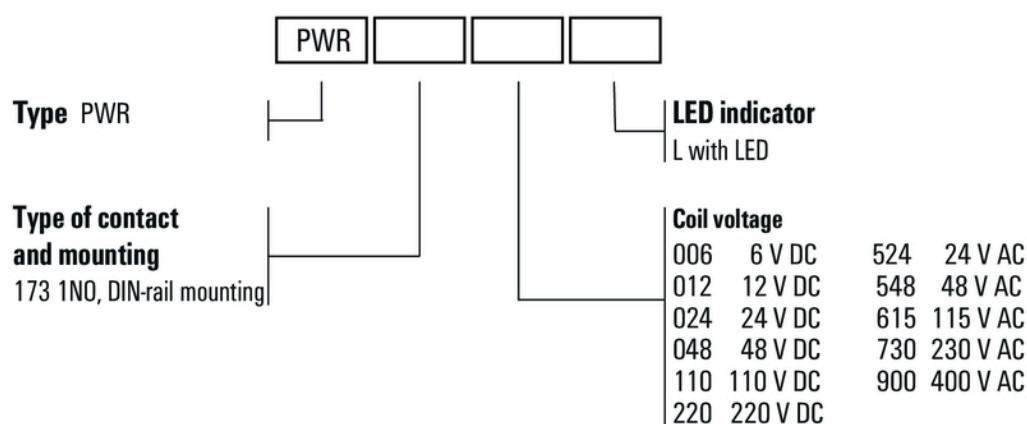
PWR173006L

Weidmüller Interface GmbH & Co. KG
Klingenbergstraße 26
D-32758 Detmold
Germany

www.weidmueller.com

Drawings

Miscellaneous



Type codes