

**PWR173548L****Weidmüller Interface GmbH & Co. KG**

Klingenbergstraße 26

D-32758 Detmold

Germany

www.weidmueller.com

**Product image**

Similar to illustration

Our small industrial contactors of the PWR are particularly suitable for switching larger load currents.

- 1 NO contact (30 A) and 2 NO contacts (25 A)
- AgSnO Contact material
- Double contact to increase contact opening
- Direct mounting on DIN rail TS35
- With integrated status LED

**General ordering data**

Version	D-SERIES PWR, Relay module, Number of contacts: 1, NO contact AgSnO, Rated control voltage: 48 V AC, Continuous current: 30 A, Screw connection, Test button available: No
Order No.	<a href="#">1219120000</a>
Type	PWR173548L
GTIN (EAN)	4032248998982
Qty.	10 pc(s).

PWR173548L

Weidmüller Interface GmbH &amp; Co. KG

Klingenbergstraße 26

D-32758 Detmold

Germany

www.weidmueller.com

## Technical data

### Dimensions and weights

Depth	55 mm	Depth (inches)	2.165 inch
Height	34 mm	Height (inches)	1.339 inch
Width	50.5 mm	Width (inches)	1.988 inch
Net weight	118.4 g		

### Temperatures

Storage temperature	-25 °C...55 °C	Operating temperature	-25 °C...55 °C
Humidity	35...85 % rel. humidity, no condensation		

### Rated data UL

Certificate No. (cURus)	E312083
-------------------------	---------

### Control side

Rated control voltage	48 V AC	Rated current AC	43.6 mA
Power rating	2.5 VA	Coil resistance	1100 $\Omega \pm 10\%$
Coil tolerance	10 %	Status indicator	Green LED

### Load side

Rated switching voltage	277 V AC	Continuous current	30 A
Max. switching frequency at rated load	0.1 Hz	Inrush current	150 A / 50 ms
AC switching capacity (resistive), max.	8300 VA	DC switching capacity (resistive), max.	720 W @ 24 V
Switch-on delay	< 20 ms	Switch-off delay	< 10 ms
Contact type	1 NO contact (AgSnO)	Min. switching power	100 mA @ 12 V

### General data

Rail	TS 35	
Test button available	No	
Mechanical switch position indicator	No	
Colour	beige	
UL94 flammability rating component	Component	Relay test button
	UL94 flammability rating	HB
	Component	Relay status indicator
	UL94 flammability rating	HB
	Component	Relay baseplate
	UL94 flammability rating	V-0
	Component	Relay cover
	UL94 flammability rating	V-2

### Insulation coordination

Rated voltage	250 V	Pollution severity	3
Surge voltage category	III	Insulating material group	IIIa
Clearance and creepage distances for control side - load side	$\geq 5.5$ mm	Dielectric strength for control side - load side	4 kV <sub>eff</sub> / 1 min
Dielectric strength of open contact	2 kV <sub>eff</sub> / 1 min	Impulse withstand voltage	6 kV (1.2/50 $\mu$ s)
Protection degree	IP10		

PWR173548L

Weidmüller Interface GmbH &amp; Co. KG

Klingenbergstraße 26

D-32758 Detmold

Germany

www.weidmueller.com

## Technical data

## Further details of approvals / standards

Certificate No. (cURus) E312083

## Connection data (control side)

Wire connection method (control side)	Screw connection	Min. rated connection clamping range (control side)	0.5 mm <sup>2</sup>
Max. rated connection clamping range (control side)	2.5 mm <sup>2</sup>	Min. tightening torque (control side)	0.5 Nm
Max. tightening torque (control side)	1.2 Nm	Blade size (control side)	Gr. PH2

## Connection data (load side)

Wire connection method (load side)	Screw connection	Min. rated connection clamping range (load side)	0.5 mm <sup>2</sup>
Max. rated connection clamping range (load side)	4 mm <sup>2</sup>	Min. tightening torque (load side)	0.5 Nm
Max. tightening torque (load side)	1.2 Nm	Blade size (load side)	Gr. PH2

## Connection data

Wire connection method Screw connection

## Classifications

ETIM 6.0	EC001437	ETIM 7.0	EC001437
ETIM 8.0	EC001437	ETIM 9.0	EC001437
ECLASS 9.0	27-37-16-01	ECLASS 9.1	27-37-16-01
ECLASS 10.0	27-37-16-01	ECLASS 11.0	27-37-16-01
ECLASS 12.0	27-37-16-01	ECLASS 13.0	27-37-16-01

## Environmental Product Compliance

REACH SVHC Lead 7439-92-1

SCIP 1320de1d-41b1-4fbd-928a-2e0c6d3f9395

## Approvals

Approvals



ROHS	Conform
UL File Number Search	UL Website
Certificate No. (cURus)	E312083

## Downloads

Approval/Certificate/Document of Conformity	<a href="#">EU Konformitätserklärung / EU Declaration of Conformity</a>
Engineering Data	<a href="#">CAD data – STEP</a>
User Documentation	<a href="#">FL_D-SERIES_PWR1NO_LOAD_GUIDE</a>
Catalogues	<a href="#">Catalogues in PDF-format</a>
Brochures	

Creation date July 2, 2024 11:42:27 PM CEST

Catalogue status 29.06.2024 / We reserve the right to make technical changes.

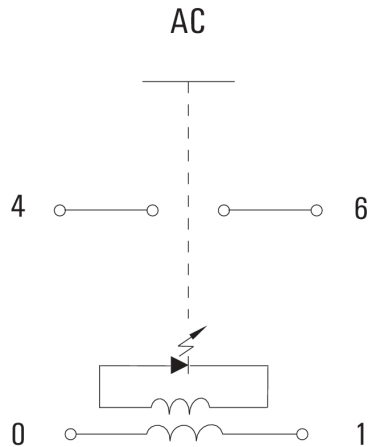
**PWR173548L**

**Weidmüller Interface GmbH & Co. KG**  
Klingenbergstraße 26  
D-32758 Detmold  
Germany

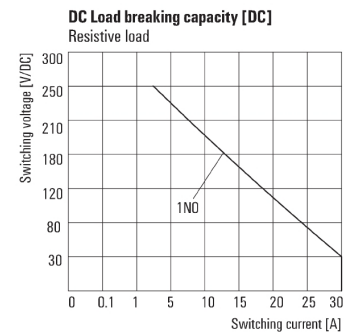
[www.weidmueller.com](http://www.weidmueller.com)

## Drawings

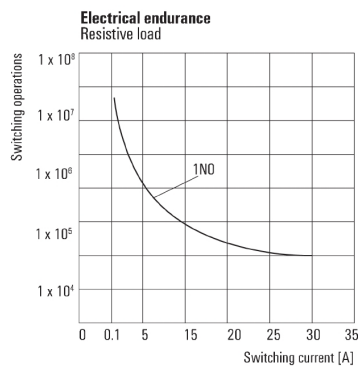
### Wiring diagram



### Graph

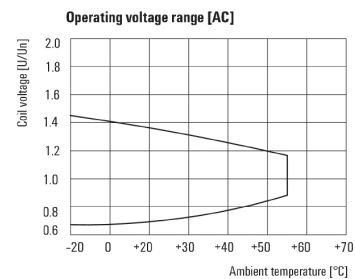


### Graph



### Graph

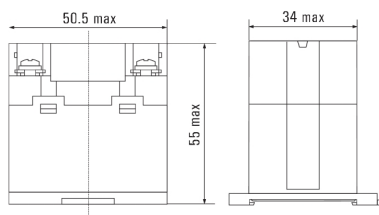
**DC load limit curve**  
Resistive load



**Electrical service life**  
Resistive load

**AC operational voltage range**

### Dimensional drawing



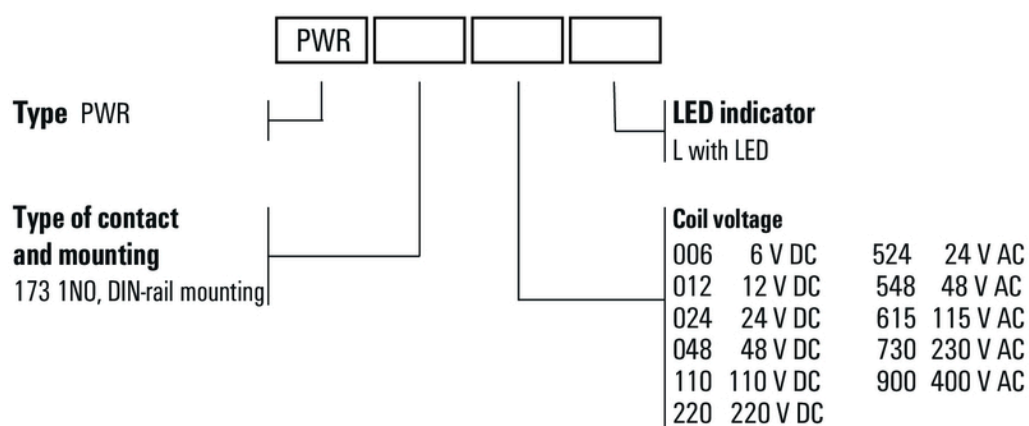
## PWR173548L

**Weidmüller Interface GmbH & Co. KG**  
Klingenbergstraße 26  
D-32758 Detmold  
Germany

[www.weidmueller.com](http://www.weidmueller.com)

## Drawings

## Miscellaneous



Type codes