


**WDK 10 V BL****Weidmüller Interface GmbH & Co. KG**

Klingenbergstraße 26

D-32758 Detmold

Germany

[www.weidmueller.com](http://www.weidmueller.com)**Product image**

To feed through power, signal, and data is the classical requirement in electrical engineering and panel building. The insulating material, the connection system and the design of the terminal blocks are the differentiating features. A feed-through terminal block is suitable for joining and/or connecting one or more conductors. They could have one or more connection levels that are on the same potential or insulated against one another.

**General ordering data**

Version	Multi-tier modular terminal, Screw connection, 10 mm <sup>2</sup> , 800 V, 57 A, Number of levels: 2, blue
Order No.	<a href="#">1186780000</a>
Type	WDK 10 V BL
GTIN (EAN)	4050118024654
Qty.	50 pc(s).

## WDK 10 V BL

Weidmüller Interface GmbH &amp; Co. KG

Klingenbergstraße 26

D-32758 Detmold

Germany

www.weidmueller.com

## Technical data

## Dimensions and weights

Depth	69 mm	Depth (inches)	2.717 inch
Depth including DIN rail	69.5 mm	Height	85 mm
Height (inches)	3.346 inch	Width	9.9 mm
Width (inches)	0.39 inch	Net weight	43 g

## Temperatures

Storage temperature	-25 °C...55 °C	Continuous operating temp., min.	-50 °C
Continuous operating temp., max.	120 °C		

## Material data

Material	Wemid	Colour	blue
UL 94 flammability rating	V-0		

## System specifications

Version	Screw connection, Double terminal, Vertically cross-connected, for screwable cross-connection, One end without connector	End cover plate required	Yes
Number of potentials	1	Number of levels	2
Number of clamping points per level	2	Number of potentials per tier	1
Levels cross-connected internally	Yes	PE connection	No
Rail	TS 35	N-function	Yes
PE function	No	PEN function	No

## Additional technical data

Explosion-tested version	No	Open sides	right
Type of mounting	Snap-on		

## CSA rating data

Certificate No. (CSA)	200039-1057876	Current size B (CSA)	49 A
Current size C (CSA)	49 A	Current size D (CSA)	5 A
Voltage size B (CSA)	600 V	Voltage size C (CSA)	600 V
Voltage size D (CSA)	600 V	Wire cross section max. (CSA)	6 AWG
Wire cross section min. (CSA)	18 AWG		

## Conductors for clamping (additional connection)

Connection type, additional connection	Screw connection
--	------------------

## WDK 10 V BL

Weidmüller Interface GmbH &amp; Co. KG

Klingenbergstraße 26

D-32758 Detmold

Germany

www.weidmueller.com

## Technical data

## Conductors for clamping (rated connection)

Blade size	1.0 x 5.5 mm	Clamping range, max.	16 mm <sup>2</sup>
Clamping range, min.	1.5 mm <sup>2</sup>	Clamping screw	M 4
Connection cross-section, stranded, max.	16 mm <sup>2</sup>	Connection cross-section, stranded, min.	1.5 mm <sup>2</sup>
Connection direction	on side	Gauge to IEC 60947-1	B6
Number of connections	4	Stripping length	12 mm
Tightening torque, max.	1.9 Nm	Tightening torque, min.	1.2 Nm
Twin wire-end ferrules, max.	6 mm <sup>2</sup>	Twin wire-end ferrules, min.	1.5 mm <sup>2</sup>
Type of connection	Screw connection	Type of connection 2	Screw connection
Wire connection cross section AWG, max.	AWG 6	Wire connection cross section AWG, min.	AWG 16
Wire connection cross section, finely stranded, max.	16 mm <sup>2</sup>	Wire connection cross section, finely stranded, min.	1.5 mm <sup>2</sup>
Wire connection cross-section, finely stranded with wire-end ferrules DIN 46228/1, max.	16 mm <sup>2</sup>	Wire connection cross-section, finely stranded with wire-end ferrules DIN 46228/1, min.	1.5 mm <sup>2</sup>
Wire connection cross-section, finely stranded with wire-end ferrules DIN 46228/4, max.	16 mm <sup>2</sup>	Wire connection cross-section, finely stranded with wire-end ferrules DIN 46228/4, min.	1.5 mm <sup>2</sup>
Wire connection cross-section, solid core, max.	16 mm <sup>2</sup>	Wire connection cross-section, solid core, min.	1.5 mm <sup>2</sup>

## General

Rail	TS 35	Standards	IEC 60947-7-1
Wire connection cross section AWG, max.	AWG 6	Wire connection cross section AWG, min.	AWG 16

## Rating data

Rated cross-section	10 mm <sup>2</sup>	Rated voltage	800 V
Rated DC voltage	800 V	Rated current	57 A
Current at maximum wires	73 A	Standards	IEC 60947-7-1
Volume resistance according to IEC 60947-7-x	0.56 mΩ	Rated impulse withstand voltage	8 kV
Power loss in accordance with IEC 60947-7-x	1.82 W	Pollution severity	3
Surge voltage category	III		

## UL rating data

Certificate No. (UR)	E60693	Conductor size Factory wiring max. (UR)	6 AWG
Conductor size Factory wiring min. (UR)	18 AWG	Conductor size Field wiring max. (UR)	6 AWG
Conductor size Field wiring min. (UR)	18 AWG	Current size B (UR)	49 A
Current size C (UR)	49 A	Current size D (UR)	5 A
Voltage size B (UR)	600 V	Voltage size C (UR)	600 V
Voltage size D (UR)	600 V	Wire cross section max. (UR)	6 AWG
Wire cross section min. (UR)	18 AWG		

## Classifications

ETIM 6.0	EC000897	ETIM 7.0	EC000897
ETIM 8.0	EC000897	ETIM 9.0	EC000897
ECLASS 9.0	27-14-11-20	ECLASS 9.1	27-14-11-20
ECLASS 10.0	27-14-11-20	ECLASS 11.0	27-14-11-20
ECLASS 12.0	27-14-11-20	ECLASS 13.0	27-25-01-02

## WDK 10 V BL

Weidmüller Interface GmbH &amp; Co. KG

Klingenbergstraße 26

D-32758 Detmold

Germany

www.weidmueller.com

## Technical data

## Environmental Product Compliance

REACH SVHC

/

## Approvals

Approvals



ROHS Conform

UL File Number Search UL Website

Certificate No. (UR) E60693

## Downloads

Approval/Certificate/Document of Conformity

- [CB Test Certificate](#)
- [CB Certificate](#)
- [CE Declaration of Conformity](#)
- [UKCA declaration of conformity](#)
- [Confirmation of Standards EN 45545-2\\_2020-10](#)

Engineering Data [CAD data – STEP](#)Engineering Data [Zuken E3.S](#)User Documentation [StorageConditionsTerminalBlocks](#)Catalogues [Catalogues in PDF-format](#)

Brochures

### WDK 10 V BL

**Weidmüller Interface GmbH & Co. KG**

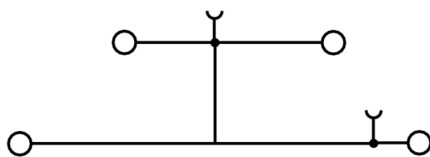
Klingenbergstraße 26

D-32758 Detmold

Germany

[www.weidmueller.com](http://www.weidmueller.com)

## Drawings



## WDK 10 V BL

Weidmüller Interface GmbH &amp; Co. KG

Klingenbergstraße 26

D-32758 Detmold

Germany

www.weidmueller.com

## Accessories

## W-Series



Weidmüller's range of products includes end brackets that guarantee a permanent, reliable mounting on the terminal rail and prevent sliding. Versions with and without screws are available. The end brackets include marking options, also for group markers, and also a test plug holder.

## General ordering data

Type	WEW 35/1	Version
Order No.	<a href="#">1059000000</a>	End bracket, Wemid, dark beige, Rail: TS 35, when screwed in
GTIN (EAN)	4008190172282	
Qty.	50 pc(s).	

## Blank



The Dekafix (DEK) marker is the universal marker for all conductor and plug-in connectors as well as for electronic sub-assemblies. The system is ideal for short number sequences and covers a wide range of ready-printed markers.

Strips for fast installation in only one work step. The printing is easy to read, rich in contrast and available in various widths.

- Large range of ready-to-use markers
- Strips for fast installation
- Terminal markers, suitable for all Weidmüller cable connectors
- Available as blank MultiCard or with standard printing

**For custom printing:** Please send us a file of our labeling software M-Print PRO or M-Print PRO Online (without installation) for your labeling specifications.

## General ordering data

Type	DEK 5/8-11.5 MC NE WS	Version
Order No.	<a href="#">1341630000</a>	Dekafix, Terminal marker, 5 x 8 mm, Pitch in mm (P): 8.00
GTIN (EAN)	4050118145946	Weidmueller, white
Qty.	500 pc(s).	

## WDK 10 V BL

Weidmüller Interface GmbH &amp; Co. KG

Klingenbergstraße 26


D-32758 Detmold

Germany

www.weidmueller.com

## Accessories

## With lightning flash




The WAD connector marker is suitable for W-series terminals and for the WEW 35/2 and ZEW 35/2 end brackets. The markers are available as blank markers, with custom printing or standard print with lightning symbol. The WAD MultiCard markers are suitable for labelling with PrintJet CONNECT printers.

**For custom printing:** Please send us a file of our labeling software M-Print PRO or M-Print PRO Online (without installation) for your labeling specifications.

## General ordering data

Type	WAD 8 MC B GE/SW	Version
Order No.	<a href="#">1120470000</a>	Group markers, Cover, 33.3 x 8 mm, Pitch in mm (P): 8.00 WDU 4,
GTIN (EAN)	4032248901289	WEW 35/2, ZEW 35/2, yellow
Qty.	48 pc(s).	

10 mm<sup>2</sup>

Screwable cross-connections are easy to mount and de mount. Thanks to the big contact surface, even high currents can be transmitted with maximum contact reliability.

## General ordering data

Type	WQV 10/4	Version
Order No.	<a href="#">1055060000</a>	Cross-connector (terminal), when screwed in, Number of poles: 4,
GTIN (EAN)	4008190188245	Pitch in mm (P): 9.90, Insulated: Yes, 63 A, yellow
Qty.	50 pc(s).	
Type	WQV 10/2	Version
Order No.	<a href="#">1052560000</a>	Cross-connector (terminal), when screwed in, Number of poles: 2,
GTIN (EAN)	4008190154943	Pitch in mm (P): 9.90, Insulated: Yes, 76 A, yellow
Qty.	50 pc(s).	
Type	WQV 10/10	Version
Order No.	<a href="#">1052460000</a>	Cross-connector (terminal), when screwed in, Number of poles: 10,
GTIN (EAN)	4008190152130	Pitch in mm (P): 9.90, Insulated: Yes, 63 A, yellow
Qty.	20 pc(s).	
Type	WQV 10/3	Version
Order No.	<a href="#">1054960000</a>	Cross-connector (terminal), when screwed in, Number of poles: 3,
GTIN (EAN)	4008190079079	Pitch in mm (P): 9.90, Insulated: Yes, 63 A, yellow
Qty.	50 pc(s).	

## WDK 10 V BL

Weidmüller Interface GmbH &amp; Co. KG

Klingenbergstraße 26

D-32758 Detmold

Germany

www.weidmueller.com

## Accessories

## Marker holder



The marker holder offer the possibility of additional mounting of standard markers with a pitch of 5 or 5.1 mm. The angled holders can be optionally snapped together and could be mounted in all standard marking channels of the Klippon® Connect modular terminal blocks. Fitting marker types could be found under the respective accessories of the designation marking holder.

## General ordering data

Type	BZT 1 WS 10/5	Version
Order No.	<a href="#">1805490000</a>	Accessories, Marker holder
GTIN (EAN)	4032248270231	
Qty.	100 pc(s).	
Type	BZT 1 ZA WS 10/5	Version
Order No.	<a href="#">1805520000</a>	Accessories, Marker holder
GTIN (EAN)	4032248270248	
Qty.	100 pc(s).	

## Blank



The WAD connector marker is suitable for W-series terminals and for the WEW 35/2 and ZEW 35/2 end brackets. The markers are available as blank markers, with custom printing or standard print with lightning symbol. The WAD MultiCard markers are suitable for labelling with PrintJet CONNECT printers.

**For custom printing:** Please send us a file of our labeling software M-Print PRO or M-Print PRO Online (without installation) for your labeling specifications.

## General ordering data

Type	WAD 8 MC NE WS	Version
Order No.	<a href="#">1112940000</a>	Group markers, Cover, 33.3 x 8 mm, Pitch in mm (P): 8.00 WDU 4,
GTIN (EAN)	4032248891825	WEW 35/2, ZEW 35/2, white
Qty.	48 pc(s).	
Type	WAD 8 MC NE GE	Version
Order No.	<a href="#">1112950000</a>	Group markers, Cover, 33.3 x 8 mm, Pitch in mm (P): 8.00 WDU 4,
GTIN (EAN)	4032248891696	WEW 35/2, ZEW 35/2, yellow
Qty.	48 pc(s).	



## WDK 10 V BL

Weidmüller Interface GmbH &amp; Co. KG

Klingenbergstraße 26

D-32758 Detmold

Germany

[www.weidmueller.com](http://www.weidmueller.com)

## Accessories

10 mm<sup>2</sup>10  
mm<sup>2</sup>


End plates are fitted to the open side of the last modular terminal before the end bracket. The use of an end plate ensures the function of the modular terminal and the specified rated voltage. It guarantees protection against contact with live parts and makes the final terminal finger-proof.

## General ordering data

Type	WAP WDK10 BL	Version
Order No.	<a href="#">1186730000</a>	End plate (terminals), 85 mm x 1.5 mm, blue
GTIN (EAN)	4050118024678	
Qty.	20 pc(s).	

Type	WAP WDK10	Version
Order No.	<a href="#">1186720000</a>	End plate (terminals), 85 mm x 1.5 mm, dark beige
GTIN (EAN)	4050118024661	
Qty.	20 pc(s).	

## Slotted screwdriver



Slotted screwdriver with rounded blade SD DIN 5265, ISO 2380/2, output to DIN 5264, ISO 2380/1. ChromTop tip, SoftFinish grip

## General ordering data

Type	SDS 1.0X5.5X150	Version
Order No.	<a href="#">9008350000</a>	Screwdriver, Screwdriver
GTIN (EAN)	4032248056316	
Qty.	1 pc(s).	