


**WSI 6/2/LD 10-36V LLC****Weidmüller Interface GmbH & Co. KG**

Klingenbergstraße 26

D-32758 Detmold

Germany

[www.weidmueller.com](http://www.weidmueller.com)**Product image**

In some applications it is useful to protect the feed through connection with a separate fuse. Fuse terminal blocks are made up of one terminal block bottom section with a fuse insertion carrier. The fuses vary from pivoting fuse levers and pluggable fuse holders to screwable closures and flat plug-in fuses.

**General ordering data**

Version	Fuse terminal, Screw connection, dark beige, 6 mm <sup>2</sup> , 10 A, 36 V, Number of connections: 2, Number of levels: 1, TS 35, V-0, Wemid, 6.3 x 32 mm (1/4 x 1 1/4")
Order No.	<a href="#">1119800000</a>
Type	WSI 6/2/LD 10-36V LLC
GTIN (EAN)	4032248901081
Qty.	25 pc(s).

## WSI 6/2/LD 10-36V LLC

Weidmüller Interface GmbH &amp; Co. KG

Klingenbergstraße 26

D-32758 Detmold

Germany

www.weidmueller.com

## Technical data

## Dimensions and weights

Depth	78.5 mm	Depth (inches)	3.091 inch
Depth including DIN rail	79.5 mm	Height	60 mm
Height (inches)	2.362 inch	Width	11.9 mm
Width (inches)	0.469 inch	Net weight	27.68 g

## Temperatures

Storage temperature	-25 °C...55 °C	Continuous operating temp., min.	-50 °C
Continuous operating temp., max.	120 °C		

## Material data

Material	Wemid	Colour	dark beige
UL 94 flammability rating	V-0		

## System specifications

Version	Screw connection, Fuse isolator, with LED, for screwable cross-connection, One end without connector	End cover plate required	Yes
Number of potentials	1	Number of levels	1
Number of clamping points per level	2	Number of potentials per tier	1
Levels cross-connected internally	No	PE connection	No
Rail	TS 35	N-function	No
PE function	No	PEN function	No

## 2 clampable conductors (H05V/H07V) with equal cross-section (rated connection)

Wire connection cross section, finely stranded with wire-end ferrules DIN 46228/1, 2 clampable wires, max.	2.5 mm <sup>2</sup>	Wire connection cross section, finely stranded with wire-end ferrules DIN 46228/1, 2 clampable wires, min.	0.5 mm <sup>2</sup>
Wire connection cross section, finely stranded, two clampable wires, min.	0.5 mm <sup>2</sup>	Wire cross-section, finely stranded, two clampable wires, max.	2.5 mm <sup>2</sup>

## Additional technical data

Explosion-tested version	No	Number of similar terminals	1
Open sides	right	Type of mounting	Snap-on

## CSA rating data

Certificate No. (CSA)	200039-1057876	Wire cross section max. (CSA)	8 AWG
Wire cross section min. (CSA)	20 AWG		

## Conductors for clamping (additional connection)

Connection type, additional connection Screw connection

## Conductors for clamping (rated connection)

Blade size 0.8 x 4.0 mm

## WSI 6/2/LD 10-36V LLC

Weidmüller Interface GmbH &amp; Co. KG

Klingenbergstraße 26

D-32758 Detmold

Germany

www.weidmueller.com

## Technical data

Clampable conductor	Connection specification		Screw connection		
	Cross-section for conductor connection	Type	solid, H05(07) V-U		
		min.	0.5 mm <sup>2</sup>		
		max.	10 mm <sup>2</sup>		
		nominal	6 mm <sup>2</sup>		
	wire end ferrule	Stripping length	min.	12 mm	
			max.	12 mm	
			nominal	12 mm	
		Tightening torque	min.	0.8 Nm	
			max.	1.6 Nm	
		Recommended wire-end ferrule			
		Connection specification		Screw connection	
	Cross-section for conductor connection	Type	stranded, H07V-R		
		min.	1.5 mm <sup>2</sup>		
		max.	10 mm <sup>2</sup>		
		nominal	6 mm <sup>2</sup>		
	wire end ferrule	Stripping length	min.	12 mm	
			max.	12 mm	
			nominal	12 mm	
		Tightening torque	min.	0.8 Nm	
			max.	1.6 Nm	
		Recommended wire-end ferrule			
		Connection specification		Screw connection	
	Cross-section for conductor connection	Type	flexible, H05(07) V-K		
		min.	0.5 mm <sup>2</sup>		
		max.	10 mm <sup>2</sup>		
		nominal	6 mm <sup>2</sup>		
wire end ferrule	Stripping length	min.	12 mm		
		max.	12 mm		
		nominal	12 mm		
	Tightening torque	min.	0.8 Nm		
		max.	1.6 Nm		
	Recommended wire-end ferrule				
	Clamping range, max.		10 mm <sup>2</sup>		
Clamping range, min.		0.5 mm <sup>2</sup>			
Clamping screw		M 3.5			
Connection cross-section, stranded, max.		10 mm <sup>2</sup>			
Connection cross-section, stranded, min.		1.5 mm <sup>2</sup>			
Connection direction		on side			
Gauge to IEC 60947-1		A5			
Number of connections		2			
Tightening torque, max.		1.6 Nm			
Tightening torque, min.		0.8 Nm			
Torque level with DMS electric screw-driver		3			
Type of connection		Screw connection			
Type of connection 2		Screw connection			
Wire connection cross section AWG, max.		AWG 8			
Wire connection cross section AWG, min.		AWG 20			
Wire connection cross section, finely stranded, max.		10 mm <sup>2</sup>			
Wire connection cross section, finely stranded, min.		0.5 mm <sup>2</sup>			

Creation date October 6, 2024 12:14:49 AM CEST

## WSI 6/2/LD 10-36V LLC

Weidmüller Interface GmbH &amp; Co. KG

Klingenbergstraße 26

D-32758 Detmold

Germany

www.weidmueller.com

## Technical data

Wire connection cross-section, finely stranded with wire-end ferrules DIN 46228/1, max.	6 mm <sup>2</sup>
Wire connection cross-section, finely stranded with wire-end ferrules DIN 46228/1, min.	0.5 mm <sup>2</sup>
Wire connection cross-section, finely stranded with wire-end ferrules DIN 46228/4, max.	6 mm <sup>2</sup>
Wire connection cross-section, finely stranded with wire-end ferrules DIN 46228/4, min.	0.5 mm <sup>2</sup>
Wire connection cross-section, solid core, max.	10 mm <sup>2</sup>
Wire connection cross-section, solid core, min.	0.5 mm <sup>2</sup>

## Display element

Type of voltage for indicator	AC/DC
-------------------------------	-------

## Fuse terminals

Cartridge fuse	6.3 x 32 mm (1/4 x 1 1/4")	Display	Red LED
Fuse holder (cartridge holder)	Pivoting	Leakage current, max.	0.286 mA
Operating voltage, max.	36 V	Type of voltage for indicator	AC/DC

## General

Rail	TS 35	Standards	IEC 60947-7-3
Wire connection cross section AWG, max.	AWG 8	Wire connection cross section AWG, min.	AWG 20

## Rating data

Rated cross-section	6 mm <sup>2</sup>	Rated voltage	36 V
Rated voltage to adjoining terminal	500 V	Rated DC voltage	36 V
Rated current	10 A	Current at maximum wires	6.3 A
Standards	IEC 60947-7-3	Volume resistance according to IEC 60947-7-x	0.78 mΩ
Power loss in accordance with IEC 60947-7-x	1.31 W	Pollution severity	3

## UL rating data

Certificate No. (UR)	E60693	Conductor size Factory wiring max. (UR)	8 AWG
Conductor size Factory wiring min. (UR)	22 AWG	Conductor size Field wiring max. (UR)	8 AWG
Conductor size Field wiring min. (UR)	22 AWG		

## Classifications

ETIM 6.0	EC000899	ETIM 7.0	EC000899
ETIM 8.0	EC000899	ETIM 9.0	EC000899
ECLASS 9.0	27-14-11-16	ECLASS 9.1	27-14-11-16
ECLASS 10.0	27-14-11-16	ECLASS 11.0	27-14-11-16
ECLASS 12.0	27-14-11-16	ECLASS 13.0	27-25-01-13
ECLASS 14.0	27-25-01-13		

## WSI 6/2/LD 10-36V LLC

Weidmüller Interface GmbH &amp; Co. KG

Klingenbergstraße 26

D-32758 Detmold

Germany

www.weidmueller.com

## Technical data

## Environmental Product Compliance

REACH SVHC	/
RoHS Compliance Status	Compliant without exemption

## Important note

Product information	The voltage depends on the selected fuse element or the selected indicator light
---------------------	--

## Approvals

Approvals



ROHS	Conform
UL File Number Search	UL Website
Certificate No. (UR)	E60693

## Downloads

Approval/Certificate/Document of Conformity	<a href="#">CB Testreport</a> <a href="#">CB Certificate</a> <a href="#">CE Declaration of Conformity</a> <a href="#">UKCA declaration of conformity</a>
Engineering Data	<a href="#">CAD data – STEP</a>
User Documentation	<a href="#">Beipackzettel_WSI6_WSI6_2_LLC.pdf</a> <a href="#">StorageConditionsTerminalBlocks</a>
Catalogues	<a href="#">Catalogues in PDF-format</a>
Brochures	

## WSI 6/2/LD 10-36V LLC

**Weidmüller Interface GmbH & Co. KG**  
Klingenbergstraße 26  
D-32758 Detmold  
Germany

[www.weidmueller.com](http://www.weidmueller.com)

# Drawings



## WSI 6/2/LD 10-36V LLC

Weidmüller Interface GmbH &amp; Co. KG

Klingenbergstraße 26

D-32758 Detmold

Germany

www.weidmueller.com

## Accessories

## Blank



WS markers are the perfect match for the W-series connectors. Thanks to their system compatibility, the WS tags can also be used with the I-series and the Z-series. The large marking surfaces do not only permit long character strings but also multi-line text. WS markers are ideal for labels with long, customised character strings. Thanks to the proven MultiCard format, printing with PrintJet CONNECT oder/or Plotter is possible.

- Can be fitted in strips or individually
- Markers in proven MultiCard format

**For custom printing:** Please send us a file of our labeling software M-Print PRO or M-Print PRO Online (without installation) for your labeling specifications.

## General ordering data

Type	WS 12/5 MC NE WS	Version
Order No.	<a href="#">1609860000</a>	WS, Terminal marker, 12 x 5 mm, Pitch in mm (P): 5.00 Weidmueller,
GTIN (EAN)	4008190203481	Allen-Bradley, white
Qty.	720 pc(s).	

## Marker holder



The marker holder offer the possibility of additional mounting of standard markers with a pitch of 5 or 5.1 mm. The angled holders can be optionally snapped together and could be mounted in all standard marking channels of the Klippon<sup>®</sup> Connect modular terminal blocks. Fitting marker types could be found under the respective accessories of the designation marking holder.

## General ordering data

Type	BZT 1 ZA WS 10/5	Version
Order No.	<a href="#">1805520000</a>	Accessories, Marker holder
GTIN (EAN)	4032248270248	
Qty.	100 pc(s).	

Type	BZT 1 WS 10/5	Version
Order No.	<a href="#">1805490000</a>	Accessories, Marker holder
GTIN (EAN)	4032248270231	
Qty.	100 pc(s).	

## WSI 6/2/LD 10-36V LLC

Weidmüller Interface GmbH &amp; Co. KG

Klingenbergstraße 26

D-32758 Detmold

Germany

www.weidmueller.com

## Accessories

## Z-Series



Weidmüller's range of products includes end brackets that guarantee a permanent, reliable mounting on the terminal rail and prevent sliding. Versions with and without screws are available. The end brackets include marking options, also for group markers, and also a test plug holder.

## General ordering data

Type	ZST 1	Version
Order No.	<a href="#">1269070000</a>	Accessories, Accessories holder
GTIN (EAN)	4050118094091	
Qty.	25 pc(s).	

## ZGB pivotable group tag holder



The ZGB 15 is a hinged group tag carrier. The tag carrier can hold the dekafix 5, WS 12/5 terminal markers or the inlay tag ESO 15.

The ZGB 30 is a hinged group tag carrier. The tag carrier can hold the dekafix 5, WS 12/5 terminal markers or the inlay tag ESO 7.

Inlay tags and protective strips can be found under "Accessories".

## General ordering data

Type	ZGB 15	Version
Order No.	<a href="#">1636530000</a>	Terminal markers, Terminal marker, 15 x 7 mm, Pitch in mm (P): 5.00
GTIN (EAN)	4008190297053	Weidmueller, white
Qty.	20 pc(s).	
Type	ZGB 30	Version
Order No.	<a href="#">1611930000</a>	Terminal markers, Terminal marker, 32 x 7 mm, Pitch in mm (P): 5.00
GTIN (EAN)	4008190002251	Weidmueller, white
Qty.	20 pc(s).	



## WSI 6/2/LD 10-36V LLC

Weidmüller Interface GmbH &amp; Co. KG

Klingenbergstraße 26

D-32758 Detmold

Germany

www.weidmueller.com

## Accessories

## DEK 5/8



## WS/ DEK

MultiMark terminal markers use an innovative composite material made from two components. The hard base contour of the marker snaps securely into the connector. The elastic surface finish makes the marker easy to mount. This specially punched material enables the strips to be stretched to accommodate the slight variations in spacing that tend to add up, especially with long terminal blocks. Another advantage: the excellent printability of the surface material guarantees durable and wear-resistant labelling. A print resolution of 300 dpi also produces a very legible script.

## Your benefits with MultiMark

- Firm hold and durable printing
- Continuous strips save installation time
- Easy mounting thanks to an innovative composite material
- Large label field for optimal legibility
- High flexibility thanks to manufacturer independence

## General ordering data

Type	DEK 5/8 MM WS	Version
Order No.	<a href="#">2007130000</a>	Dekafix, Terminal marker, 5 x 8 mm, Weidmueller, white
GTIN (EAN)	4050118392012	
Qty.	500 pc(s).	

## W-Series



Test adapters and test plugs are used for the electrical connection between terminal blocks and the test equipment. In this way, an electrical contact can be established in the wired state and measurements can be done easily.

## General ordering data

Type	WTA 7 WSI6	Version
Order No.	<a href="#">1650210000</a>	Test adapter (terminal), 1.5 mm <sup>2</sup> , 250 V, 6 A
GTIN (EAN)	4008190296872	
Qty.	25 pc(s).	

**WSI 6/2/LD 10-36V LLC****Weidmüller Interface GmbH & Co. KG**

Klingenbergstraße 26

D-32758 Detmold

Germany

[www.weidmueller.com](http://www.weidmueller.com)**Accessories****Blank**

The Dekafix (DEK) marker is the universal marker for all conductor and plug-in connectors as well as for electronic sub-assemblies. The system is ideal for short number sequences and covers a wide range of ready-printed markers.

Strips for fast installation in only one work step. The printing is easy to read, rich in contrast and available in various widths.

- Large range of ready-to-use markers
- Strips for fast installation
- Terminal markers, suitable for all Weidmüller cable connectors
- Available as blank MultiCard or with standard printing

**For custom printing:** Please send us a file of our labeling software M-Print PRO or M-Print PRO Online (without installation) for your labeling specifications.

**General ordering data**

Type	DEK 5/8 MC NE WS	Version
Order No.	<a href="#">1856740000</a>	Dekafix, Terminal marker, 5 x 8 mm, Pitch in mm (P): 8.00
GTIN (EAN)	4032248400850	Weidmueller, white
Qty.	800 pc(s).	

## WSI 6/2/LD 10-36V LLC

Weidmüller Interface GmbH &amp; Co. KG

Klingenbergstraße 26

D-32758 Detmold

Germany

www.weidmueller.com

## Accessories

## WS 12/6.5



## WS/ DEK

MultiMark terminal markers use an innovative composite material made from two components. The hard base contour of the marker snaps securely into the connector. The elastic surface finish makes the marker easy to mount. This specially punched material enables the strips to be stretched to accommodate the slight variations in spacing that tend to add up, especially with long terminal blocks. Another advantage: the excellent printability of the surface material guarantees durable and wear-resistant labelling. A print resolution of 300 dpi also produces a very legible script.

## Your benefits with MultiMark

- Firm hold and durable printing
- Continuous strips save installation time
- Easy mounting thanks to an innovative composite material
- Large label field for optimal legibility
- High flexibility thanks to manufacturer independence

## General ordering data

Type	WS 12/6.5 MM WS	Version
Order No.	<a href="#">2619930000</a>	WS, Terminal marker, 12 x 6.5 mm, Weidmueller, white
GTIN (EAN)	4050118626155	
Qty.	600 pc(s).	

## Slotted screwdriver



Slotted screwdriver with rounded blade SD DIN 5265, ISO 2380/2, output to DIN 5264, ISO 2380/1. ChromTop tip, SoftFinish grip

## General ordering data

Type	SDS 0.8X4.0X100	Version
Order No.	<a href="#">9008340000</a>	Screwdriver, Screwdriver
GTIN (EAN)	4032248056293	
Qty.	1 pc(s).	

## WSI 6/2/LD 10-36V LLC

Weidmüller Interface GmbH &amp; Co. KG

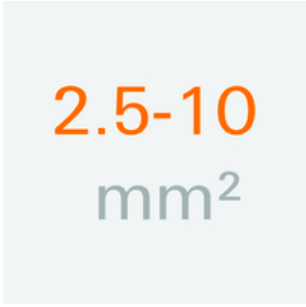
Klingenbergstraße 26

D-32758 Detmold

Germany

www.weidmueller.com

## Accessories

2.5-10 mm<sup>2</sup>



2.5-10  
mm<sup>2</sup>

End plates are fitted to the open side of the last modular terminal before the end bracket. The use of an end plate ensures the function of the modular terminal and the specified rated voltage. It guarantees protection against contact with live parts and makes the final terminal finger-proof.

## General ordering data

Type	WAP 16+35 WTW 2.5-10	Version
Order No.	<a href="#">1050100000</a>	End and partition plate for terminals, dark beige, Height: 56 mm,
GTIN (EAN)	4008190079901	Width: 1.5 mm, V-0, Wemid
Qty.	20 pc(s).	
Type	WAP 2.5-10	Version
Order No.	<a href="#">1050000000</a>	End plate (terminals), dark beige, Height: 56 mm, Width: 1.5 mm, V-0,
GTIN (EAN)	4008190103149	Wemid
Qty.	50 pc(s).	

## Shielding connection



With the LS 2.8 WDU2.5-10, many feed-through modular terminal blocks from the W series can be converted very easily. Inserting the LS 2.8 WDU2.5-10 allows the cable shielding braid to be looped through directly at the terminal block by soldering or using a suitable flat cable lug.

## General ordering data

Type	LS 2.8 WDU2.5-10	Version
Order No.	<a href="#">1056400000</a>	W-Series, Shield bus
GTIN (EAN)	4008190036454	
Qty.	100 pc(s).	

## WSI 6/2/LD 10-36V LLC

Weidmüller Interface GmbH &amp; Co. KG

Klingenbergstraße 26

D-32758 Detmold

Germany

www.weidmueller.com

## Accessories

## WS 12/5



## WS/ DEK

MultiMark terminal markers use an innovative composite material made from two components. The hard base contour of the marker snaps securely into the connector. The elastic surface finish makes the marker easy to mount. This specially punched material enables the strips to be stretched to accommodate the slight variations in spacing that tend to add up, especially with long terminal blocks. Another advantage: the excellent printability of the surface material guarantees durable and wear-resistant labelling. A print resolution of 300 dpi also produces a very legible script.

## Your benefits with MultiMark

- Firm hold and durable printing
- Continuous strips save installation time
- Easy mounting thanks to an innovative composite material
- Large label field for optimal legibility
- High flexibility thanks to manufacturer independence

## General ordering data

Type	WS 12/5 MM WS	Version
Order No.	<a href="#">2007190000</a>	WS, Terminal marker, 12 x 5 mm, Weidmueller, white
GTIN (EAN)	4050118392036	
Qty.	800 pc(s).	

## Blank



WS markers are the perfect match for the W-series connectors. Thanks to their system compatibility, the WS tags can also be used with the I-series and the Z-series. The large marking surfaces do not only permit long character strings but also multi-line text. WS markers are ideal for labels with long, customised character strings. Thanks to the proven MultiCard format, printing with PrintJet CONNECT oder/or Plotter is possible.

- Can be fitted in strips or individually
- Markers in proven MultiCard format

**For custom printing:** Please send us a file of our labeling software M-Print PRO or M-Print PRO Online (without installation) for your labeling specifications.

## General ordering data

Type	WS 12/6.5 MC NE WS	Version
Order No.	<a href="#">1609920000</a>	WS, Terminal marker, 12 x 6.5 mm, Pitch in mm (P): 6.50
GTIN (EAN)	4008190203511	Weidmueller, Allen-Bradley, white
Qty.	540 pc(s).	

**WSI 6/2/LD 10-36V LLC****Weidmüller Interface GmbH & Co. KG**

Klingenbergstraße 26

D-32758 Detmold

Germany

[www.weidmueller.com](http://www.weidmueller.com)**Accessories****W-Series**

**W**  
Series

Weidmüller's range of products includes end brackets that guarantee a permanent, reliable mounting on the terminal rail and prevent sliding. Versions with and without screws are available. The end brackets include marking options, also for group markers, and also a test plug holder.

**General ordering data**

Type	WEW 35/2	Version
Order No.	<a href="#">1061200000</a>	End bracket, dark beige, TS 35, HB, Wemid, Width: 8 mm, 100 °C
GTIN (EAN)	4008190030230	
Qty.	50 pc(s).	