


ZDK 2.5 GE**Weidmüller Interface GmbH & Co. KG**

Klingenbergstraße 26

D-32758 Detmold

Germany

www.weidmueller.com**Product image**

To feed through power, signal, and data is the classical requirement in electrical engineering and panel building. The insulating material, the connection system and the design of the terminal blocks are the differentiating features. A feed-through terminal block is suitable for joining and/or connecting one or more conductors. They could have one or more connection levels that are on the same potential or insulated against one another.

General ordering data

Version	Feed-through terminal, Double-tier terminal, Tension-clamp connection, 2.5 mm ² , 500 V, 20 A, yellow
Order No.	1103830000
Type	ZDK 2.5 GE
GTIN (EAN)	4032248877997
Qty.	50 pc(s).

ZDK 2.5 GE**Weidmüller Interface GmbH & Co. KG**

Klingenbergstraße 26

D-32758 Detmold

Germany

www.weidmueller.com

Technical data**Dimensions and weights**

Depth	53 mm	Depth (inches)	2.087 inch
Depth including DIN rail	54 mm	Height	79.5 mm
Height (inches)	3.13 inch	Width	5.1 mm
Width (inches)	0.201 inch	Net weight	10.54 g

Temperatures

Storage temperature		Operating temperature range	For operating temperature range see EC Design Test Certificate / IEC Ex-Certificate of Conformity
	-25 °C...55 °C		
Continuous operating temp., min.	-50 °C	Continuous operating temp., max.	120 °C

Material data

Material	Wemid	Colour	yellow
UL 94 flammability rating	V-0		

Rating data IECEx/ATEX

Certificate No. (ATEX)	DEMKO16ATEX1729U	Certificate No. (IECEX)	IECEXULD16.0025U
Max. voltage (ATEX)	440 V	Current (ATEX)	20 A
Wire cross section max. (ATEX)	2.5 mm ²	Max. voltage (IECEX)	440 V
Current (IECEX)	20 A	Wire cross section max. (IECEX)	2.5 mm ²
Operating temperature range	For operating temperature range see EC Design Test Certificate / IEC Ex-Certificate of Conformity	Marking EN 60079-7	
			Ex eb II C Gb
Ex 2014/34/EU label	II 2 G D		

System specifications

Version	Tension-clamp connection, for plug-in cross-connector, One end without connector	End cover plate required	Yes
Number of levels	2	Number of clamping points per level	2
Levels cross-connected internally	No	PE connection	No
Rail	TS 35		

Additional technical data

Explosion-tested version	Yes	Number of similar terminals	1
Open sides	right	Type of mounting	Snap-on

CSA rating data

Certificate No. (CSA)	80053378-200039	Conductor size Factory wiring max. (CSA)	12 AWG
Conductor size Factory wiring min. (CSA)	26 AWG	Conductor size Field wiring max. (CSA)	12 AWG
Conductor size Field wiring min. (CSA)	26 AWG		

Conductors for clamping (additional connection)

Connection type, additional connection Screw connection

ZDK 2.5 GE**Weidmüller Interface GmbH & Co. KG**

Klingenbergstraße 26

D-32758 Detmold

Germany

www.weidmueller.com

Technical data**Conductors for clamping (rated connection)**

Blade size	0.6 x 3.5 mm	Clamping range, max.	2.5 mm ²
Clamping range, min.	0.05 mm ²	Connection direction	top
Gauge to IEC 60947-1	A2	Number of connections	4
Stripping length	10 mm	Type of connection	Tension-clamp connection
Type of connection 2	Screw connection	Wire connection cross section AWG, max.	AWG 14
Wire connection cross section AWG, min.	AWG 24	Wire connection cross section, finely stranded, max.	2.5 mm ²
Wire connection cross section, finely stranded, min.	0.5 mm ²	Wire connection cross-section, finely stranded with wire-end ferrules DIN 46228/1, max.	2.5 mm ²
Wire connection cross-section, finely stranded with wire-end ferrules DIN 46228/1, min.	0.5 mm ²	Wire connection cross-section, finely stranded with wire-end ferrules DIN 46228/4, max.	2.5 mm ²
Wire connection cross-section, finely stranded with wire-end ferrules DIN 46228/4, min.	0.5 mm ²	Wire connection cross-section, solid core, max.	2.5 mm ²
Wire connection cross-section, solid core, min.	0.5 mm ²		

Dimensions

TS 35 offset	39 mm
--------------	-------

General

Rail	TS 35	Standards	IEC 60947-7-1
Wire connection cross section AWG, max.	AWG 14	Wire connection cross section AWG, min.	AWG 24

Rating data

Rated cross-section	2.5 mm ²	Rated voltage	500 V
Rated DC voltage	500 V	Rated current	20 A
Current at maximum wires	20 A	Standards	IEC 60947-7-1
Volume resistance according to IEC 60947-7-x	1.33 mΩ	Rated impulse withstand voltage	6 kV
Power loss in accordance with IEC 60947-7-x	0.77 W	Pollution severity	3

UL rating data

Certificate No. (UR)	E60693	Conductor size Factory wiring max. (UR)	14 AWG
Conductor size Factory wiring min. (UR)	26 AWG	Conductor size Field wiring max. (UR)	14 AWG
Conductor size Field wiring min. (UR)	26 AWG	Current size C (UR)	15 A
Voltage size C (UR)	300 V		

Classifications

ETIM 6.0	EC000897	ETIM 7.0	EC000897
ETIM 8.0	EC000897	ETIM 9.0	EC000897
ECLASS 9.0	27-14-11-20	ECLASS 9.1	27-14-11-20
ECLASS 10.0	27-14-11-20	ECLASS 11.0	27-14-11-20
ECLASS 12.0	27-14-11-20	ECLASS 13.0	27-25-01-02

ZDK 2.5 GE**Weidmüller Interface GmbH & Co. KG**

Klingenbergstraße 26

D-32758 Detmold

Germany

www.weidmueller.com**Technical data****Environmental Product Compliance**

REACH SVHC

/

Approvals

Approvals



ROHS

Conform

UL File Number Search

UL Website

Certificate No. (UR)

E60693

Downloads

Approval/Certificate/Document of Conformity

[Attestation of Conformity](#)
[UKCA Ex Attestation of Conformity](#)
[ATEX Certificate](#)
[IECEx Certificate](#)
[DNVGL certificate](#)
[CCC Ex Certificate](#)
[UKCA Ex Certificate](#)
[17-AV4BO-0544U](#)
[CE Declaration of Conformity](#)
[UKCA declaration of conformity](#)
[Confirmation of Standards EN 45545-2_2020-10](#)

Engineering Data

[CAD data – STEP](#)

User Documentation

[NTI ZDK 2.5-PE](#)
[NTI ZDK 2.5 DU-PE](#)
[StorageConditionsTerminalBlocks](#)

Catalogues

[Catalogues in PDF-format](#)

ZDK 2.5 GE

Weidmüller Interface GmbH & Co. KG

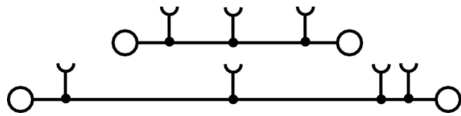
Klingenbergstraße 26

D-32758 Detmold

Germany

www.weidmueller.com

Drawings



ZDK 2.5 GE

Weidmüller Interface GmbH & Co. KG

Klingenbergstraße 26

D-32758 Detmold

Germany

www.weidmueller.com

Accessories

Blank



The Dekafix (DEK) marker is the universal marker for all conductor and plug-in connectors as well as for electronic sub-assemblies. The system is ideal for short number sequences and covers a wide range of ready-printed markers.

Strips for fast installation in only one work step. The printing is easy to read, rich in contrast and available in various widths.


- Large range of ready-to-use markers
- Strips for fast installation
- Terminal markers, suitable for all Weidmüller cable connectors
- Available as blank MultiCard or with standard printing

For custom printing: Please send us a file of our labeling software M-Print PRO or M-Print PRO Online (without installation) for your labeling specifications.

General ordering data

Type	DEK 5/5 MC NE WS	Version
Order No.	1609801044	Dekafix, Terminal marker, 5 x 5 mm, Pitch in mm (P): 5.00
GTIN (EAN)	4008190397111	Weidmueller, white
Qty.	1,000 pc(s).	

Blank



ZS markers - in proven MultiCard-format - have been developed specifically for the Z-series. They have a large printing area. The hinged mechanism even allows access to cross-connectors without dismantling. Quick installation is guaranteed by the fact that the single tags are clipped on in strips. The single tags are easy to separate.

- Hinged marker area
- Can be fitted in strips or individually
- Markers in proven MultiCard format

For custom printing: Please send us a file of our labeling software M-Print PRO or M-Print PRO Online (without installation) for your labeling specifications.

General ordering data

Type	ZS 15/5 MC NE WS	Version
Order No.	1646630000	ZS, Terminal marker, 15 x 5 mm, Pitch in mm (P): 5.00 Weidmueller,
GTIN (EAN)	4008190401214	Allen-Bradley, white
Qty.	480 pc(s).	

ZDK 2.5 GE**Weidmüller Interface GmbH & Co. KG**

Klingenbergstraße 26

D-32758 Detmold

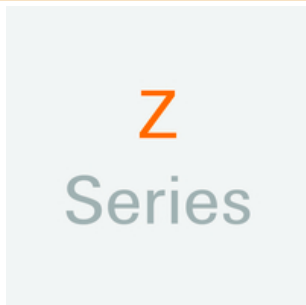
Germany

www.weidmueller.com**Accessories****Vertical cross-connections**

A vertical connector allows to connect the two tiers of a terminal block. This allows the potential to be multiplied on several levels on a multi-tier terminal block.

General ordering data

Type	ZVQ 2.5/1.5	Version
Order No.	1720700000	Accessories, Cross-connector, 24 A
GTIN (EAN)	4008190374006	
Qty.	50 pc(s).	

Z-Series

Weidmüller's range of products includes end brackets that guarantee a permanent, reliable mounting on the terminal rail and prevent sliding. Versions with and without screws are available. The end brackets include marking options, also for group markers, and also a test plug holder.

General ordering data

Type	ZEW 35	Version
Order No.	9540000000	End bracket, Wemid, dark beige, Rail: TS 35, Snap-on
GTIN (EAN)	4008190956264	
Qty.	20 pc(s).	

ZDK 2.5 GE

Weidmüller Interface GmbH & Co. KG

Klingenbergstraße 26

D-32758 Detmold

Germany

www.weidmueller.com

Accessories

Marker holder



The marker holder offer the possibility of additional mounting of standard markers with a pitch of 5 or 5.1 mm. The angled holders can be optionally snapped together and could be mounted in all standard marking channels of the Klippon® Connect modular terminal blocks. Fitting marker types could be found under the respective accessories of the designation marking holder.

General ordering data

Type	BZT 1 ZA WS 10/5	Version
Order No.	1805520000	Accessories, Marker holder
GTIN (EAN)	4032248270248	
Qty.	100 pc(s).	
Type	BZT 1 WS 10/5	Version
Order No.	1805490000	Accessories, Marker holder
GTIN (EAN)	4032248270231	
Qty.	100 pc(s).	

2.5 mm²

The plug-in cross-connections feature easy handling and quick installation. This saves a great deal of time during installation in comparison with screwed solutions.

General ordering data

Type	ZQV 2.5/5	Version
Order No.	1608890000	Accessories, Cross-connector, 24 A
GTIN (EAN)	4008190065713	
Qty.	20 pc(s).	
Type	ZQV 2.5/8	Version
Order No.	1608920000	Accessories, Cross-connector, 24 A
GTIN (EAN)	4008190061531	
Qty.	20 pc(s).	
Type	ZQV 2.5/9	Version
Order No.	1608930000	Accessories, Cross-connector, 24 A
GTIN (EAN)	4008190117009	
Qty.	20 pc(s).	
Type	ZQV 2.5/2	Version
Order No.	1608860000	Z-series, Cross-connector, 24 A
GTIN (EAN)	4008190123680	
Qty.	60 pc(s).	

ZDK 2.5 GE

Weidmüller Interface GmbH & Co. KG

Klingenbergstraße 26

D-32758 Detmold

Germany

www.weidmueller.com

Accessories

Type	ZQV 2.5/4	Version
Order No.	1608880000	Accessories, Cross-connector, 24 A
GTIN (EAN)	4008190082208	
Qty.	60 pc(s).	
Type	ZQV 2.5/10	Version
Order No.	1608940000	Accessories, Cross-connector, 24 A
GTIN (EAN)	4008190099060	
Qty.	20 pc(s).	
Type	ZQV 2.5/3	Version
Order No.	1608870000	Accessories, Cross-connector, 24 A
GTIN (EAN)	4008190061630	
Qty.	60 pc(s).	
Type	ZQV 2.5/50	Version
Order No.	1697540000	Accessories, Cross-connector, 24 A
GTIN (EAN)	4008190883256	
Qty.	10 pc(s).	
Type	ZQV 2.5/7	Version
Order No.	1608910000	Accessories, Cross-connector, 24 A
GTIN (EAN)	4008190159665	
Qty.	20 pc(s).	
Type	ZQV 2.5/6	Version
Order No.	1608900000	Accessories, Cross-connector, 24 A
GTIN (EAN)	4008190149840	
Qty.	20 pc(s).	
Type	ZQV 2.5/20	Version
Order No.	1908960000	Z-series, Cross-connector, For the terminals, Number of poles: 20
GTIN (EAN)	4032248535293	
Qty.	20 pc(s).	

ZGB pivotable group tag holder



The ZGB 15 is a hinged group tag carrier. The tag carrier can hold the dekafix 5, WS 12/5 terminal markers or the inlay tag ESO 15.

The ZGB 30 is a hinged group tag carrier. The tag carrier can hold the dekafix 5, WS 12/5 terminal markers or the inlay tag ESO 7.

Inlay tags and protective strips can be found under "Accessories".

General ordering data

Type	ZGB 30	Version
Order No.	1611930000	Terminal markers, Terminal marker, 32 x 7 mm, Pitch in mm (P): 5.00
GTIN (EAN)	4008190002251	Weidmueller, white
Qty.	20 pc(s).	
Type	ZGB 15	Version
Order No.	1636530000	Terminal markers, Terminal marker, 15 x 7 mm, Pitch in mm (P): 5.00
GTIN (EAN)	4008190297053	Weidmueller, white
Qty.	20 pc(s).	

ZDK 2.5 GE

Weidmüller Interface GmbH & Co. KG

Klingenbergstraße 26

D-32758 Detmold

Germany

www.weidmueller.com

Accessories

Type	ZGB 30/3.5	Version
Order No.	1778290000	Terminal markers, Terminal marker, 32 x 7 mm, Pitch in mm (P): 3.50
GTIN (EAN)	4032248161065	white
Qty.	20 pc(s).	

Blank



WS markers are the perfect match for the W-series connectors. Thanks to their system compatibility, the WS tags can also be used with the I-series and the Z-series. The large marking surfaces do not only permit long character strings but also multi-line text. WS markers are ideal for labels with long, customised character strings. Thanks to the proven MultiCard format, printing with PrintJet CONNECT oder/or Plotter is possible.

- Can be fitted in strips or individually
- Markers in proven MultiCard format

For custom printing: Please send us a file of our labeling software M-Print PRO or M-Print PRO Online (without installation) for your labeling specifications.

General ordering data

Type	WS 12/5 MC NE WS	Version
Order No.	1609860000	WS, Terminal marker, 12 x 5 mm, Pitch in mm (P): 5.00 Weidmueller,
GTIN (EAN)	4008190203481	Allen-Bradley, white
Qty.	720 pc(s).	

Slotted screwdriver



VDE insulated screwdriver sets, for working on live parts up to 1000 V AC and 1500 V DC, DIN EN 60900. IEC 900. Each piece is "GS" safety tested. Blade made from fully hardened, high-alloy chromium-vanadium-molybdenum steel, gun-metal finish.

General ordering data

Type	SDIS SLIM 0.6X3.5X100	Version
Order No.	2749610000	Mounting tool, Blade width (B): 3.5 mm, Blade length: 100 mm, Blade
GTIN (EAN)	4050118896350	thickness (A): 0.6 mm
Qty.	1 pc(s).	

ZDK 2.5 GE

Weidmüller Interface GmbH & Co. KG

Klingenbergstraße 26

D-32758 Detmold

Germany

www.weidmueller.com

Accessories

Z-Series

Z
Series

Test adapters and test plugs are used for the electrical connection between terminal blocks and the test equipment. In this way, an electrical contact can be established in the wired state and measurements can be done easily.

General ordering data

Type	ZTA ZDK 2.5/ZA	Version
Order No.	1052680000	Accessories, Test adapter, 6 A
GTIN (EAN)	4032248847907	
Qty.	5 pc(s).	
Type	ZTA ZDK 2.5	Version
Order No.	1052660000	Accessories, Test adapter, 6 A
GTIN (EAN)	4032248847891	
Qty.	5 pc(s).	
Type	ZTA 4	Version
Order No.	1688110000	Accessories, Test adapter, 11 A
GTIN (EAN)	4008190855666	
Qty.	25 pc(s).	

ZDK 2.5 GE

Weidmüller Interface GmbH & Co. KG

Klingenbergstraße 26

D-32758 Detmold

Germany

www.weidmueller.com

Accessories

WS 12/5



WS/ DEK

MultiMark terminal markers use an innovative composite material made from two components. The hard base contour of the marker snaps securely into the connector. The elastic surface finish makes the marker easy to mount. This specially punched material enables the strips to be stretched to accommodate the slight variations in spacing that tend to add up, especially with long terminal blocks. Another advantage: the excellent printability of the surface material guarantees durable and wear-resistant labelling. A print resolution of 300 dpi also produces a very legible script.

Your benefits with MultiMark

- Firm hold and durable printing
- Continuous strips save installation time
- Easy mounting thanks to an innovative composite material
- Large label field for optimal legibility
- High flexibility thanks to manufacturer independence

General ordering data

Type	WS 12/5 MM WS	Version
Order No.	2007190000	WS, Terminal marker, 12 x 5 mm, Weidmueller, white
GTIN (EAN)	4050118392036	
Qty.	800 pc(s).	

supplied loose in polybag



- Polypropylene conical cable entry funnel
- Heat-resistant up to 105°C

For conductors from 0.5 – 10.0 mm² (AWG 20-7)

Material: E-Cu, tin galvanised

Dimensional tolerance acc. to DIN 46228 sect. 4

General ordering data

Type	H2,5/14DS BL	Version	Packaging
Order No.	1333100000	Wire-end ferrule, Standard, 10 mm, 8 mm, blue	loose
GTIN (EAN)	4008190160364		
Qty.	500 pc(s).		

ZDK 2.5 GE**Weidmüller Interface GmbH & Co. KG**

Klingenbergstraße 26

D-32758 Detmold

Germany

www.weidmueller.com**Accessories****2.5 mm²****2.5**
mm²

End plates are fitted to the open side of the last modular terminal before the end bracket. The use of an end plate ensures the function of the modular terminal and the specified rated voltage. It guarantees protection against contact with live parts and makes the final terminal finger-proof.

General ordering data

Type	ZAP/TW ZDK2.5 OR	Version
Order No.	1690080000	Z-series, End plate, Partition plate
GTIN (EAN)	4008190870645	
Qty.	20 pc(s).	
Type	ZAP/TW ZDK2.5	Version
Order No.	1674730000	Z-series, End plate, Partition plate
GTIN (EAN)	4008190444891	
Qty.	20 pc(s).	
Type	ZAP/TW ZDK2.5 BL	Version
Order No.	1748800000	Z-series, End plate, Partition plate
GTIN (EAN)	4008190997519	
Qty.	20 pc(s).	

Z-Series**Z**
Series

The use of reducing sleeves simplifies the connection of conductors with smaller cross-sections. Conductors can be reliably inserted into the clamping point without the strands fraying. The use of a reducing sleeve centres the conductor in the entry point.

General ordering data

Type	ZRH 1.5H/1	Version
Order No.	1678810000	Z-series, Reducing sleeve
GTIN (EAN)	4008190487324	
Qty.	1,000 pc(s).	
Type	ZRH 1.5H/2	Version
Order No.	1678800000	Z-series, Reducing sleeve
GTIN (EAN)	4008190487317	
Qty.	1,000 pc(s).	