

**VSSC6 MOV 60VAC/DC****Weidmüller Interface GmbH & Co. KG**


Klingenbergstraße 26

D-32758 Detmold

Germany

[www.weidmueller.com](http://www.weidmueller.com)

Similar to illustration



Overvoltage protection with individual components with varistors in terminal design

The metal-oxide varistors can be used in terminal design. They are approved for a maximum sine-wave-form power-frequency operating voltage, which is printed on the component. Any voltages greater than the permitted maximum are discharged safely within 25 ns. Varistors are used for medium to high power.

**General ordering data**

Version	Surge protection for instrumentation and control, Surge protection for measurement and control, $U_P(L/N-PE) \leq 300 \text{ V}$
Order No.	<a href="#">1064600000</a>
Type	VSSC6 MOV 60VAC/DC
GTIN (EAN)	4032248829897
Qty.	8 pc(s).

**VSSC6 MOV 60VAC/DC****Weidmüller Interface GmbH & Co. KG**

Klingenbergstraße 26

D-32758 Detmold

Germany

www.weidmueller.com

**Technical data****Dimensions and weights**

Depth	81 mm	Depth (inches)	3.189 inch
Height	88.5 mm	Height (inches)	3.484 inch
Width	7.2 mm	Width (inches)	0.283 inch
Net weight	49.375 g		

**Temperatures**

Storage temperature	-40 °C...80 °C	Operating temperature	-40 °C...70 °C
Humidity	5...96 %		

**Probability of failure**

SIL in compliance with IEC 61508	3	MTTF	4,391 a
SFF	100 %	$\lambda_{ges}$	26
PFH in $1 \cdot 10^{-9}$ per hour	0		

**Rated data UL**

Certificate No. (UL)	E311081	UL certificate	UL Zertifikat
----------------------	---------	----------------	---------------

**CSA protection data**

Gas group C	IIB	Gas group D	IIA
Gas groups A, B	IIC	Input current, max. $I_i$	12 A
Input voltage, max. $U_i$	106 V	Internal capacity, max. $C_i$	2,7 nF
Internal inductance, max. $L_i$	0 $\mu$ H		

**General data**

Colour	black	Design	Terminal
Isolating function	No	Optical function display	No
Protection degree	IP20	Rail	TS 35
Segment	Measurement - Monitoring - Setting	UL 94 flammability rating	V-0
Version	Surge protection for mea- surement and control		

**Insulation coordination acc. to EN 50178**

Pollution severity	2	Surge voltage category	III
--------------------	---	------------------------	-----

**VSSC6 MOV 60VAC/DC****Weidmüller Interface GmbH & Co. KG**

Klingenbergstraße 26

D-32758 Detmold

Germany

www.weidmueller.com

**Technical data****Rated data IEC / EN**

Capacitance	1.78 nF
Discharge current $I_n$ (8/20µs) wire-PE	1 kA
Insertion loss	≤ 1.0 dB
Max. continuous voltage, $U_c$ (DC)	106 V
Overload - failure mode	Mode 1
Rated current $I_N$	12 A
Rated voltage (DC)	85 V
Standards	According to IEC61643-21
Surge current-carrying capacity C2	1 kA 8/20 µs
Volume resistance	<0.1 Ω

Discharge current $I_{max}$ (8/20µs) wire-PE	4.5 kA
Discharge current, max. (8/20 µs)	9 kA
Max. continuous voltage, $U_c$ (AC)	75 V
Number of poles	1
Protection level $U_p$ (typ.)	≤ 300 V
Rated voltage (AC)	60 V
Requirements category acc. to IEC 61643-21	C1, C2
Surge current-carrying capacity C1	0.5 kA 8/20 µs 1 kV 1.2/50 µs
Voltage type	AC/DC

**Further details of approvals**

GOST certificate	GOST-Zertifikat
------------------	-----------------

**Connection data**

Stripping length	10 mm	Type of connection	Screw connection
Tightening torque, min.	0.5 Nm	Tightening torque, max.	0.8 Nm
Clamping range, min.	0.5 mm <sup>2</sup>	Clamping range, max.	4 mm <sup>2</sup>
Wire cross-section, solid, min.	0.5 mm <sup>2</sup>	Wire cross-section, solid, max.	6 mm <sup>2</sup>
Conductor cross-section, flexible, AEH (DIN 46228-1), min.	0.5 mm <sup>2</sup>	Conductor cross-section, flexible, AEH (DIN 46228-1), max.	4 mm <sup>2</sup>
Connection cross-section, stranded, min.	0.5 mm <sup>2</sup>	Connection cross-section, stranded, max.	4 mm <sup>2</sup>

**Classifications**

ETIM 6.0	EC000943	ETIM 7.0	EC000943
ETIM 8.0	EC000943	ETIM 9.0	EC000943
ECLASS 9.0	27-13-08-07	ECLASS 9.1	27-13-08-07
ECLASS 10.0	27-13-08-07	ECLASS 11.0	27-13-08-07
ECLASS 12.0	27-17-90-90	ECLASS 13.0	27-17-90-90

**VSSC6 MOV 60VAC/DC****Weidmüller Interface GmbH & Co. KG**

Klingenbergstraße 26

D-32758 Detmold

Germany

www.weidmueller.com

**Technical data****Tender specification sheets**

Long specification	Short specification
Feed-through terminal, 6.2mm wide with varistors between the two signal lines and the mounting rail potential, TS 35 contact base. A signal with max. 12A can be protected here. When the terminal is fitted, a simultaneous electrically conducting contact is made between the mounting rail (earth) and the reference potential (ground) of the protection circuit in the terminal. Optical identification of the terminal based on the type of protected switching and the voltage level. The terminal can be labelled or marked.	Feed-through terminal with varistors (MOV) between two signal lines and the mounting rail potential, TS 35 contact base. Version: 60 V UC

**Environmental Product Compliance**

REACH SVHC /

**Important note**

Product information Mode 1: State where the voltage-limiting part of the SPD was disconnected. The voltage limiting function is no longer available, but the cable is still functional.

**Approvals**

Approvals



ROHS	Conform
UL File Number Search	UL Website
Certificate No. (UL)	E311081

**Downloads**


Approval/Certificate/Document of Conformity	<a href="#">SIL Paper</a> <a href="#">EU_Konformitätserklärung / EU_Declaration_of_Conformity</a>
Engineering Data	<a href="#">CAD data – STEP</a>
User Documentation	<a href="#">Beipackzettel / Instruction sheet</a>
Catalogues	<a href="#">Catalogues in PDF-format</a>
Brochures	

## VSSC6 MOV 60VAC/DC

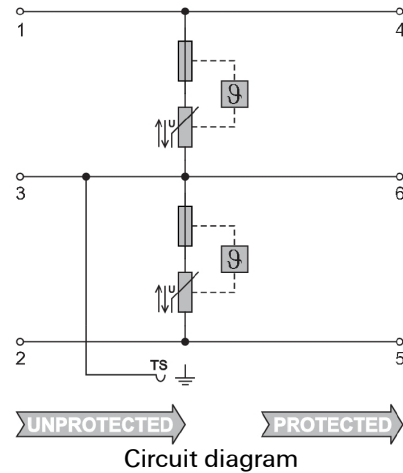
**Weidmüller Interface GmbH & Co. KG**  
Klingenbergstraße 26  
D-32758 Detmold  
Germany

[www.weidmueller.com](http://www.weidmueller.com)

# Drawings



Similar to illustration



**VSSC6 MOV 60VAC/DC****Weidmüller Interface GmbH & Co. KG**

Klingenbergstraße 26

D-32758 Detmold

Germany

[www.weidmueller.com](http://www.weidmueller.com)**Accessories****SnapMark**

SnapMark - this tag carrier has been developed specifically for the I-series double-level terminal IDK 1.5N. The flexible pivot mechanism allows cross-connections to be easily installed or removed. It can hold four DEK 5 labelling tags or two WS 10/5 Middle connector markers.

**General ordering data**

Type	SNAPMARK I	Version
Order No.	<a href="#">1805880000</a>	Group markers, Terminal marker, 23 x 5 mm, Pitch in mm (P): 5.00
GTIN (EAN)	4032248273614	Weidmueller, white
Qty.	50 pc(s).	

**Accessories (end plates)**

End plates (AP) for the VSSC product series in light blue and black

**General ordering data**

Type	AP VSSC6	Version
Order No.	<a href="#">1063110000</a>	VSSC, End plate
GTIN (EAN)	4032248947553	
Qty.	50 pc(s).	

**VSSC6 MOV 60VAC/DC****Weidmüller Interface GmbH & Co. KG**

Klingenbergstraße 26

D-32758 Detmold

Germany

[www.weidmueller.com](http://www.weidmueller.com)**Accessories****Blank**

The Dekafix (DEK) marker is the universal marker for all conductor and plug-in connectors as well as for electronic sub-assemblies. The system is ideal for short number sequences and covers a wide range of ready-printed markers.

Strips for fast installation in only one work step. The printing is easy to read, rich in contrast and available in various widths.

- Large range of ready-to-use markers
- Strips for fast installation
- Terminal markers, suitable for all Weidmüller cable connectors
- Available as blank MultiCard or with standard printing

**For custom printing:** Please send us a file of our labeling software M-Print PRO or M-Print PRO Online (without installation) for your labeling specifications.

**General ordering data**

Type	DEK 5/5 MC NE WS	Version
Order No.	<a href="#">1609801044</a>	Dekafix, Terminal marker, 5 x 5 mm, Pitch in mm (P): 5.00
GTIN (EAN)	4008190397111	Weidmueller, white
Qty.	1,000 pc(s).	