

WDU 1.5/ZZ BL**Weidmüller Interface GmbH & Co. KG**

Klingenbergstraße 26

D-32758 Detmold

Germany

www.weidmueller.com**Product image**

To feed through power, signal, and data is the classical requirement in electrical engineering and panel building. The insulating material, the connection system and the design of the terminal blocks are the differentiating features. A feed-through terminal block is suitable for joining and/or connecting one or more conductors. They could have one or more connection levels that are on the same potential or insulated against one another.

General ordering data

Version	Feed-through terminal block, Screw connection, 1.5 mm ² , 800 V, 17.5 A, Number of connections: 4
Order No.	1031480000
Type	WDU 1.5/ZZ BL
GTIN (EAN)	4008190151157
Qty.	100 pc(s).

WDU 1.5/ZZ BL

Weidmüller Interface GmbH & Co. KG

Klingenbergstraße 26

D-32758 Detmold

Germany

www.weidmueller.com

Technical data

Dimensions and weights

Depth	46.5 mm	Depth (inches)	1.831 inch
Height	60 mm	Height (inches)	2.362 inch
Width	5.1 mm	Width (inches)	0.201 inch
Net weight	8.1 g		

Temperatures

Storage temperature		Operating temperature range	For operating temperature range see EC Design Test Certificate / IEC Ex-Certificate of Conformity
	-25 °C...55 °C		
Continuous operating temp., min.	-60 °C	Continuous operating temp., max.	130 °C

Material data

Material	Wemid	Colour	blue
UL 94 flammability rating	V-0		

Rating data IECEx/ATEX

Certificate No. (ATEX)	DEMKO14ATEX1338U	Certificate No. (IECEX)	IECEXULD14.0005U
Max. voltage (ATEX)	550 V	Current (ATEX)	17.5 A
Wire cross section max. (ATEX)	2.5 mm ²	Max. voltage (IECEX)	550 V
Current (IECEX)	17.5 A	Wire cross section max. (IECEX)	2.5 mm ²
Operating temperature range	For operating temperature range see EC Design Test Certificate / IEC Ex-Certificate of Conformity	Marking EN 60079-7	
Ex 2014/34/EU label	II 2 G D		Ex eb II C Gb

System specifications

Version	Screw connection, Twin connection, for plug-in cross-connector, One end without connector	End cover plate required	Yes
Number of potentials	1	Number of levels	1
Number of clamping points per level	4	Number of potentials per tier	1
Levels cross-connected internally	No	PE connection	No
Rail	TS 35	N-function	Yes
PE function	No	PEN function	No

2 clampable conductors (H05V/H07V) with equal cross-section (rated connection)

Cross-section for connected wire, solid, two clampable wires, max.	2.5 mm ²	Cross-section for connected wire, solid, two clampable wires, min.	0.5 mm ²
Wire connection cross section, finely stranded with wire-end ferrules DIN 46228/1, 2 clampable wires, max.	0.75 mm ²	Wire connection cross section, finely stranded with wire-end ferrules DIN 46228/1, 2 clampable wires, min.	0.5 mm ²
Wire connection cross section, finely stranded, two clampable wires, min.	0.5 mm ²	Wire cross-section, finely stranded, two clampable wires, max.	1 mm ²

Additional technical data

Explosion-tested version	Yes	Number of similar terminals	1
Open sides	right	Type of mounting	Snap-on

WDU 1.5/ZZ BL

Weidmüller Interface GmbH & Co. KG

Klingenbergstraße 26

D-32758 Detmold

Germany

www.weidmueller.com

Technical data

CSA rating data

Certificate No. (CSA)	200039-1057876	Current size C (CSA)	10 A
Voltage size C (CSA)	300 V	Wire cross section max. (CSA)	12 AWG
Wire cross section min. (CSA)	26 AWG		

Conductors for clamping (additional connection)

Connection type, additional connection Screw connection

Conductors for clamping (rated connection)

Blade size	0.6 x 3.5 mm				
Clampable conductor	Connection specification		Screw connection		
	Cross-section for conductor connection	Type	solid, H05(07) V-U		
		min.	0.5 mm ²		
		max.	2.5 mm ²		
		nominal	1.5 mm ²		
	wire end ferrule	Stripping length	min.	7 mm	
			max.	7 mm	
			nominal	7 mm	
		Tightening torque	min.	0.4 Nm	
			max.	0.6 Nm	
		Recommended wire-end ferrule			
	Connection specification		Screw connection		
	Cross-section for conductor connection	Type	stranded, H07V-R		
		min.	0.5 mm ²		
		max.	2.5 mm ²		
		nominal	1.5 mm ²		
	wire end ferrule	Stripping length	min.	7 mm	
			max.	7 mm	
			nominal	7 mm	
		Tightening torque	min.	0.4 Nm	
			max.	0.6 Nm	
		Recommended wire-end ferrule			
	Connection specification		Screw connection		
	Cross-section for conductor connection	Type	flexible, H05(07) V-K		
		min.	0.5 mm ²		
		max.	1.5 mm ²		
		nominal	1.5 mm ²		
wire end ferrule	Stripping length	min.	7 mm		
		max.	7 mm		
		nominal	7 mm		
	Tightening torque	min.	0.4 Nm		
		max.	0.6 Nm		
	Recommended wire-end ferrule				
Clamping range, max.	2.5 mm ²				
Clamping range, min.	0.13 mm ²				
Clamping screw	M 2.5				
Connection cross-section, stranded, max.	2.5 mm ²				
Connection cross-section, stranded, min.	0.5 mm ²				
Connection direction	on side				
Gauge to IEC 60947-1	A1				

Creation date July 1, 2024 2:14:16 AM CEST

WDU 1.5/ZZ BL**Weidmüller Interface GmbH & Co. KG**

Klingenbergstraße 26

D-32758 Detmold

Germany

www.weidmueller.com

Technical data

Number of connections	4
Stripping length	7 mm
Tightening torque, max.	0.6 Nm
Tightening torque, min.	0.4 Nm
Torque level with DMS electric screw-driver	1
Type of connection	Screw connection
Wire connection cross section AWG, max.	AWG 14
Wire connection cross section AWG, min.	AWG 26
Wire connection cross section, finely stranded, max.	1.5 mm ²
Wire connection cross section, finely stranded, min.	0.5 mm ²
Wire connection cross-section, finely stranded with wire-end ferrules DIN 46228/1, max.	1.5 mm ²
Wire connection cross-section, finely stranded with wire-end ferrules DIN 46228/1, min.	0.5 mm ²
Wire connection cross-section, finely stranded with wire-end ferrules DIN 46228/4, max.	1.5 mm ²
Wire connection cross-section, finely stranded with wire-end ferrules DIN 46228/4, min.	0.5 mm ²
Wire connection cross-section, solid core, max.	2.5 mm ²
Wire connection cross-section, solid core, min.	0.5 mm ²

General

Rail	TS 35	Standards	IEC 60947-7-1
Wire connection cross section AWG, max.	AWG 14	Wire connection cross section AWG, min.	AWG 26

Rating data

Rated cross-section	1.5 mm ²	Rated voltage	800 V
Rated DC voltage	800 V	Rated current	17.5 A
Current at maximum wires	23 A	Standards	IEC 60947-7-1
Volume resistance according to IEC 60947-7-x	1.83 mΩ	Rated impulse withstand voltage	8 kV
Power loss in accordance with IEC 60947-7-x	0.56 W	Pollution severity	3

UL rating data

Certificate No. (UR)	E60693	Conductor size Factory wiring max. (UR)	12 AWG
Conductor size Factory wiring min. (UR)	26 AWG	Conductor size Field wiring max. (UR)	12 AWG
Conductor size Field wiring min. (UR)	22 AWG	Current size C (UR)	25 A
Voltage size C (UR)	300 V		

WDU 1.5/ZZ BL

Weidmüller Interface GmbH & Co. KG

Klingenbergstraße 26

D-32758 Detmold

Germany

www.weidmueller.com

Technical data

Classifications

ETIM 6.0	EC000897	ETIM 7.0	EC000897
ETIM 8.0	EC000897	ETIM 9.0	EC000897
ECLASS 9.0	27-14-11-20	ECLASS 9.1	27-14-11-20
ECLASS 10.0	27-14-11-20	ECLASS 11.0	27-14-11-20
ECLASS 12.0	27-14-11-20	ECLASS 13.0	27-25-01-01

Environmental Product Compliance

REACH SVHC

/

Approvals

Approvals



ROHS	Conform
UL File Number Search	UL Website
Certificate No. (UR)	E60693

Downloads

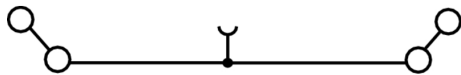
Approval/Certificate/Document of Conformity	Attestation of Conformity IECEX Certificate UKCA Ex Attestation of Conformity CB Testreport CB Certificate UKCA Ex Certificate CE Declaration of Conformity ATEX Certificate UKCA declaration of conformity Confirmation of Standards EN 45545-2_2020-10
Engineering Data	CAD data – STEP
Engineering Data	Zuken E3.S
User Documentation	Usage of terminals in EXi atmospheres StorageConditionsTerminalBlocks NTI WDU-WPE 1.5 ZZ
Catalogues	Catalogues in PDF-format
Brochures	

WDU 1.5/ZZ BL

Weidmüller Interface GmbH & Co. KG
Klingenbergstraße 26
D-32758 Detmold
Germany

www.weidmueller.com

Drawings



WDU 1.5/ZZ BL**Weidmüller Interface GmbH & Co. KG**

Klingenbergstraße 26

D-32758 Detmold

Germany

www.weidmueller.com**Accessories****2.5 mm²****2.5**
mm²

The plug-in cross-connections feature easy handling and quick installation. This saves a great deal of time during installation in comparison with screwed solutions.

General ordering data

Type	ZQV 2.5N/20 GE	Version
Order No.	1909000000	W-Series, Cross-connector, 24 A
GTIN (EAN)	4032248535613	
Qty.	20 pc(s).	
Type	ZQV 2.5N/3 GE	Version
Order No.	1693810000	W-Series, Cross-connector, 24 A
GTIN (EAN)	4008190883645	
Qty.	60 pc(s).	
Type	ZQV 2.5N/4 GE	Version
Order No.	1693820000	W-Series, Cross-connector, 24 A
GTIN (EAN)	4008190883652	
Qty.	60 pc(s).	
Type	ZQV 2.5N/2 GE	Version
Order No.	1693800000	W-Series, Cross-connector, 24 A
GTIN (EAN)	4008190883621	
Qty.	60 pc(s).	
Type	ZQV 2.5N/10 GE	Version
Order No.	1693880000	W-Series, Cross-connector, 24 A
GTIN (EAN)	4008190883720	
Qty.	20 pc(s).	

W-Series**W**
Series

Test adapters and test plugs are used for the electrical connection between terminal blocks and the test equipment. In this way, an electrical contact can be established in the wired state and measurements can be done easily.

General ordering data

Type	WTA 2 WDU2.5-10	Version
Order No.	1632320000	Test adapter (terminal), 1.5 mm ² , 250 V, 6 A
GTIN (EAN)	4008190257347	
Qty.	25 pc(s).	

WDU 1.5/ZZ BL

Weidmüller Interface GmbH & Co. KG

Klingenbergstraße 26

D-32758 Detmold

Germany

www.weidmueller.com

Accessories

Type	WTA 2/ZA WDU2.5-10	Version
Order No.	1632330000	Test adapter (terminal), 1.5 mm², 250 V, 6 A
GTIN (EAN)	4008190257330	
Qty.	25 pc(s).	

W-Series



Warning covers with a flash symbol provide more safety for man and machine. They are used where external voltage must be indicated within the application.

General ordering data

Type	WAD 4 GE BED	Version
Order No.	1072000000	Terminal cover, PA 66, yellow, Height: 19.8 mm, Width: 4.5 mm,
GTIN (EAN)	4008190446109	Depth: 9.6 mm
Qty.	50 pc(s).	
Type	WAD 4 WS	Version
Order No.	1072100000	Terminal cover, PA 66, white, Height: 19.8 mm, Width: 4.5 mm,
GTIN (EAN)	4008190446116	Depth: 9.6 mm
Qty.	50 pc(s).	

ZGB pivotable group tag holder



The ZGB 15 is a hinged group tag carrier. The tag carrier can hold the dekafix 5, WS 12/5 terminal markers or the inlay tag ESO 15.

The ZGB 30 is a hinged group tag carrier. The tag carrier can hold the dekafix 5, WS 12/5 terminal markers or the inlay tag ESO 7.

Inlay tags and protective strips can be found under "Accessories".

General ordering data

Type	ZGB 30	Version
Order No.	1611930000	Terminal markers, Terminal marker, 32 x 7 mm, Pitch in mm (P): 5.00
GTIN (EAN)	4008190002251	Weidmueller, white
Qty.	20 pc(s).	
Type	ZGB 15	Version
Order No.	1636530000	Terminal markers, Terminal marker, 15 x 7 mm, Pitch in mm (P): 5.00
GTIN (EAN)	4008190297053	Weidmueller, white
Qty.	20 pc(s).	

WDU 1.5/ZZ BL**Weidmüller Interface GmbH & Co. KG**

Klingenbergstraße 26

D-32758 Detmold


Germany

www.weidmueller.com**Accessories****Testsockets**

Test adapters and test plugs are used for the electrical connection between terminal blocks and the test equipment. In this way, an electrical contact can be established in the wired state and measurements can be done easily.

General ordering data

Type	STB 8.5/D4/2.3/M2.5 AKZ	Version
Order No.	0215700000	Accessories, Socket
GTIN (EAN)	4008190184872	
Qty.	50 pc(s).	

Shielding connection

With the LS 2.8 WDU2.5-10, many feed-through modular terminal blocks from the W series can be converted very easily. Inserting the LS 2.8 WDU2.5-10 allows the cable shielding braid to be looped through directly at the terminal block by soldering or using a suitable flat cable lug.

General ordering data

Type	LS 2.8 WDU2.5-10	Version
Order No.	1056400000	W-Series, Shield bus
GTIN (EAN)	4008190036454	
Qty.	100 pc(s).	

WDU 1.5/ZZ BL

Weidmüller Interface GmbH & Co. KG

Klingenbergstraße 26

D-32758 Detmold

Germany

www.weidmueller.com

Accessories

Blank



WS markers are the perfect match for the W-series connectors. Thanks to their system compatibility, the WS tags can also be used with the I-series and the Z-series. The large marking surfaces do not only permit long character strings but also multi-line text. WS markers are ideal for labels with long, customised character strings. Thanks to the proven MultiCard format, printing with PrintJet CONNECT oder/or Plotter is possible.

- Can be fitted in strips or individually
- Markers in proven MultiCard format

For custom printing: Please send us a file of our labeling software M-Print PRO or M-Print PRO Online (without installation) for your labeling specifications.

General ordering data

Type	WS 12/5 MC NE WS	Version
Order No.	1609860000	WS, Terminal marker, 12 x 5 mm, Pitch in mm (P): 5.00 Weidmueller,
GTIN (EAN)	4008190203481	Allen-Bradley, white
Qty.	720 pc(s).	

SchT group marker carrier



The SchT 5 S group tag carriers are clipped directly onto the TS 32 mounting rail (G-rail) or the TS 35 mounting rail (top-hat rail). It is therefore possible to label the terminal strip irrespective of the terminal and the type of terminal. SchT 5 and SchT 5 S are fitted with ESO 5, STR 5 protective strips.

The SchT 7 is a hinged group tag carrier for inlay tags which enables easy access to the clamping screw.

The SchT 7 is fitted with ESO 7, STR 7 protective strips or DEK 5.

Inlay tags and protective strips can be found under "Accessories".

General ordering data

Type	SCHT 7	Version
Order No.	0517960000	SCHT, Terminal marker, 39.3 x 8 mm, Pitch in mm (P): 7.00
GTIN (EAN)	4008190001742	Weidmueller, white
Qty.	20 pc(s).	

WDU 1.5/ZZ BL

Weidmüller Interface GmbH & Co. KG

Klingenbergstraße 26

D-32758 Detmold

Germany

www.weidmueller.com

Accessories

2.5 mm²


The plug-in cross-connections feature easy handling and quick installation. This saves a great deal of time during installation in comparison with screwed solutions.

General ordering data

Type	ZQV 2.5N/5	Version
Order No.	1527620000	Cross-connector (terminal), Plugged, Number of poles: 5, Pitch in mm
GTIN (EAN)	4050118448436	(P): 5.10, Insulated: Yes, 24 A, orange
Qty.	20 pc(s).	
Type	ZQV 2.5N/20 BL	Version
Order No.	1527890000	Cross-connector (terminal), Plugged, Number of poles: 20, Pitch in mm
GTIN (EAN)	4050118448566	(P): 5.10, Insulated: Yes, 24 A, blue
Qty.	20 pc(s).	
Type	ZQV 2.5N/20	Version
Order No.	1527720000	Cross-connector (terminal), Plugged, Number of poles: 20, Pitch in mm
GTIN (EAN)	4050118447972	(P): 5.10, Insulated: Yes, 24 A, orange
Qty.	20 pc(s).	
Type	ZQV 2.5N/9 BL	Version
Order No.	1527870000	Cross-connector (terminal), Plugged, Number of poles: 9, Pitch in mm
GTIN (EAN)	4050118448580	(P): 5.10, Insulated: Yes, 24 A, blue
Qty.	20 pc(s).	
Type	ZQV 2.5N/6 BL	Version
Order No.	1527820000	Cross-connector (terminal), Plugged, Number of poles: 6, Pitch in mm
GTIN (EAN)	4050118448610	(P): 5.10, Insulated: Yes, 24 A, blue
Qty.	20 pc(s).	
Type	ZQV 2.5N/6	Version
Order No.	1527630000	Cross-connector (terminal), Plugged, Number of poles: 6, Pitch in mm
GTIN (EAN)	4050118448429	(P): 5.10, Insulated: Yes, 24 A, orange
Qty.	20 pc(s).	
Type	ZQV 2.5N/20 RD	Version
Order No.	2108920000	Cross-connector (terminal), Plugged, Number of poles: 20, Pitch in mm
GTIN (EAN)	4050118485899	(P): 5.10, Insulated: Yes, 24 A, red
Qty.	20 pc(s).	
Type	ZQV 2.5N/7	Version
Order No.	1527640000	Cross-connector (terminal), Plugged, Number of poles: 7, Pitch in mm
GTIN (EAN)	4050118448412	(P): 5.10, Insulated: Yes, 24 A, orange
Qty.	20 pc(s).	
Type	ZQV 2.5N/5 BL	Version
Order No.	1527790000	Cross-connector (terminal), Plugged, Number of poles: 5, Pitch in mm
GTIN (EAN)	4050118448627	(P): 5.10, Insulated: Yes, 24 A, blue
Qty.	20 pc(s).	
Type	ZQV 2.5N/50 BL	Version
Order No.	1527920000	Cross-connector (terminal), Plugged, Number of poles: 50, Pitch in mm
GTIN (EAN)	4050118448559	(P): 5.10, Insulated: Yes, 24 A, blue
Qty.	5 pc(s).	

Creation date July 1, 2024 2:14:16 AM CEST

Catalogue status 14.06.2024 / We reserve the right to make technical changes.

WDU 1.5/ZZ BL

Weidmüller Interface GmbH & Co. KG

Klingenbergstraße 26

D-32758 Detmold

Germany

www.weidmueller.com

Accessories

Type	ZQV 2.5N/3	Version
Order No.	1527570000	Cross-connector (terminal), Plugged, Number of poles: 3, Pitch in mm
GTIN (EAN)	4050118448450	(P): 5.10, Insulated: Yes, 24 A, orange
Qty.	60 pc(s).	
Type	ZQV 2.5N/8 RD	Version
Order No.	2108870000	Cross-connector (terminal), Plugged, Number of poles: 8, Pitch in mm
GTIN (EAN)	4050118448481	(P): 5.10, Insulated: Yes, 24 A, red
Qty.	20 pc(s).	
Type	ZQV 2.5N/9	Version
Order No.	1527680000	Cross-connector (terminal), Plugged, Number of poles: 9, Pitch in mm
GTIN (EAN)	4050118447996	(P): 5.10, Insulated: Yes, 24 A, orange
Qty.	20 pc(s).	
Type	ZQV 2.5N/2 RD	Version
Order No.	2108470000	Cross-connector (terminal), Plugged, Number of poles: 2, Pitch in mm
GTIN (EAN)	4050118448542	(P): 5.10, Insulated: Yes, 24 A, red
Qty.	60 pc(s).	
Type	ZQV 2.5N/4	Version
Order No.	1527590000	Cross-connector (terminal), Plugged, Number of poles: 4, Pitch in mm
GTIN (EAN)	4050118448443	(P): 5.10, Insulated: Yes, 24 A, orange
Qty.	60 pc(s).	
Type	ZQV 2.5N/4 BL	Version
Order No.	1527780000	Cross-connector (terminal), Plugged, Number of poles: 4, Pitch in mm
GTIN (EAN)	4050118448634	(P): 5.10, Insulated: Yes, 24 A, blue
Qty.	60 pc(s).	
Type	ZQV 2.5N/10 BL	Version
Order No.	1527880000	Cross-connector (terminal), Plugged, Number of poles: 10, Pitch in mm
GTIN (EAN)	4050118448573	(P): 5.10, Insulated: Yes, 24 A, blue
Qty.	20 pc(s).	
Type	ZQV 2.5N/3 BL	Version
Order No.	1527770000	Cross-connector (terminal), Plugged, Number of poles: 3, Pitch in mm
GTIN (EAN)	4050118448641	(P): 5.10, Insulated: Yes, 24 A, blue
Qty.	60 pc(s).	
Type	ZQV 2.5N/50 RD	Version
Order No.	2109000000	Cross-connector (terminal), Plugged, Number of poles: 50, Pitch in mm
GTIN (EAN)	4050118486001	(P): 5.10, Insulated: Yes, 24 A, red
Qty.	5 pc(s).	
Type	ZQV 2.5N/7 BL	Version
Order No.	1527830000	Cross-connector (terminal), Plugged, Number of poles: 7, Pitch in mm
GTIN (EAN)	4050118448603	(P): 5.10, Insulated: Yes, 24 A, blue
Qty.	20 pc(s).	
Type	ZQV 2.5N/5 RD	Version
Order No.	2108710000	Cross-connector (terminal), Plugged, Number of poles: 5, Pitch in mm
GTIN (EAN)	4050118448511	(P): 5.10, Insulated: Yes, 24 A, red
Qty.	20 pc(s).	
Type	ZQV 2.5N/2	Version
Order No.	1527540000	Cross-connector (terminal), Plugged, Number of poles: 2, Pitch in mm
GTIN (EAN)	4050118448467	(P): 5.10, Insulated: Yes, 24 A, orange
Qty.	60 pc(s).	
Type	ZQV 2.5N/7 RD	Version
Order No.	2108810000	Cross-connector (terminal), Plugged, Number of poles: 7, Pitch in mm
GTIN (EAN)	4050118448498	(P): 5.10, Insulated: Yes, 24 A, red
Qty.	20 pc(s).	

Creation date July 1, 2024 2:14:16 AM CEST

Catalogue status 14.06.2024 / We reserve the right to make technical changes.

WDU 1.5/ZZ BL

Weidmüller Interface GmbH & Co. KG

Klingenbergstraße 26

D-32758 Detmold

Germany

www.weidmueller.com

Accessories

Type	ZQV 2.5N/9 RD	Version
Order No.	2108900000	Cross-connector (terminal), Plugged, Number of poles: 9, Pitch in mm
GTIN (EAN)	4050118448474	(P): 5.10, Insulated: Yes, 24 A, red
Qty.	20 pc(s).	
Type	ZQV 2.5N/10 RD	Version
Order No.	2108910000	Cross-connector (terminal), Plugged, Number of poles: 10, Pitch in mm
GTIN (EAN)	4050118486018	(P): 5.10, Insulated: Yes, 24 A, red
Qty.	20 pc(s).	
Type	ZQV 2.5N/2 BL	Version
Order No.	1527740000	Cross-connector (terminal), Plugged, Number of poles: 2, Pitch in mm
GTIN (EAN)	4050118448658	(P): 5.10, Insulated: Yes, 24 A, blue
Qty.	60 pc(s).	
Type	ZQV 2.5N/10	Version
Order No.	1527690000	Cross-connector (terminal), Plugged, Number of poles: 10, Pitch in mm
GTIN (EAN)	4050118447989	(P): 5.10, Insulated: Yes, 24 A, orange
Qty.	20 pc(s).	
Type	ZQV 2.5N/8 BL	Version
Order No.	1527840000	Cross-connector (terminal), Plugged, Number of poles: 8, Pitch in mm
GTIN (EAN)	4050118448597	(P): 5.10, Insulated: Yes, 24 A, blue
Qty.	20 pc(s).	
Type	ZQV 2.5N/50	Version
Order No.	1527730000	Cross-connector (terminal), Plugged, Number of poles: 50, Pitch in mm
GTIN (EAN)	4050118411362	(P): 5.10, Insulated: Yes, 24 A, orange
Qty.	5 pc(s).	
Type	ZQV 2.5N/6 RD	Version
Order No.	2108720000	Cross-connector (terminal), Plugged, Number of poles: 6, Pitch in mm
GTIN (EAN)	4050118448504	(P): 5.10, Insulated: Yes, 24 A, red
Qty.	20 pc(s).	
Type	ZQV 2.5N/4 RD	Version
Order No.	2108700000	Cross-connector (terminal), Plugged, Number of poles: 4, Pitch in mm
GTIN (EAN)	4050118448528	(P): 5.10, Insulated: Yes, 24 A, red
Qty.	60 pc(s).	
Type	ZQV 2.5N/8	Version
Order No.	1527670000	Cross-connector (terminal), Plugged, Number of poles: 8, Pitch in mm
GTIN (EAN)	4050118448405	(P): 5.10, Insulated: Yes, 24 A, orange
Qty.	20 pc(s).	
Type	ZQV 2.5N/3 RD	Version
Order No.	2108690000	Cross-connector (terminal), Plugged, Number of poles: 3, Pitch in mm
GTIN (EAN)	4050118448535	(P): 5.10, Insulated: Yes, 24 A, red
Qty.	60 pc(s).	

WDU 1.5/ZZ BL

Weidmüller Interface GmbH & Co. KG

Klingenbergstraße 26

D-32758 Detmold

Germany

www.weidmueller.com

Accessories

Blank



The Dekafix (DEK) marker is the universal marker for all conductor and plug-in connectors as well as for electronic sub-assemblies. The system is ideal for short number sequences and covers a wide range of ready-printed markers.

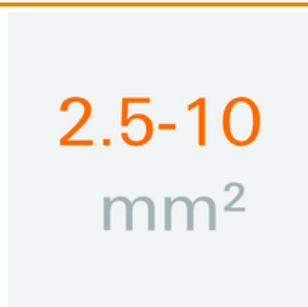
Strips for fast installation in only one work step. The printing is easy to read, rich in contrast and available in various widths.

- Large range of ready-to-use markers
- Strips for fast installation
- Terminal markers, suitable for all Weidmüller cable connectors
- Available as blank MultiCard or with standard printing

For custom printing: Please send us a file of our labeling software M-Print PRO or M-Print PRO Online (without installation) for your labeling specifications.

General ordering data

Type	DEK 5/5 MC NE WS	Version
Order No.	1609801044	Dekafix, Terminal marker, 5 x 5 mm, Pitch in mm (P): 5.00
GTIN (EAN)	4008190397111	Weidmueller, white
Qty.	1,000 pc(s).	

2.5-10 mm²

End plates are fitted to the open side of the last modular terminal before the end bracket. The use of an end plate ensures the function of the modular terminal and the specified rated voltage. It guarantees protection against contact with live parts and makes the final terminal finger-proof.

General ordering data

Type	WAP 2.5-10	Version
Order No.	1050000000	End plate (terminals), 56 mm x 1.5 mm, dark beige
GTIN (EAN)	4008190103149	
Qty.	50 pc(s).	
Type	WAP 16+35 WTW 2.5-10 BL	Version
Order No.	1050180000	End and partition plate for terminals, End plate, 56 mm x 1.5 mm, blue
GTIN (EAN)	4008190013899	
Qty.	20 pc(s).	
Type	WAP 2.5-10 BL	Version
Order No.	1050080000	End plate (terminals), 56 mm x 1.5 mm, blue
GTIN (EAN)	4008190136611	
Qty.	50 pc(s).	

WDU 1.5/ZZ BL

Weidmüller Interface GmbH & Co. KG

Klingenbergstraße 26

D-32758 Detmold

Germany

www.weidmueller.com

Accessories

Type	WAP 16+35 WTW 2.5-10	Version
Order No.	1050100000	End and partition plate for terminals, End plate, 56 mm x 1.5 mm, dark
GTIN (EAN)	4008190079901	beige
Qty.	20 pc(s).	

Marker holder



The marker holder offer the possibility of additional mounting of standard markers with a pitch of 5 or 5.1 mm. The angled holders can be optionally snapped together and could be mounted in all standard marking channels of the Klippon® Connect modular terminal blocks. Fitting marker types could be found under the respective accessories of the designation marking holder.

General ordering data

Type	BZT 1 ZA WS 10/5	Version
Order No.	1805520000	Accessories, Marker holder
GTIN (EAN)	4032248270248	
Qty.	100 pc(s).	
Type	BZT 1 WS 10/5	Version
Order No.	1805490000	Accessories, Marker holder
GTIN (EAN)	4032248270231	
Qty.	100 pc(s).	

2.5 mm²

Screwable cross-connections are easy to mount and de mount. Thanks to the big contact surface, even high currents can be transmitted with maximum contact reliability.

General ordering data

Type	WQV 2.5/3	Version
Order No.	1053760000	Cross-connector (terminal), when screwed in, Number of poles: 3,
GTIN (EAN)	4008190058999	Pitch in mm (P): 5.10, Insulated: Yes, 32 A, yellow
Qty.	50 pc(s).	
Type	WQV 2.5/2	Version
Order No.	1053660000	Cross-connector (terminal), when screwed in, Number of poles: 2,
GTIN (EAN)	4008190031121	Pitch in mm (P): 5.10, Insulated: Yes, 32 A, yellow
Qty.	50 pc(s).	
Type	WQV 2.5/4	Version
Order No.	1053860000	Cross-connector (terminal), when screwed in, Number of poles: 4,
GTIN (EAN)	4008190049706	Pitch in mm (P): 5.10, Insulated: Yes, 32 A, yellow
Qty.	50 pc(s).	

WDU 1.5/ZZ BL

Weidmüller Interface GmbH & Co. KG

Klingenbergstraße 26

D-32758 Detmold

Germany

www.weidmueller.com

Accessories

Type	WQV 2.5/10	Version
Order No.	1054460000	Cross-connector (terminal), when screwed in, Number of poles: 10,
GTIN (EAN)	4008190135089	Pitch in mm (P): 5.10, Insulated: Yes, 32 A, yellow
Qty.	20 pc(s).	

WS 12/5



WS/ DEK

MultiMark terminal markers use an innovative composite material made from two components. The hard base contour of the marker snaps securely into the connector. The elastic surface finish makes the marker easy to mount. This specially punched material enables the strips to be stretched to accommodate the slight variations in spacing that tend to add up, especially with long terminal blocks. Another advantage: the excellent printability of the surface material guarantees durable and wear-resistant labelling. A print resolution of 300 dpi also produces a very legible script.

Your benefits with MultiMark

- Firm hold and durable printing
- Continuous strips save installation time
- Easy mounting thanks to an innovative composite material
- Large label field for optimal legibility
- High flexibility thanks to manufacturer independence

General ordering data

Type	WS 12/5 MM WS	Version
Order No.	2007190000	WS, Terminal marker, 12 x 5 mm, Weidmueller, white
GTIN (EAN)	4050118392036	
Qty.	800 pc(s).	

W-Series



A partition plate is used for the optical separation of circuits or used for electrical isolation from neighbouring cross-connectors. In contrast to the end plate, the contour can be larger than the adjacent terminal blocks. However, it should not be smaller, as otherwise the required clearance and creepage distances within the application can no longer be maintained.

General ordering data

Type	WTW EN	Version
Order No.	1058800000	Partition plate (terminal), Intermediate plate, 86 mm x 62 mm, dark
GTIN (EAN)	4008190140175	beige
Qty.	20 pc(s).	

WDU 1.5/ZZ BL

Weidmüller Interface GmbH & Co. KG

Klingenbergstraße 26

D-32758 Detmold

Germany

www.weidmueller.com

Accessories

W-Series



Weidmüller's range of products includes end brackets that guarantee a permanent, reliable mounting on the terminal rail and prevent sliding. Versions with and without screws are available. The end brackets include marking options, also for group markers, and also a test plug holder.

General ordering data

Type	WEW 35/2	Version
Order No.	1061200000	End bracket, Wemid, dark beige, Rail: TS 35, when screwed in
GTIN (EAN)	4008190030230	
Qty.	50 pc(s).	

WQB

General ordering data

Type	WQB B/6	Version
Order No.	1579040000	Cross-connector (terminal), when screwed in, Number of poles: 6,
GTIN (EAN)	4008190081041	Pitch in mm (P): 5.10, Insulated: Yes, black
Qty.	20 pc(s).	
Type	WQB B/2	Version
Order No.	1579010000	Cross-connector (terminal), when screwed in, Number of poles: 2,
GTIN (EAN)	4008190021696	Pitch in mm (P): 5.10, Insulated: Yes, black
Qty.	50 pc(s).	
Type	WQB B/24	Version
Order No.	1579060000	Cross-connector (terminal), when screwed in, Number of poles: 24,
GTIN (EAN)	4008190188597	Pitch in mm (P): 5.10, Insulated: Yes, black
Qty.	20 pc(s).	
Type	WQB B/3	Version
Order No.	1579020000	Cross-connector (terminal), when screwed in, Number of poles: 3,
GTIN (EAN)	4008190062392	Pitch in mm (P): 5.10, Insulated: Yes, black
Qty.	50 pc(s).	
Type	WQB B/10	Version
Order No.	1579050000	Cross-connector (terminal), when screwed in, Number of poles: 10,
GTIN (EAN)	4008190094508	Pitch in mm (P): 5.10, Insulated: Yes, black
Qty.	20 pc(s).	

WDU 1.5/ZZ BL**Weidmüller Interface GmbH & Co. KG**

Klingenbergstraße 26

D-32758 Detmold

Germany

www.weidmueller.com**Accessories**

Type	WQB B/4	Version	
Order No.	1579030000	Cross-connector (terminal), when screwed in, Number of poles: 4,	
GTIN (EAN)	4008190185046	Pitch in mm (P): 5.10, Insulated: Yes, black	
Qty.	50 pc(s).		