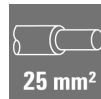


**HDC S8/0 MAS****Weidmüller Interface GmbH & Co. KG**

Klingenbergstraße 26

D-32758 Detmold

Germany

[www.weidmueller.com](http://www.weidmueller.com)

The MixMate series of connectors can simultaneously transmit high rated currents and voltages as well as signals. An axial screw can be used to secure the wire.  
Axial screw connection TOP connection

**General ordering data**

Version	HDC insert, Male, 690 V, 110 A, Number of poles: 8, Axial screw connection, Size: 8
Order No.	<a href="#">1023360000</a>
Type	HDC S8/0 MAS
GTIN (EAN)	4032248739509
Qty.	1 pc(s).

## HDC S8/0 MAS

Weidmüller Interface GmbH &amp; Co. KG

Klingenbergstraße 26

D-32758 Detmold

Germany

www.weidmueller.com

## Technical data

## Dimensions and weights

Depth	111 mm	Depth (inches)	4.37 inch
Height	48.5 mm	Height (inches)	1.909 inch
Width	34 mm	Width (inches)	1.339 inch
Net weight	299 g		

## Temperatures

Limit temperature	-40 °C ... 125 °C
-------------------	-------------------

## Dimensions

Height of plug	48.5 mm	Total length base	111 mm
Width	34 mm		

## General data

BG	8	Colour	beige
Conductor cross-section	25 mm <sup>2</sup>	Free from halogens	true
Insulating material	PC glass-fibre reinforced (UL-listed and railway-certified)	Insulating material group	IIIa
Insulation strength	10 <sup>10</sup> Ω	Low smoke acc. DIN EN 45545-2	Yes
Material	Copper alloy	Number of poles	8
Number of power contacts	8	Plugging cycles, silver	≥ 500
Pollution severity	3	Rated current (DIN EN 61984)	110 A
Rated impulse voltage (DIN EN 61984)	8 kV	Rated voltage (DIN EN 61984)	690 V
Rated voltage according to UL/CSA	600 V AC/DC	Series	MixMate
Size	8	Surface finish	Silver passivated
Type	Male	Type of connection	Axial screw connection
UL 94 flammability rating	V-0	Volume resistance	≤1 mΩ

## Connection data PE

Connection type PE	Screw connection, Miscellaneous	Rated cross-section	25 mm <sup>2</sup>
Stripping length PE connection	12 mm	Tightening torque, max. PE connection	7 Nm
Tightening torque, min. PE connection	6 Nm	Wire cross section, AWG (PE), max.	AWG 4
Wire cross section, AWG (PE), min.	AWG 8		

## Power contact

Clamping range, power contact, max.	25 mm <sup>2</sup>	Clamping range, power contact, min.	10 mm <sup>2</sup>
Hexagon socket	4 mm	Number of poles, performance contact	8
Rated current (DIN EN 61984), power contact	110 A	Rated impulse voltage (DIN EN 61984), power contact	8 kV
Rated voltage (DIN EN 61984), power contact	690 V	Stripping length, performance contact	12 mm
Type of connection, power contact	Axial screw connection		

## HDC S8/0 MAS

Weidmüller Interface GmbH &amp; Co. KG

Klingenbergstraße 26

D-32758 Detmold

Germany

www.weidmueller.com

## Technical data

## Version

BG	8	Clamping screw	M 8 x 0.75 mm
Conductor cross-section, max.	25 mm <sup>2</sup>	Conductor cross-section, min.	10 mm <sup>2</sup>
Material	Copper alloy	Size	8
Stripping length, rated connection	12 mm	Surface finish	Silver passivated
Type of connection	Axial screw connection	Volume resistance	≤1 mΩ
Wire connection cross section AWG, max.	AWG 4	Wire connection cross section AWG, min.	AWG 8
Wire connection cross section, finely stranded, max.	25 mm <sup>2</sup>	Wire connection cross section, finely stranded, min.	10 mm <sup>2</sup>

## Classifications

ETIM 6.0	EC000438	ETIM 7.0	EC000438
ETIM 8.0	EC000438	ETIM 9.0	EC000438
ECLASS 9.0	27-44-02-05	ECLASS 9.1	27-44-02-05
ECLASS 10.0	27-44-02-05	ECLASS 11.0	27-44-02-05
ECLASS 12.0	27-44-02-05	ECLASS 13.0	27-44-02-05

Substance	Acetone
Chemical resistance	Resistant
Substance	Ammonia, watery
Chemical resistance	Conditionally resistant
Substance	Petrol
Chemical resistance	Resistant
Substance	Benzene
Chemical resistance	Resistant
Substance	Diesel oil
Chemical resistance	Conditionally resistant
Substance	Acetic acid, concentrated
Chemical resistance	Resistant
Substance	Potassium hydroxide
Chemical resistance	Conditionally resistant
Substance	Methanol
Chemical resistance	Conditionally resistant
Substance	Motor oil
Chemical resistance	Conditionally resistant
Substance	Lye, diluted
Chemical resistance	Resistant
Substance	Hydrochlorofluorocarbons
Chemical resistance	Conditionally resistant
Substance	Outdoor use
Chemical resistance	Conditionally resistant

## HDC S8/0 MAS

Weidmüller Interface GmbH &amp; Co. KG

Klingenbergstraße 26

D-32758 Detmold

Germany

www.weidmueller.com

## Technical data

## Environmental Product Compliance

REACH SVHC	Lead 7439-92-1 Potassium perfluorobutane sulfonate 29420-49-3
SCIP	b67daa31-7dca-434d-8290-da7fb52f83a2
Chemical resistance	de.myview.objectmodel.impl.BlockImpl@6cf21115 de.myview.objectmodel.impl.BlockImpl@251d3e12 de.myview.objectmodel.impl.BlockImpl@208e1366 de.myview.objectmodel.impl.BlockImpl@ad74fdb de.myview.objectmodel.impl.BlockImpl@76519d2d de.myview.objectmodel.impl.BlockImpl@3a70d05b de.myview.objectmodel.impl.BlockImpl@6a35f150 de.myview.objectmodel.impl.BlockImpl@5aacd25a de.myview.objectmodel.impl.BlockImpl@20ee84d7 de.myview.objectmodel.impl.BlockImpl@1c207a99 de.myview.objectmodel.impl.BlockImpl@59dab73c de.myview.objectmodel.impl.BlockImpl@6558805f

## Approvals

Approvals



ROHS	Conform
UL File Number Search	UL Website
Certificate No. (cURus)	E92202

## Downloads


Approval/Certificate/Document of Conformity	<a href="#">Manufacturer's declaration</a>
Engineering Data	<a href="#">CAD data – STEP</a>
Catalogues	<a href="#">Catalogues in PDF-format</a>
Brochures	<a href="#">FL FIELDWIRING EN</a> <a href="#">FL FIELDWIRING EN</a>

**HDC S8/0 MAS****Weidmüller Interface GmbH & Co. KG**

Klingenbergstraße 26

D-32758 Detmold


Germany

[www.weidmueller.com](http://www.weidmueller.com)**Accessories****Slotted screwdriver**

VDE insulated slot-head screwdriver, SDI DIN 7437, ISO 2380/2, drive output acc. to DIN 5264, ISO 2380/1. SoftFinish grip

**General ordering data**

Type	SDIS 0.6X3.5X100	Version
Order No.	<a href="#">9008390000</a>	Screwdriver, Screwdriver
GTIN (EAN)	4032248056354	
Qty.	1 pc(s).	

**Slotted screwdriver**

Slotted screwdriver with rounded blade SD DIN 5265, ISO 2380/2, output to DIN 5264, ISO 2380/1. ChromTop tip, SoftFinish grip

**General ordering data**

Type	SDS 0.6X3.5X100	Version
Order No.	<a href="#">9008330000</a>	Screwdriver, Screwdriver
GTIN (EAN)	4032248056286	
Qty.	1 pc(s).	

# Tightening torques and screwing tools

Screw size	Connector type	Dia. tightening torque in Nm	Recommended blade inserts and AF size for hexagon socket
<b>M 2.5</b>	<b>Signal contacts</b>		
	S 6/6	0.5 - 0.55	SD 0.6 x 3.5 mm or PZ0
	S 6/12	0.5 - 0.55	SD 0.6 x 3.5 mm or PZ0
<b>M 2.9 x 0.5</b>	<b>Fastening screws</b>		
	HQ 4/2	0.8 (plastic) / 1.1 (metal)	SD 0.6 x 3.5 mm or PH0
	HQ 8	0.8 (plastic) / 1.1 (metal)	SD 0.6 x 3.5 mm or PH0
	HQ 17	0.8 (plastic) / 1.1 (metal)	SD 0.6 x 3.5 mm or PH0
<b>M 3</b>	<b>Contact screws</b>		
	HA 3	0.5 - 0.55	SD 0.5 x 3.0 mm
	HA 4	0.5 - 0.55	SD 0.5 x 3.0 mm
	HA 10 bis HA 48	0.5 - 0.55	SD 0.6 x 3.5 mm or PH0
	HE	0.5 - 0.55	SD 0.6 x 3.5 mm or PZ0
	HVE	0.5 - 0.55	SD 0.6 x 3.5 mm or PZ0
	<b>Signal contacts:</b>		
	S 4/2	0.5 - 0.55	SD 0.6 x 3.5 mm or PZ0
	S 4/8	0.5 - 0.55	SD 0.6 x 3.5 mm or PZ0
	<b>PE connection via female contact</b>		
	S 4	0.5 - 0.8	SD 0.6 x 3.5 mm
	ConCept modular frame, metal	0.5 - 0.55	SD 0.6 x 3.5 mm
	<b>PE terminal</b>		
	HQ 5	0.5 - 0.55	SD 0.6 x 3.5 or 0.8 x 4 mm
	HQ 7	0.5 - 0.55	SD 0.6 x 3.5 or 0.8 x 4 mm
	<b>Fastening screws</b>	0.5 - 0.55	SD 0.6 x 3.5 mm or PZ0
	<b>Guide pin</b>	0.5 - 0.55	SD 0.6 x 3.5 mm or PZ0
	<b>Guide bush</b>	0.5 - 0.55	SD 0.6 x 3.5 mm or PZ0
	<b>Coding pins</b>	0.5 - 0.55	SD 0.6 x 3.5 mm or PZ0
<b>M 4</b>	<b>Contact screws</b>		
	HSB	1.2 - 1.5	SD 0.6 x 3.5 or 0.8 x 4 mm or PZ1
	<b>PE connection via male contact</b>		
	S 4	0.5 - 0.8	SD 0.6 x 3.5 mm
	ConCept modular frame, metal	1.2 - 1.5	SD 0.6 x 3.5 mm
	<b>PE terminal</b>		
	HA	1.2 - 1.5	SD 0.6 x 3.5 or 0.8 x 4 mm or PH1
	HE	1.2 - 1.5	SD 0.6 x 3.5 or 0.8 x 4 mm or PH1
	HEE	1.2 - 1.5	SD 0.6 x 3.5 or 0.8 x 4 mm or PH1
	HVE	1.2 - 1.5	SD 0.6 x 3.5 or 0.8 x 4 mm or PH1
	HD	1.2 - 1.5	SD 0.6 x 3.5 or 0.8 x 4 mm or PZ1
	HDD	1.2 - 1.5	SD 0.6 x 3.5 or 0.8 x 4 mm or PZ1
	S 6/6 (for signal contacts)	1.2 - 1.5	0.8 x 4 mm or PZ1
	ConCept modular frame, plastic	1.2 - 1.5	0.8 x 4 mm or PZ1
<b>M 5</b>	<b>PE terminal</b>		
	HSB	2 - 2.5	SD 1 x 5.5 mm or PZ2
	S 4/0 (Screw connection)	2 - 2.5	SD 1.2 x 6.5 mm or PH2
	S 4/0 (Axial screw connection)	2 - 2.5	SD 0.8 x 4 mm or PZ 2
	S 4/2	2 - 2.5	SD 1.2 x 6.5 mm or PH2
	S 4/8	2 - 2.5	SD 1.2 x 6.5 mm or PH2
	S 6/12	2 - 2.5	SD 0.8 x 4 mm or PZ 2
	S 6/36	2 - 2.5	SD 1.2 x 6.5 mm or PH2
	S 8/24	2 - 2.5	SD 1.2 x 6.5 mm or PH2
	S 12/2	2 - 2.5	SD 1.2 x 6.5 mm or PH2
<b>M 6</b>	<b>Power contacts</b>		
	S 4/0 (Screw connection)	1.2 (1.5 mm <sup>2</sup> ) / 2 (2.5 mm <sup>2</sup> ) / 3 (4-16 mm <sup>2</sup> )	SD 0.8 x 4 mm
	S 4/2	1.2 (1.5 mm <sup>2</sup> ) / 2 (2.5 mm <sup>2</sup> ) / 3 (4-16 mm <sup>2</sup> )	SD 0.8 x 4 mm
	S 4/8	1.2 (1.5 mm <sup>2</sup> ) / 2 (2.5 mm <sup>2</sup> ) / 3 (4-16 mm <sup>2</sup> )	SD 0.8 x 4 mm
<b>M 7 x 0.75</b>	<b>Power contacts</b>		
	S 4	1.1 - 1.7	SW 2
	S 6/6 (+ PE)	6 - 8	SW 4
<b>M 8 x 0.75</b>	<b>Power contacts</b>		
	S 6/12	1.1 - 1.7	SW 2
	S 8/0 (+ PE)	6 (10-16 mm <sup>2</sup> ) - 7 (25 mm <sup>2</sup> )	SW 4
<b>M10 x 1</b>	<b>Power contacts</b>		
	S 4/0 (Axial connection)	2 - 3	SW 3

Increasing the tightening torque does not improve the contact resistance. The stated torque settings offer optimal mechanical, thermal and electrical conditions. Exceeding the recommended values may even damage the conductor and terminal.