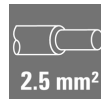


HDC HQ 7 FC**Weidmüller Interface GmbH & Co. KG**

Klingenbergstraße 26

D-32758 Detmold

Germany

www.weidmueller.com

The HQ series - big features in a compact design The electrical values speak for themselves. The standard HE crimp contacts can also be used here.

The wire connection level is designed as a crimp contact

The established crimp connection has been used as a standard for decades.

Crimp contacts are not delivered with the inserts.

Pole count: **7 (+PE)**

Rated current: **10 A**

Rated voltage: **400 V**

Nominal voltage acc. to UL/CSA: **600 V AC/DC**

Crimp connection

General ordering data

Version	HDC insert, Female, 400 V, 10 A, Number of poles: 7, Crimp connection, Size: 1
Order No.	1003180000
Type	HDC HQ 7 FC
GTIN (EAN)	4032248698172
Qty.	1 pc(s).

HDC HQ 7 FC

Weidmüller Interface GmbH & Co. KG

Klingenbergstraße 26

D-32758 Detmold

Germany

www.weidmueller.com

Technical data

Dimensions and weights

Depth	21 mm	Depth (inches)	0.827 inch
Height	40.2 mm	Height (inches)	1.583 inch
Width	21 mm	Width (inches)	0.827 inch
Net weight	13.2 g		

Temperatures

Limit temperature	-40 °C ... 125 °C
-------------------	-------------------

Dimensions

Height of socket	40.2 mm	Total length base	21 mm
Width	21 mm		

General data

BG	1	Colour	beige
Free from halogens	false	Insulating material	PC glass-fibre reinforced (UL-listed and railway-certified)
Insulating material group	IIIa	Insulation strength	10 ¹⁰ Ω
Low smoke acc. DIN EN 45545-2	Yes	Material	Copper alloy
Number of poles	7	Plugging cycles, gold	≥ 500
Plugging cycles, silver	≥ 500	Pollution severity	3
Rated current (DIN EN 61984)	10 A	Rated impulse voltage (DIN EN 61984)	6 kV
Rated voltage (DIN EN 61984)	400 V	Rated voltage according to UL/CSA	600 V AC/DC
Series	HQ	Size	1
Type	Female	Type of connection	Crimp connection
UL 94 flammability rating	V-0	Volume resistance	≤4 mΩ

Connection data PE

Blade size, slotted (PE connection)	SD 0.6 x 3.5	Connection type PE	Screw connection
Fixing screw	M 3	Rated cross-section	2.5 mm ²
Stripping length PE connection	5 mm	Tightening torque, max. PE connection	0.55 Nm
Tightening torque, min. PE connection	0.5 Nm	Wire cross section, AWG (PE), max.	AWG 14
Wire cross section, AWG (PE), min.	AWG 26		

Version

BG	1	Conductor cross-section, max.	2.5 mm ²
Conductor cross-section, min.	0.14 mm ²	Material	Copper alloy
Size	1	Stripping length, rated connection	8 mm
Type of connection	Crimp connection	Volume resistance	≤4 mΩ
Wire connection cross section AWG, max.	AWG 14	Wire connection cross section AWG, min.	AWG 26
Wire connection cross section, finely stranded, max.	2.5 mm ²	Wire connection cross section, finely stranded, min.	0.14 mm ²
Wire connection cross-section, finely stranded with wire-end ferrules DIN 46228/4, max.	2.5 mm ²	Wire connection cross-section, finely stranded with wire-end ferrules DIN 46228/4, min.	0.14 mm ²

HDC HQ 7 FC

Weidmüller Interface GmbH & Co. KG

Klingenbergstraße 26

D-32758 Detmold

Germany

www.weidmueller.com

Technical data

Classifications

ETIM 6.0	EC000438	ETIM 7.0	EC000438
ETIM 8.0	EC000438	ETIM 9.0	EC000438
ECLASS 9.0	27-44-02-05	ECLASS 9.1	27-44-02-05
ECLASS 10.0	27-44-02-05	ECLASS 11.0	27-44-02-05
ECLASS 12.0	27-44-02-05	ECLASS 13.0	27-44-02-05

Substance	Acetone
Chemical resistance	Resistant
Substance	Ammonia, watery
Chemical resistance	Conditionally resistant
Substance	Petrol
Chemical resistance	Resistant
Substance	Benzene
Chemical resistance	Resistant
Substance	Diesel oil
Chemical resistance	Conditionally resistant
Substance	Acetic acid, concentrated
Chemical resistance	Resistant
Substance	Potassium hydroxide
Chemical resistance	Conditionally resistant
Substance	Methanol
Chemical resistance	Conditionally resistant
Substance	Motor oil
Chemical resistance	Conditionally resistant
Substance	Lye, diluted
Chemical resistance	Resistant
Substance	Hydrochlorofluorocarbons
Chemical resistance	Conditionally resistant
Substance	Outdoor use
Chemical resistance	Conditionally resistant

Environmental Product Compliance

REACH SVHC	Lead 7439-92-1 Potassium perfluorobutane sulfonate 29420-49-3
SCIP	b67daa31-7dca-434d-8290-da7fb52f83a2
Chemical resistance	de.myview.objectmodel.impl.BlockImpl@58fc332f de.myview.objectmodel.impl.BlockImpl@27cf6a78 de.myview.objectmodel.impl.BlockImpl@5a2afb39 de.myview.objectmodel.impl.BlockImpl@1fd1356 de.myview.objectmodel.impl.BlockImpl@38a12d0d de.myview.objectmodel.impl.BlockImpl@64e10ccb de.myview.objectmodel.impl.BlockImpl@691fc05d de.myview.objectmodel.impl.BlockImpl@11098b de.myview.objectmodel.impl.BlockImpl@316985c1 de.myview.objectmodel.impl.BlockImpl@5d824073 de.myview.objectmodel.impl.BlockImpl@4a086eb6 de.myview.objectmodel.impl.BlockImpl@42dd6b2d

HDC HQ 7 FC

Weidmüller Interface GmbH & Co. KG

Klingenbergstraße 26

D-32758 Detmold

Germany

www.weidmueller.com

Technical data

Approvals

Approvals



ROHS Conform

UL File Number Search UL Website

Certificate No. (cURus) E92202

Downloads

Approval/Certificate/Document of Con-
formity[Manufacturer's declaration](#)

Engineering Data

[CAD data – STEP](#)

Catalogues

[Catalogues in PDF-format](#)

Brochures

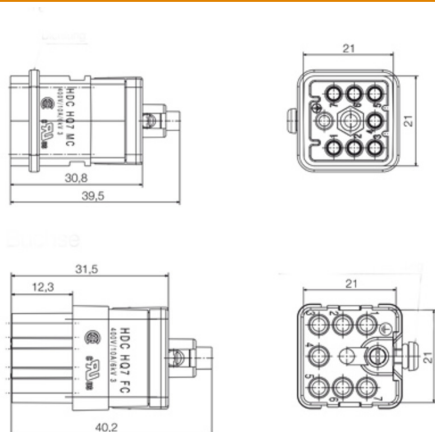
[FL FIELDWIRING EN](#)
[FL FIELDWIRING EN](#)

HDC HQ 7 FC

Weidmüller Interface GmbH & Co. KG
Klingenbergstraße 26
D-32758 Detmold
Germany

www.weidmueller.com

Drawings



HDC HQ 7 FC

Weidmüller Interface GmbH & Co. KG

Klingenbergstraße 26

D-32758 Detmold

Germany

www.weidmueller.com

Accessories

Crimping tools




Crimping tools for turned contacts

- Ratchet guarantees precise crimping
- Release option in the event of incorrect operation
- With stop for exact positioning of the contacts.

General ordering data

Type	CTIN CM 1.6/2.5	Version
Order No.	9205430000	Pressing tool, Crimping tool for contacts, 0.14mm ² , 6mm ² , 4-indent
GTIN (EAN)	4032248733446	crimp
Qty.	1 pc(s).	
Type	CTX CM 1.6/2.5	Version
Order No.	9018490000	Pressing tool, Crimping tool for contacts, 0.14mm ² , 4mm ² , W crimp
GTIN (EAN)	4008190884598	
Qty.	1 pc(s).	

Slotted screwdriver



VDE insulated slot-head screwdriver, SDI DIN 7437, ISO 2380/2, drive output acc. to DIN 5264, ISO 2380/1.
SoftFinish grip

General ordering data

Type	SDIS 0.8X4.0X100	Version
Order No.	9008400000	Screwdriver, Screwdriver
GTIN (EAN)	4032248056361	
Qty.	1 pc(s).	
Type	SDIS 0.6X3.5X100	Version
Order No.	9008390000	Screwdriver, Screwdriver
GTIN (EAN)	4032248056354	
Qty.	1 pc(s).	

HDC HQ 7 FC

Weidmüller Interface GmbH & Co. KG

Klingenbergstraße 26

D-32758 Detmold

Germany

www.weidmueller.com

Accessories

Crimp contacts HD



Crimps provide a electrical and mechanical connection between wire and contact that is both secure and reliable. The optimal crimp connection is gas-tight and corrosion-resistant.

General ordering data

Type	HDC-C-HD-BM2.5AG	Version
Order No.	1651610000	Heavy-duty connectors, Crimp contact, HD, HDD, HQ, MixMate,
GTIN (EAN)	4008190400286	Female, Conductor cross-section, max.: 2.5, turned, Copper alloy
Qty.	100 pc(s).	
Type	HDC-C-HD-BM2.5AU	Version
Order No.	1651710000	Heavy-duty connectors, Crimp contact, HD, HDD, HQ, MixMate,
GTIN (EAN)	4008190400385	Female, Conductor cross-section, max.: 2.5, turned, Copper alloy
Qty.	100 pc(s).	
Type	HDC-C-HD-BM0.75-1.00AG	Version
Order No.	1601760000	Heavy-duty connectors, Crimp contact, HD, HDD, HQ, MixMate,
GTIN (EAN)	4008190158354	Female, Conductor cross-section, max.: 1, turned, Copper alloy
Qty.	100 pc(s).	
Type	HDC-C-HD-BM0.14-0.37AU	Version
Order No.	1651670000	Heavy-duty connectors, Crimp contact, HD, HDD, HQ, MixMate,
GTIN (EAN)	4008190400347	Female, Conductor cross-section, max.: 0.37, turned, Copper alloy
Qty.	100 pc(s).	
Type	HDC-C-HD-BM0.5AG	Version
Order No.	1651580000	Heavy-duty connectors, Crimp contact, HD, HDD, HQ, MixMate,
GTIN (EAN)	4008190400255	Female, Conductor cross-section, max.: 0.5, turned, Copper alloy
Qty.	100 pc(s).	
Type	HDC-C-HD-BM0.14-0.37AG	Version
Order No.	1651570000	Heavy-duty connectors, Crimp contact, HD, HDD, HQ, MixMate,
GTIN (EAN)	4008190400248	Female, Conductor cross-section, max.: 0.37, turned, Copper alloy
Qty.	100 pc(s).	
Type	HDC-C-HD-BM0.75-1.00AU	Version
Order No.	1651690000	Heavy-duty connectors, Crimp contact, HD, HDD, HQ, MixMate,
GTIN (EAN)	4008190400361	Female, Conductor cross-section, max.: 1, turned, Copper alloy
Qty.	100 pc(s).	
Type	HDC-C-HD-BM1.5AU	Version
Order No.	1651700000	Heavy-duty connectors, Crimp contact, HD, HDD, HQ, MixMate,
GTIN (EAN)	4008190400378	Female, Conductor cross-section, max.: 1.5, turned, Copper alloy
Qty.	100 pc(s).	
Type	HDC-C-HD-BM1.5AG	Version
Order No.	1651600000	Heavy-duty connectors, Crimp contact, HD, HDD, HQ, MixMate,
GTIN (EAN)	4008190400279	Female, Conductor cross-section, max.: 1.5, turned, Copper alloy
Qty.	100 pc(s).	

HDC HQ 7 FC**Weidmüller Interface GmbH & Co. KG**

Klingenbergstraße 26

D-32758 Detmold

Germany

www.weidmueller.com**Accessories**

Type	HDC-C-HD-BM0.5AU	Version
Order No.	1651680000	Heavy-duty connectors, Crimp contact, HD, HDD, HQ, MixMate,
GTIN (EAN)	4008190400354	Female, Conductor cross-section, max.: 0.5, turned, Copper alloy
Qty.	100 pc(s).	

Contact removal tools

Weidmüller offers a variety of crimping tools, contact removal tools, and fibre optic tools.

General ordering data

Type	REMOVAL TOOL HD	Version
Order No.	1866730000	Tools, Contact Removal Tool
GTIN (EAN)	4032248437054	
Qty.	1 pc(s).	

HQ 7

Various accessories are available for our inserts. This includes coding elements for the inserts.

**General ordering data**

Type	HDC HQ 7 CPF	Version
Order No.	1003220000	Heavy-duty connectors, Accessories, Coding System
GTIN (EAN)	4032248698219	
Qty.	50 pc(s).	

HDC HQ 7 FC**Weidmüller Interface GmbH & Co. KG**

Klingenbergstraße 26

D-32758 Detmold

Germany

www.weidmueller.com**Accessories****Slotted screwdriver**

Slotted screwdriver with rounded blade SD DIN 5265,
ISO 2380/2, output to DIN 5264, ISO 2380/1.
ChromTop tip, SoftFinish grip

General ordering data

Type	SDS 0.8X4.0X100	Version
Order No.	9008340000	Screwdriver, Screwdriver
GTIN (EAN)	4032248056293	
Qty.	1 pc(s).	
Type	SDS 0.6X3.5X100	Version
Order No.	9008330000	Screwdriver, Screwdriver
GTIN (EAN)	4032248056286	
Qty.	1 pc(s).	

Tightening torques and screwing tools

Screw size	Connector type	Dia. tightening torque in Nm	Recommended blade inserts and AF size for hexagon socket
M 2.5	Signal contacts		
	S 6/6	0.5 - 0.55	SD 0.6 x 3.5 mm or PZ0
	S 6/12	0.5 - 0.55	SD 0.6 x 3.5 mm or PZ0
M 2.9 x 0.5	Fastening screws		
	HQ 4/2	0.8 (plastic) / 1.1 (metal)	SD 0.6 x 3.5 mm or PH0
	HQ 8	0.8 (plastic) / 1.1 (metal)	SD 0.6 x 3.5 mm or PH0
	HQ 17	0.8 (plastic) / 1.1 (metal)	SD 0.6 x 3.5 mm or PH0
M 3	Contact screws		
	HA 3	0.5 - 0.55	SD 0.5 x 3.0 mm
	HA 4	0.5 - 0.55	SD 0.5 x 3.0 mm
	HA 10 bis HA 48	0.5 - 0.55	SD 0.6 x 3.5 mm or PH0
	HE	0.5 - 0.55	SD 0.6 x 3.5 mm or PZ0
	HVE	0.5 - 0.55	SD 0.6 x 3.5 mm or PZ0
	Signal contacts:		
	S 4/2	0.5 - 0.55	SD 0.6 x 3.5 mm or PZ0
	S 4/8	0.5 - 0.55	SD 0.6 x 3.5 mm or PZ0
	PE connection via female contact		
	S 4	0.5 - 0.8	SD 0.6 x 3.5 mm
	ConCept modular frame, metal	0.5 - 0.55	SD 0.6 x 3.5 mm
	PE terminal		
	HQ 5	0.5 - 0.55	SD 0.6 x 3.5 or 0.8 x 4 mm
	HQ 7	0.5 - 0.55	SD 0.6 x 3.5 or 0.8 x 4 mm
	Fastening screws	0.5 - 0.55	SD 0.6 x 3.5 mm or PZ0
	Guide pin	0.5 - 0.55	SD 0.6 x 3.5 mm or PZ0
	Guide bush	0.5 - 0.55	SD 0.6 x 3.5 mm or PZ0
	Coding pins	0.5 - 0.55	SD 0.6 x 3.5 mm or PZ0
M 4	Contact screws		
	HSB	1.2 - 1.5	SD 0.6 x 3.5 or 0.8 x 4 mm or PZ1
	PE connection via male contact		
	S 4	0.5 - 0.8	SD 0.6 x 3.5 mm
	ConCept modular frame, metal	1.2 - 1.5	SD 0.6 x 3.5 mm
	PE terminal		
	HA	1.2 - 1.5	SD 0.6 x 3.5 or 0.8 x 4 mm or PH1
	HE	1.2 - 1.5	SD 0.6 x 3.5 or 0.8 x 4 mm or PH1
	HEE	1.2 - 1.5	SD 0.6 x 3.5 or 0.8 x 4 mm or PH1
	HVE	1.2 - 1.5	SD 0.6 x 3.5 or 0.8 x 4 mm or PH1
	HD	1.2 - 1.5	SD 0.6 x 3.5 or 0.8 x 4 mm or PZ1
	HDD	1.2 - 1.5	SD 0.6 x 3.5 or 0.8 x 4 mm or PZ1
	S 6/6 (for signal contacts)	1.2 - 1.5	0.8 x 4 mm or PZ1
	ConCept modular frame, plastic	1.2 - 1.5	0.8 x 4 mm or PZ1
M 5	PE terminal		
	HSB	2 - 2.5	SD 1 x 5.5 mm or PZ2
	S 4/0 (Screw connection)	2 - 2.5	SD 1.2 x 6.5 mm or PH2
	S 4/0 (Axial screw connection)	2 - 2.5	SD 0.8 x 4 mm or PZ 2
	S 4/2	2 - 2.5	SD 1.2 x 6.5 mm or PH2
	S 4/8	2 - 2.5	SD 1.2 x 6.5 mm or PH2
	S 6/12	2 - 2.5	SD 0.8 x 4 mm or PZ 2
	S 6/36	2 - 2.5	SD 1.2 x 6.5 mm or PH2
	S 8/24	2 - 2.5	SD 1.2 x 6.5 mm or PH2
	S 12/2	2 - 2.5	SD 1.2 x 6.5 mm or PH2
M 6	Power contacts		
	S 4/0 (Screw connection)	1.2 (1.5 mm ²) / 2 (2.5 mm ²) / 3 (4-16 mm ²)	SD 0.8 x 4 mm
	S 4/2	1.2 (1.5 mm ²) / 2 (2.5 mm ²) / 3 (4-16 mm ²)	SD 0.8 x 4 mm
	S 4/8	1.2 (1.5 mm ²) / 2 (2.5 mm ²) / 3 (4-16 mm ²)	SD 0.8 x 4 mm
M 7 x 0.75	Power contacts		
	S 4	1.1 - 1.7	SW 2
	S 6/6 (+ PE)	6 - 8	SW 4
M 8 x 0.75	Power contacts		
	S 6/12	1.1 - 1.7	SW 2
	S 8/0 (+ PE)	6 (10-16 mm ²) - 7 (25 mm ²)	SW 4
M10 x 1	Power contacts		
	S 4/0 (Axial connection)	2 - 3	SW 3

Increasing the tightening torque does not improve the contact resistance. The stated torque settings offer optimal mechanical, thermal and electrical conditions. Exceeding the recommended values may even damage the conductor and terminal.