

**SAK 4 BL****Weidmüller Interface GmbH & Co. KG**

Klingenbergstraße 26

D-32758 Detmold

Germany

[www.weidmueller.com](http://www.weidmueller.com)**Product image**

To feed through power, signal, and data is the classical requirement in electrical engineering and panel building. The insulating material, the connection system and the design of the terminal blocks are the differentiating features. A feed-through terminal block is suitable for joining and/or connecting one or more conductors. They could have one or more connection levels that are on the same potential or insulated against one another.

**General ordering data**

Version	Feed-through terminal block, Screw connection, 4 mm <sup>2</sup> , 800 V, 32 A, Number of connections: 2
Order No.	<a href="#">0128380000</a>
Type	SAK 4 BL
GTIN (EAN)	4008190113629
Qty.	100 pc(s).

## SAK 4 BL

Weidmüller Interface GmbH &amp; Co. KG

Klingenbergstraße 26

D-32758 Detmold

Germany

www.weidmueller.com

## Technical data

## Dimensions and weights

Depth	51.5 mm	Depth (inches)	2.028 inch
Height	40 mm	Height (inches)	1.575 inch
Width	6.5 mm	Width (inches)	0.256 inch
Net weight	9.52 g		

## Temperatures

Storage temperature		Operating temperature range	For operating temperature range see EC Design Test Certificate / IEC Ex-Certificate of Conformity
	-25 °C...55 °C		
Continuous operating temp., min.	-50 °C	Continuous operating temp., max.	100 °C

## Material data

Material	PA 66	Colour	blue
UL 94 flammability rating	V-2		

## Rating data IECEx/ATEX

Certificate No. (ATEX)	TUEV18ATEX8207U	Certificate No. (IECEX)	IECEXTUR18.0017U
Max. voltage (ATEX)	550 V	Current (ATEX)	32 A
Wire cross section max. (ATEX)	6 mm <sup>2</sup>	Max. voltage (IECEX)	550 V
Current (IECEX)		Operating temperature range	For operating temperature range see EC Design Test Certificate / IEC Ex-Certificate of Conformity
	32 A		
Marking EN 60079-7	Ex eb II C Gb	Ex 2014/34/EU label	II 2 G D

## System specifications

Version	Screw connection, for screwable cross-connection, One end without connector	End cover plate required	Yes
Number of potentials	1	Number of levels	1
Number of clamping points per level	2	Number of potentials per tier	1
Levels cross-connected internally	No	PE connection	No
Rail	TS 32	N-function	Yes
PE function	No	PEN function	No

## Additional technical data

Explosion-tested version	Yes	Number of similar terminals	1
Open sides	right	Type of mounting	Snap-on

## CSA rating data

Certificate No. (CSA)	12400-129	Current size C (CSA)	36 A
Voltage size C (CSA)	600 V	Wire cross section max. (CSA)	10 AWG
Wire cross section min. (CSA)	26 AWG		

## SAK 4 BL

Weidmüller Interface GmbH &amp; Co. KG

Klingenbergstraße 26

D-32758 Detmold

Germany

www.weidmueller.com

## Technical data

## Conductors for clamping (additional connection)

Conductor cross-section, flexible plus plastic collar DIN 46228/1, further connection, max.	4 mm <sup>2</sup>	Connection type, additional connection	Screw connection
---	-------------------	--	------------------

## Conductors for clamping (rated connection)

Blade size	0.6 x 3.5 mm	Clamping range, max.	6 mm <sup>2</sup>
Clamping range, min.	0.13 mm <sup>2</sup>	Clamping screw	M 3
Connection cross-section, stranded, max.	4 mm <sup>2</sup>	Connection cross-section, stranded, min.	0.5 mm <sup>2</sup>
Connection direction	on side	Gauge to IEC 60947-1	A4
Number of connections	2	Stripping length	12 mm
Tightening torque, max.	1 Nm	Tightening torque, min.	0.5 Nm
Torque level with DMS electric screwdriver	2	Twin wire-end ferrules, max.	2.5 mm <sup>2</sup>
Twin wire-end ferrules, min.	0.5 mm <sup>2</sup>	Type of connection	Screw connection
Wire connection cross section AWG, max.	AWG 10	Wire connection cross section AWG, min.	AWG 26
Wire connection cross section, finely stranded, max.	4 mm <sup>2</sup>	Wire connection cross section, finely stranded, min.	0.5 mm <sup>2</sup>
Wire connection cross-section, finely stranded with wire-end ferrules DIN 46228/1, max.	4 mm <sup>2</sup>	Wire connection cross-section, finely stranded with wire-end ferrules DIN 46228/1, min.	0.5 mm <sup>2</sup>
Wire connection cross-section, finely stranded with wire-end ferrules DIN 46228/4, max.	4 mm <sup>2</sup>	Wire connection cross-section, finely stranded with wire-end ferrules DIN 46228/4, min.	0.5 mm <sup>2</sup>
Wire connection cross-section, solid core, max.	6 mm <sup>2</sup>	Wire connection cross-section, solid core, min.	0.5 mm <sup>2</sup>

## General

Rail	TS 32	Standards	IEC 60947-7-1
Wire connection cross section AWG, max.	AWG 10	Wire connection cross section AWG, min.	AWG 26

## Rating data

Rated cross-section	4 mm <sup>2</sup>	Rated voltage	800 V
Rated DC voltage	800 V	Rated current	32 A
Current at maximum wires	41 A	Standards	IEC 60947-7-1
Volume resistance according to IEC 60947-7-x	1 mΩ	Rated impulse withstand voltage	8 kV
Power loss in accordance with IEC 60947-7-x	1.02 W	Pollution severity	3

## UL rating data

Certificate No. (UR)	E60693	Conductor size Factory wiring max. (UR)	10 AWG
Conductor size Factory wiring min. (UR)	22 AWG	Conductor size Field wiring max. (UR)	10 AWG
Conductor size Field wiring min. (UR)	22 AWG	Current size C (UR)	30 A
Voltage size C (UR)	600 V		

## SAK 4 BL

Weidmüller Interface GmbH &amp; Co. KG

Klingenbergstraße 26

D-32758 Detmold

Germany

www.weidmueller.com

## Technical data

## Classifications

ETIM 6.0	EC000897	ETIM 7.0	EC000897
ETIM 8.0	EC000897	ETIM 9.0	EC000897
ECLASS 9.0	27-14-11-20	ECLASS 9.1	27-14-11-20
ECLASS 10.0	27-14-11-20	ECLASS 11.0	27-14-11-20
ECLASS 12.0	27-14-11-20	ECLASS 13.0	27-25-01-01

## Environmental Product Compliance

REACH SVHC

/

## Approvals

Approvals



ROHS	Conform
UL File Number Search	UL Website
Certificate No. (UR)	E60693
Certificate No. (cURusEX)	E184763

## Downloads

Approval/Certificate/Document of Conformity	<a href="#">Attestation Of Conformity</a> <a href="#">CAF SAK 4</a> <a href="#">UKCA Ex Attestation of Conformity</a> <a href="#">CB Certificate</a> <a href="#">CB Test Certificate</a> <a href="#">DNVGL certificate</a> <a href="#">Lloyds Register Certificate</a> <a href="#">IECEx Certificate</a> <a href="#">ATEX Certificate</a> <a href="#">Declaration of Conformity</a> <a href="#">UKCA declaration of conformity</a>
Engineering Data	<a href="#">CAD data – STEP</a>
Product Change Notification	<a href="#">20210308 Technical Change SAK PA 32</a>
User Documentation	<a href="#">Usage of terminals in EXi atmospheres</a> <a href="#">StorageConditionsTerminalBlocks</a> <a href="#">NTI SAK 4/32</a>
Catalogues	<a href="#">Catalogues in PDF-format</a>

**SAK 4 BL****Weidmüller Interface GmbH & Co. KG**

Klingenbergstraße 26

D-32758 Detmold

Germany

[www.weidmueller.com](http://www.weidmueller.com)**Accessories****Screws**

Depending on the terminal block or also accessories, we offer different types of screws as additional items or also spare parts.

**General ordering data**

Type	BFSC M3X22 PA/RT	Version
Order No.	<a href="#">0128900000</a>	Mounting screw (Terminal)
GTIN (EAN)	4008190084158	
Qty.	100 pc(s).	
Type	BFSC M3X25	Version
Order No.	<a href="#">0292500000</a>	Mounting screw (Terminal)
GTIN (EAN)	4008190177027	
Qty.	100 pc(s).	

**SchT group marker carrier**

The SchT 5 S group tag carriers are clipped directly onto the TS 32 mounting rail (G-rail) or the TS 35 mounting rail (top-hat rail). It is therefore possible to label the terminal strip irrespective of the terminal and the type of terminal. SchT 5 and SchT 5 S are fitted with ESO 5, STR 5 protective strips.

The SchT 7 is a hinged group tag carrier for inlay tags which enables easy access to the clamping screw.

The SchT 7 is fitted with ESO 7, STR 7 protective strips or DEK 5.

Inlay tags and protective strips can be found under "Accessories".

**General ordering data**

Type	SCHT 7	Version
Order No.	<a href="#">0517960000</a>	SCHT, Terminal marker, 39.3 x 8 mm, Pitch in mm (P): 7.00
GTIN (EAN)	4008190001742	Weidmueller, white
Qty.	20 pc(s).	

## SAK 4 BL

Weidmüller Interface GmbH &amp; Co. KG

Klingenbergstraße 26

D-32758 Detmold

Germany

www.weidmueller.com

## Accessories

## SAK-Series



A partition plate is used for the optical separation of circuits or used for electrical isolation from neighbouring cross-connectors. In contrast to the end plate, the contour can be larger than the adjacent terminal blocks. However, it should not be smaller, as otherwise the required clearance and creepage distances within the application can no longer be maintained.

## General ordering data

Type	TSCH 1	Version
Order No.	<a href="#">0319160000</a>	Small partition (terminal), PA 66, beige, Continuous operating temp.,
GTIN (EAN)	4008190097219	max.: 100 °C
Qty.	100 pc(s).	
Type	TW 4 SAK4-10 BL	Version
Order No.	<a href="#">0130180000</a>	Partition plate (terminal), Intermediate plate, 50 mm x 44 mm, blue
GTIN (EAN)	4008190114138	
Qty.	20 pc(s).	
Type	TSCH 2	Version
Order No.	<a href="#">0353660000</a>	Small partition (terminal), PA 66, beige, Continuous operating temp.,
GTIN (EAN)	4008190128432	max.: 100 °C
Qty.	100 pc(s).	
Type	TW 4 SAK4-10	Version
Order No.	<a href="#">0130160000</a>	Partition plate (terminal), Intermediate plate, 50 mm x 44 mm, beige
GTIN (EAN)	4008190096335	
Qty.	20 pc(s).	

## Connection sleeves



## General ordering data

Type	VH 19/5/3.4	Version
Order No.	<a href="#">0285100000</a>	Connecting sleeve (terminal), Height: 5 mm, Width: 5 mm, Depth:
GTIN (EAN)	4008190189297	17.5 mm, Cu Zn
Qty.	50 pc(s).	
Type	VL 2 SAK4	Version
Order No.	<a href="#">0197000000</a>	Cross-connector (terminal), when screwed in, Number of poles: 2,
GTIN (EAN)	4008190000271	Pitch in mm (P): 6.50, Insulated: No, 32 A, grey
Qty.	50 pc(s).	

## SAK 4 BL

Weidmüller Interface GmbH &amp; Co. KG

Klingenbergstraße 26

D-32758 Detmold

Germany

www.weidmueller.com

## Accessories

Type	VH 13.5/4.9/3.3	Version
Order No.	<a href="#">0248500000</a>	Connecting sleeve (terminal), Height: 4.9 mm, Width: 4.9 mm, Depth:
GTIN (EAN)	4008190022723	13.5 mm, Copper
Qty.	100 pc(s).	

## Blank



The Dekafix (DEK) marker is the universal marker for all conductor and plug-in connectors as well as for electronic sub-assemblies. The system is ideal for short number sequences and covers a wide range of ready-printed markers.

Strips for fast installation in only one work step. The printing is easy to read, rich in contrast and available in various widths.


- Large range of ready-to-use markers
- Strips for fast installation
- Terminal markers, suitable for all Weidmüller cable connectors
- Available as blank MultiCard or with standard printing

**For custom printing:** Please send us a file of our labeling software M-Print PRO or M-Print PRO Online (without installation) for your labeling specifications.

## General ordering data

Type	DEK 5/6.5 MC NE WS	Version
Order No.	<a href="#">1609840000</a>	Dekafix, Terminal marker, 5 x 6.5 mm, Pitch in mm (P): 6.50
GTIN (EAN)	4008190203429	Weidmueller, white
Qty.	900 pc(s).	

## SAK-Series



Warning covers with a flash symbol provide more safety for man and machine. They are used where external voltage must be indicated within the application.

## General ordering data

Type	AD 4 SAK4	Version
Order No.	<a href="#">0285300000</a>	Terminal cover, PVC, yellow, Height: 25 mm, Width: 25.6 mm, Depth:
GTIN (EAN)	4008190072902	1 mm
Qty.	50 pc(s).	

## SAK 4 BL

Weidmüller Interface GmbH &amp; Co. KG

Klingenbergstraße 26

D-32758 Detmold

Germany

[www.weidmueller.com](http://www.weidmueller.com)

## Accessories

## Testsockets




Test adapters and test plugs are used for the electrical connection between terminal blocks and the test equipment. In this way, an electrical contact can be established in the wired state and measurements can be done easily.

## General ordering data

Type	STB 14/D5/2.3/M3 SAK2.5	Version
Order No.	<a href="#">0168600000</a>	SAK Series, Socket
GTIN (EAN)	4008190135225	
Qty.	50 pc(s).	

## SAK-Series



Test adapters and test plugs are used for the electrical connection between terminal blocks and the test equipment. In this way, an electrical contact can be established in the wired state and measurements can be done easily.

## General ordering data

Type	STA 1/ZA SAK4-10	Version
Order No.	<a href="#">1632450000</a>	Test adapter (terminal), 250 V
GTIN (EAN)	4008190209636	
Qty.	25 pc(s).	



## SAK 4 BL

Weidmüller Interface GmbH &amp; Co. KG

Klingenbergstraße 26

D-32758 Detmold

Germany

www.weidmueller.com

## Accessories

## Custom printing



The Dekafix (DEK) marker is the universal marker for all conductor and plug-in connectors as well as for electronic sub-assemblies. The system is ideal for short number sequences and covers a wide range of ready-printed markers.

Strips for fast installation in only one work step. The printing is easy to read, rich in contrast and available in various widths.

- Large range of ready-to-use markers
- Strips for fast installation
- Terminal markers, suitable for all Weidmüller cable connectors
- Available as blank MultiCard or with standard printing

**For custom printing:** Please send us a file of our labeling software M-Print PRO or M-Print PRO Online (without installation) for your labeling specifications.

## General ordering data

Type	DEK 5/6.5 MC SDR	Version
Order No.	<a href="#">1609850000</a>	Dekafix, Terminal marker, 5 x 6.5 mm, Pitch in mm (P): 6.50
GTIN (EAN)	4008190456610	Weidmueller, To customer specification
Qty.	180 pc(s).	

## Q / SAK



Screwable cross-connections are easy to mount and de mount. Thanks to the big contact surface, even high currents can be transmitted with maximum contact reliability.

## General ordering data

Type	Q 4 SAK4	Version
Order No.	<a href="#">0336900000</a>	Cross-connector (terminal), when screwed in, Number of poles: 4,
GTIN (EAN)	4008190036201	Pitch in mm (P): 6.00, Insulated: No, 32 A, grey
Qty.	50 pc(s).	
Type	Q 3 SAK4	Version
Order No.	<a href="#">0336800000</a>	Cross-connector (terminal), when screwed in, Number of poles: 3,
GTIN (EAN)	4008190089795	Pitch in mm (P): 6.00, Insulated: No, 32 A, grey
Qty.	50 pc(s).	
Type	Q 2 SAK4	Version
Order No.	<a href="#">0336700000</a>	Cross-connector (terminal), when screwed in, Number of poles: 2,
GTIN (EAN)	4008190033842	Pitch in mm (P): 6.00, Insulated: No, 32 A, grey
Qty.	50 pc(s).	

## SAK 4 BL

Weidmüller Interface GmbH &amp; Co. KG

Klingenbergstraße 26

D-32758 Detmold

Germany

www.weidmueller.com

## Accessories

Type	Q 10 SAK4	Version
Order No.	<a href="#">0368800000</a>	Cross-connector (terminal), when screwed in, Number of poles: 10,
GTIN (EAN)	4008190049478	Pitch in mm (P): 6.00, Insulated: No, 32 A, grey
Qty.	20 pc(s).	

## Test plugs




Test adapters and test plugs are used for the electrical connection between terminal blocks and the test equipment. In this way, an electrical contact can be established in the wired state and measurements can be done easily.

## General ordering data

Type	PS 2.3 RT	Version
Order No.	<a href="#">0180400000</a>	Test adapter (terminal), 230 V, 20 mA
GTIN (EAN)	4008190060121	
Qty.	20 pc(s).	

## SAK-Series



End plates are fitted to the open side of the last modular terminal before the end bracket. The use of an end plate ensures the function of the modular terminal and the specified rated voltage. It guarantees protection against contact with live parts and makes the final terminal finger-proof.

## General ordering data

Type	AP SAK4-10 DB	Version
Order No.	<a href="#">0105100000</a>	End plate (terminals), 40 mm x 1.5 mm, dark beige
GTIN (EAN)	4008190394875	
Qty.	20 pc(s).	
Type	AP SAK4-10 RT	Version
Order No.	<a href="#">0117900000</a>	End plate (terminals), 40 mm x 1.5 mm, red
GTIN (EAN)	4008190125059	
Qty.	20 pc(s).	
Type	AP SAK4-10 BL	Version
Order No.	<a href="#">0117980000</a>	End plate (terminals), 40 mm x 1.5 mm, blue
GTIN (EAN)	4008190171087	
Qty.	20 pc(s).	
Type	AP SAK4-10	Version
Order No.	<a href="#">0117960000</a>	End plate (terminals), 40 mm x 1.5 mm, beige
GTIN (EAN)	4008190081485	
Qty.	20 pc(s).	

**SAK 4 BL****Weidmüller Interface GmbH & Co. KG**


Klingenbergstraße 26

D-32758 Detmold

Germany

[www.weidmueller.com](http://www.weidmueller.com)**Accessories**

Type	AP SAK4-10 I	Version
Order No.	<a href="#">0117910000</a>	End plate (terminals), 40 mm x 1.5 mm, Light Grey
GTIN (EAN)	4008190183707	
Qty.	20 pc(s).	

**Marker holder**

The marker holder offer the possibility of additional mounting of standard markers with a pitch of 5 or 5.1 mm. The angled holders can be optionally snapped together and could be mounted in all standard marking channels of the Klippon<sup>®</sup> Connect modular terminal blocks. Fitting marker types could be found under the respective accessories of the designation marking holder.

**General ordering data**

Type	BZT 1 WS 10/5	Version
Order No.	<a href="#">1805490000</a>	Accessories, Marker holder
GTIN (EAN)	4032248270231	
Qty.	100 pc(s).	

Type	BZT 1 ZA WS 10/5	Version
Order No.	<a href="#">1805520000</a>	Accessories, Marker holder
GTIN (EAN)	4032248270248	
Qty.	100 pc(s).	